



# **Annual Financial Report 2020**

The following documents are translations from the original German versions,  
which are solely valid.

# Table of Contents

## **A1 Telekom Austria Group**

Group Management Report	3
Consolidated Financial Statements	34
Auditor's Report	97
Declaration of the Management Board	101

## **Financial Statements Of Telekom Austria AG**

Financial Statements	102
Management Report	117
Auditor's Report	130
Declaration of the Management Board	134

<b>Consolidated Non-Financial Report According to § 267a UGB</b>	<b>135</b>
--	------------

# Group Management Report

## General economic environment

As a result of the COVID-19 pandemic and the accompanying political measures to curb the spread of the virus, there was a recession on all the A1 Telekom Austria Group's markets in 2020. Clearly negative growth rates are expected in gross domestic product. In a forecast published in November 2020, the European Commission estimated the decline in economic growth in the European Union for 2020 at 7.4%. A recovery with growth of 4.1% is assumed for 2021.

The ECB kept its key interest rate unchanged at 0.00% and its deposit rate at -0.50% in the year under review. A pandemic emergency purchase program of EUR 750 billion was resolved in the middle of March 2020 and increased to EUR 1,350 bn at the start of June 2020 and to EUR 1,850 bn in December 2020. In two steps at the start of and in the middle of March 2020, the US Federal Reserve lowered its key interest rate from 1.50-1.75% to recently 0.00-0.25%.

### Development of real GDP in the markets of A1 Telekom Austria Group (in %) <sup>1)</sup>

	2019	2020e	2021e
Austria	1.4	-7.1	4.1
Bulgaria	3.7	-5.1	2.6
Croatia	2.9	-9.6	5.7
Belarus	1.2	-3.0	2.2
Slovenia	3.2	-7.1	5.1
Serbia	4.2	-1.8	4.8
North Macedonia	3.6	-4.9	3.8

Sources: IMF for Belarus; European Commission for all other countries

## Industry trends and competition

Developments on the markets relevant to A1 Telekom Austria Group were characterized by the global COVID-19 pandemic in the reporting year. There were sharp declines in gross additions and customer churn during the first lockdown in almost all markets in the spring. There was increased demand for products and services to facilitate working from home,

such as mobile WiFi routers and VPN connections. Mobile network providers offered their customers additional offerings at reduced cost or free of charge. The market environment remained intensively competitive in both fixed-line and mobile communications throughout this period. One example of this can be seen in the no-frills<sup>2)</sup> segment in Austria, where there was sustained pressure on prices due to the aggressive pricing policy of mobile virtual network operators (MVNOs).

The latest market report issued by the regulatory authority, which tracked the most recent market data in Austria up to the end of the second quarter of 2020, describes the following average trends across all operators:<sup>3)</sup>

- ▶ The number of SIM cards (excl. M2M) decreased slightly by 0.8% year-on-year, from 13.1 million in the second quarter of 2019 to 13.0 million in the second quarter of 2020. There continued to be strong stimulus from smartphone users, the number of which grew by 5.8% to more than 7.2 million, while the number of prepaid SIM cards declined significantly due to the mandatory registration that has been in effect since January 1, 2019. Total mobile retail revenues remained stable over the same period (-0.3%).
- ▶ There were 12.3 million mobile and fixed-line broadband connections on the broadband market in the second quarter of 2020, a year-on-year increase of 2.8% that was mainly driven by smartphone tariffs and mobile WiFi routers. The fixed-line broadband market grew by 1.2% in the same period.
- ▶ Rapid growth in data volumes in mobile telecommunications as a whole, which consists of pure mobile broadband plus smartphone users according to the definition of the regulatory authority, continued in the second quarter of 2020 with a year-on-year increase of 40.5%. The data volume transferred by fixed-line broadband likewise rose by 18.4%, with a ratio of mobile to fixed-line data of around 1:2. There was a clear growth trend in average monthly data volume per user over the same period, to 143.8 GB for fixed-line broadband (Q2 2019: 123.0 GB) and 89.2 GB for mobile data tariffs (Q2 2019: 64.9 GB).
- ▶ While NGA (Next Generation Access; availability of a minimum fixed-line bandwidth of 30 mbps) coverage in Austria has increased steadily over recent years and is now at virtually 90%, 41% of customers were using products with a speed of more than 30 Mbit/s at the end of 2019, though there is a clear trend visible towards higher bandwidths (2017: 30%).<sup>4)</sup>

1) Sources: European Union, Austria, Bulgaria, Croatia, Slovenia, Serbia, and North Macedonia: European Commission [https://ec.europa.eu/info/sites/info/files/economy-finance/ip136\\_en.pdf](https://ec.europa.eu/info/sites/info/files/economy-finance/ip136_en.pdf), page 215; Belarus: IMF IWF <https://www.imf.org/en/Publications/WEO/Issues/2020/09/30/world-economic-outlook-october-2020>, page 55

2) The so-called no-frills segment consists of mobile communications providers and brands that deliberately focus on simple tariffs without additional offers and are aimed in particular at price-sensitive customers.

3) <https://www.rtr.at/de/inf/telekom-monitor-q22020>

4) Broadband in Austria. 2019 evaluation report (page 50) <https://www.bmlrt.gv.at/dam/jcr:5de13346-e12a-4ff8-9c83-30b14c5000e3/Evaluierungsbericht2019.pdf>; Broadband strategy 2030 (page 9 and 12) [https://www.bmlrt.gv.at/dam/jcr:8ee598ba-0172-4773-945f-73932957fc55/breitbandstrategie2030\\_ua.pdf](https://www.bmlrt.gv.at/dam/jcr:8ee598ba-0172-4773-945f-73932957fc55/breitbandstrategie2030_ua.pdf)

► According to the latest OECD report on the digital economy, Austria ranks in the middle compared with other OECD countries with fixed broadband coverage of > 30 Mbit/s in rural areas, but its number of fixed broadband connections of > 30 Mbit/s is in the lower third. In sharp contrast to this is the data consumption of mobile broadband connections, which ranks second after Finland at around 16 GB per month, compared with the OECD average of around 5 GB per month. Austria also ranks second, behind Sweden, in M2M<sup>5)</sup> SIM cards at 56 per 100 inhabitants (OECD average: 24).<sup>6)</sup>

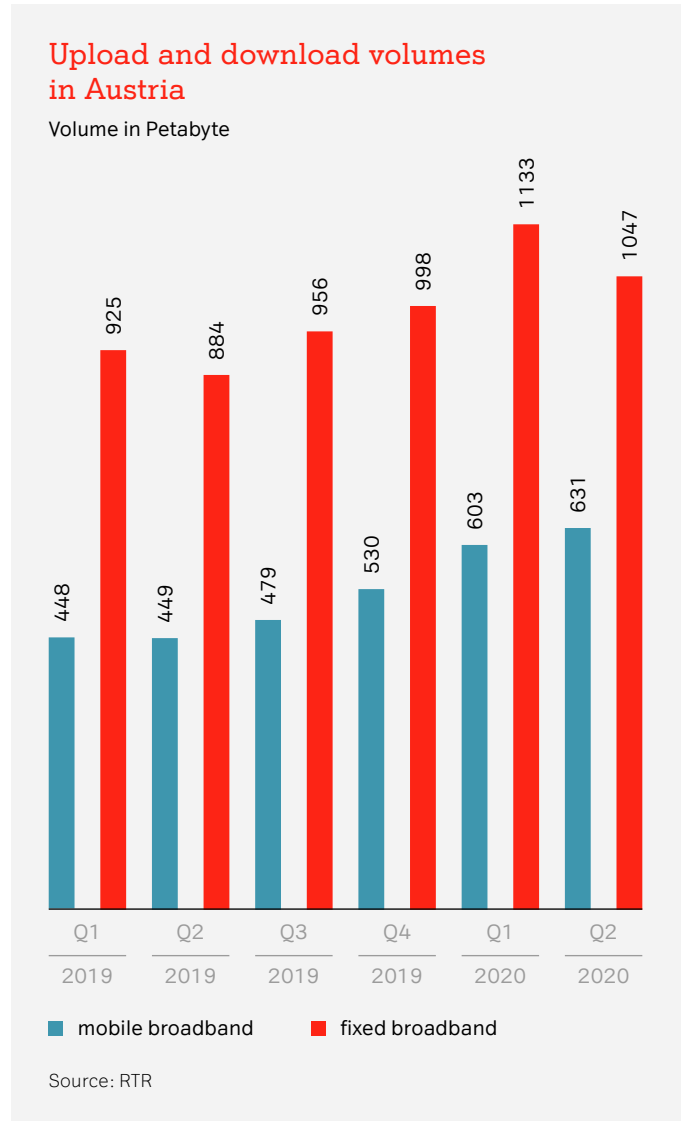
In Bulgaria, the trend seen in recent years continued, with the Internet penetration rate across all households increasing to 78.9% in 2020 compared with 75.1% in the previous year. While fixed-line penetration increased to 59.4% (2019: 57.8%), mobile penetration also continued to rise to 68.0% (2019: 64.0%).<sup>7)</sup>

The number of broadband connections in Croatia increased by 15.0% year-on-year to 5.5 million in the second quarter of 2020 as a result of an increase in the mobile broadband offering of 23.0%. Growth in fiber connections was also high at 22.3%.<sup>8)</sup>

The telecommunications market in Belarus has developed strongly in recent years, leading to a steady rise in the number of Internet customers, while the number of mobile network users has remained flat. As of the end of 2019, the share of households with Internet access was 82.8% (2018: 79.1%).<sup>9)</sup> Households with Internet, respectively broadband access were also up in Slovenia, Serbia and North Macedonia.<sup>10) 11) 12)</sup>

## Regulation

The A1 Telekom Austria Group is subject to various regulatory regimes on its markets. For certain product and service markets in Austria, it is classified as a provider with substantial market power and is therefore subject to the corresponding regulatory measures. These include extensive network access and price regulations. The international subsidiaries of the A1 Telekom Austria Group are also subject to far-reaching regulatory provisions on their respective national markets. In particular, for any business activities by subsidiaries in countries that are part of the European Union (Austria, Bulgaria, Croatia, Slovenia),



regulatory decisions are made not just at national level, but also at European level, for instance to guarantee harmonized conditions within the EU. This applies in particular to the EU-level roaming and net neutrality regulations and the harmonization of mobile and fixed-line termination rates as a result of the European Electronic Communications Code (EECC), which apply equally to all EU Member States.

5) Machine-to-machine (M2M) SIM cards are used for communication between devices, enabling IoT (Internet of Things) applications such as asset tracking services.  
 6) [https://www.oecd-ilibrary.org/sites/bb167041-en/1/3/3/index.html?itemId=/content/publication/bb167041-en&\\_csp\\_=509e10cb8ea8559b-6f9cc53015e8814d&itemIGO=oecd&itemContentType=book#section-38](https://www.oecd-ilibrary.org/sites/bb167041-en/1/3/3/index.html?itemId=/content/publication/bb167041-en&_csp_=509e10cb8ea8559b-6f9cc53015e8814d&itemIGO=oecd&itemContentType=book#section-38)  
 7) [https://www.nsi.bg/sites/default/files/files/pressreleases/ICT\\_hh2020\\_en\\_PSRP7D5.pdf](https://www.nsi.bg/sites/default/files/files/pressreleases/ICT_hh2020_en_PSRP7D5.pdf)  
 8) [https://www.hakom.hr/UserDocImages/2020/e\\_trziste/Croatian%20Quarterly%20electronic%20communications%20data,Q22020.eng.pdf](https://www.hakom.hr/UserDocImages/2020/e_trziste/Croatian%20Quarterly%20electronic%20communications%20data,Q22020.eng.pdf)  
 9) <https://www.belstat.gov.by/upload/iblock/7d0/7d0ed3586722991264205df8d056cf60.pdf>, pages 395 and 399; Note: Figures for Belarus are available for 2019 only.  
 10) <https://pxweb.stat.si/SiStatData/pxweb/en/Data/Data/2963309S.px/>; A1 Telekom Austria Group calculations  
 11) <https://data.stat.gov.rs/Home/Result/270105?languageCode=en-US>  
 12) [http://www.stat.gov.mk/pdf/2020/8.1.20.31\\_mk.pdf](http://www.stat.gov.mk/pdf/2020/8.1.20.31_mk.pdf); <http://www.stat.gov.mk/pdf/2019/8.1.19.32.pdf>

## Fixed-line

In line with the statutory requirements of the market analysis cycle, the Austrian regulator began the sixth round of the market analysis procedure in March 2020. It first focused on the two wholesale markets for local and central access, and on the existing market for certain standalone business customer tariffs at retail level. Extensive market surveys were conducted in spring and summer 2020 for this purpose. The regulatory authority is currently preparing the economic report (market analysis report), which is expected towards the end of Q1 2021.

The process regarding fixed-line termination<sup>13)</sup> rates has been suspended to date, as the regulations set out in the new European legal framework (EECC) involve the definition of a low fixed-line termination rate to apply uniformly throughout Europe from the start of 2021. An absolute cap for this new termination rate was defined by the European Commission on December 21, 2020 in a separate legal act, a so-called "Delegated Regulation". This is associated with a significant reduction in fixed-network termination charges for all operators in Europe to a uniform EUR 0.07 cents / min as of January 1, 2022, although this value is to be achieved in a short transition phase in 2021 with an interim reduction in the current fixed-network termination charges. The amount of the charges for 2021 is specified in the regulation individually for each member state. This regulation will have a sustained negative impact on the respective revenues, but the impact on earnings should be limited.

## Mobile communications markets

The mobile communications markets of the A1 Telekom Austria Group are subject to various regulatory systems. As EU Member States, Austria, Bulgaria, Croatia and Slovenia are subject to the regulations of the EU and the European Economic Area (EEA). These essentially relate to roaming charges and termination rates between individual market players. The regulatory environment in Belarus, Serbia and North Macedonia are at different stages of development. There are general signs of gradual harmonization with EU statutory provisions in these countries as well. For example, roaming charges were reduced effective 1 July 2019 following the introduction of a regional retail roaming agreement for the Western Balkans, and are expected to be eliminated altogether by 1 July 2021. Within the A1 Telekom Austria Group, this affects Serbia and North Macedonia.

The European Union regulation on net neutrality and roaming has been in force since 2016. This requires Internet access service providers to treat all data traffic equally. In addition to Internet access services, specialized services can also be offered subject to certain limitations. It should be noted regarding the Austrian market that A1 Telekom Austria AG had appealed to the Austrian Federal Administrative Court regarding two decisions by the regulator on the subject of net neutrality. The appeal proceedings for both decisions are still pending.

The content of the roaming regulation has already been fully implemented at all A1 Telekom Austria Group companies that operate in EU Member States and have had a sustained negative impact on roaming revenues. The COVID-19 crisis also led to a dramatic reduction in roaming revenues in 2020.

### Mobile termination rates

	July 2017	January 2018	March 2019	January 2020	April 2020	August 2020
Austria (EUR)	0.008049	0.008049	0.008049	0.008049	0.008049	0.008049
Bulgaria (BGN)	0.014	0.014	0.014	0.014	0.014	0.014
Croatia (HRK) <sup>1)</sup>	0.047	0.047	0.047	0.045	0.045	0.045
Belarus (BYN) <sup>2)</sup>	MTS: 0.025/0.0125 BeST: 0.018/0.009	MTS: 0.025/0.0125 BeST: 0.018/0.009	MTS: 0.025/0.0125 BeST: 0.018/0.009	MTS: 0.025/0.0125 BeST: 0.018/0.009	MTS: 0.025/0.0125 BeST: 0.018/0.009	MTS: 0.025/0.0125 BeST: 0.018/0.009
Slovenia (EUR)	0.0114	0.0114	0.0114	0.0114	0.0114	0.00882
Serbia (RSD)	2.07	1.43	1.43	1.43	1.43	1.43
North Macedonia (MKD)	0.63	0.63	0.63	0.63	0.63	0.63

1) National MTRs stated. International MTRs differ

2) Figures for Belarus: prime time / downtime. MTS: Mobile TeleSystems; BeST: Belarus Telecommunications Network

13) The term termination rate refers to the amount that a telecommunications provider must pay during network interconnection for the termination (call delivery, call completion) of a telephone call to a third-party network or for the receipt of such a call from a third-party network.

As for fixed-line regulation, the market analysis process for mobile termination rates has been suspended to date as the regulations set out in the new European legal framework (EECC) involve setting a low mobile termination rate to apply uniformly throughout Europe from the start of 2021. The European Commission set an absolute upper limit for this new termination charge in a separate legal act, a so-called “Delegated Regulation”, on December 21, 2020. This is associated with a significant reduction in fixed-network termination charges for all operators in Europe to a uniform EUR 0.2 cents / min as of January 1, 2024. This value will be achieved by means of a glide path, which was also defined in the EU Regulation and provides for annual reduction steps. This regulation will have a sustained negative impact on the respective revenues from mobile termination, but the impact on earnings should be limited.

The EECC was issued in its final form in December 2018 and should be transposed into national law by the individual Member States by the end of 2020. Due to the COVID-19 crisis, the implementation of the regulatory framework in Austria and many other EU member states is expected to be delayed by 4-5 four to five months until Q2 2021. In Austria, the draft of the new Telecommunications Act (TKG) was published before Christmas 2020, and the public consultation on it will run until February 10, 2021. We do not expect the new Telecommunications Act to enter into force before the end of Q2 2021. This gives rise to both legal-regulatory and financial risks for the future.

## Information on financial reporting

A1 Telekom Austria Group reports on seven business segments: Austria, Bulgaria, Croatia, Belarus, Slovenia, Serbia and North Macedonia. “Corporate & other, elimination” comprises mainly holding companies, the Group financing company and A1 Digital, whose business activities are focused on the core markets of the A1 Telekom Austria Group in addition to Germany and Switzerland.

Alternative performance measures (APM) are used to describe operating performance. EBITDA is reported to transparently show the operating performance of the individual business areas. EBITDA is defined as the net result excluding financial result, income tax, depreciation and amortization and, if applicable, impairment losses and reversals of write-downs.

The use of automated calculation systems may give rise to rounding differences.

## Impact of the COVID-19 pandemic

In the middle of March 2020, COVID-19 numbers began to rise in the countries in which A1 operates, with the result that all governments, with the exception of Belarus, undertook initial steps to impose restrictions on public life. All national borders were closed and quarantine zones were set up within countries. The lockdown measures, some of which were severe and entailed restricted mobility, shop closures and tough travel restrictions, weighed on various aspects of business activities of the Group. For example, roaming volumes, device sales and currency developments were all adversely affected during

### EU roaming glide path

	July 2014	30 April 2016	as of 15 June 2017				
<b>Retail (in EUR)</b>							
Data (per MB)	0.20	domestic tariff + 0.05 <sup>1)</sup>	domestic tariff				
Voice-calls made (per minute)	0.19	domestic tariff + 0.05 <sup>1)</sup>	domestic tariff				
Voice-calls received (per minute)	0.05	weighted average MTR <sup>1)</sup>	0				
SMS (per SMS)	0.06	domestic tariff + 0.02 <sup>1)</sup>	domestic tariff				
<b>Wholesale (in EUR)</b>	July 2014	30 April 2016	June 15 2017	January 1 2018	January 1 2019	January 1 2020	January 1 2021
Data (per MB)	0.05	0.05	0.0077	0.006	0.0045	0.0035	0.003
Voice (per minute)	0.05	0.05	0.032	0.032	0.032	0.032	0.032
SMS (per SMS)	0.02	0.02	0.01	0.01	0.01	0.01	0.01

1) The total of the domestic retail price and any surcharge applied to regulated roaming calls made, regulated roaming SMS messages sent, or regulated data roaming services must not exceed EUR 0.19 per minute, EUR 0.06 per SMS message, and EUR 0.20 per megabyte used. Any surcharge applied for calls received must not exceed the weighted average of mobile termination rates across the Union.

lockdown. Device sales recovered to a large extent as the year progressed, and the negative effects on roaming revenue and currency developments were countered by measures taken by management in the form of operational efficiency.

Home office and on-site prevention measures were established early on to protect employee health and ensure business continuity. A large share of staff has also been working from home since this time. A1's networks handled the rise in data and voice volumes without any significant shortfalls. While all shops in Croatia and Slovenia were closed in March and April, most telecoms shops remained open in Austria, Bulgaria, Belarus, Serbia and North Macedonia. Call centers remained operational, providing support for all customer inquiries.

Virtual, time- and location-independent forms of business, collaboration and social interaction experienced an enormous boost in importance in the wake of the pandemic. During

this time, the A1 Telekom Austria Group provided support for its business customers especially in the phase of the first lockdown in spring by setting up VPN connections quickly and straightforwardly, and by providing devices and higher bandwidths. For residential customers, among other things, free data volumes or TV channels were provided. In addition, A1 in Austria provided anonymized movement data to support measures to contain the COVID-19 pandemic.

While the pandemic situation eased in the summer months, a growing number of new COVID-19 infections in autumn prompted almost all governments in the A1 footprint to re-impose certain measures. In order to protect public health systems, most governments announced national lockdowns in October and November 2020, temporarily closing or restricting opening hours for hosting and hospitality facilities, cancelling public events and limiting travels. A majority of these restrictions remain in effect also at the beginning of 2021.

## Revenue and earnings development

Key performance indicators in EUR million	2020	2019	Change in %
Total revenues	4,549.4	4,565.2	-0.3
Service revenues	3,804.5	3,805.5	0.0
thereof mobile service revenues	2,071.1	2,075.3	-0.2
thereof fixed-line service revenues	1,733.5	1,730.2	0.2
Equipment revenues	659.4	663.9	-0.7
Other operating income	85.5	95.8	-10.8
EBITDA	1,576.8	1,560.6	1.0
% of total revenues	34.7	34.2	-
EBITDA before restructuring <sup>1)</sup>	1,661.3	1,644.7	1.0
% of total revenues	36.5	36.0	-
EBIT	638.9	614.8	3.9
% of total revenues	14.0	13.5	-
Net result	388.8	327.4	18.7
% of total revenues	8.5	7.2	-

Wireless indicators	2020	2019	Change in %
Wireless subscribers (thousands)	21,864.2	21,288.1	2.7
thereof postpaid	17,822.4	16,954.6	5.1
thereof prepaid	4,041.9	4,333.6	-6.7
MoU (per Ø subscriber)	424.4	361.9	17.3
ARPU (in EUR)	8.1	8.2	-1.3
Mobile churn (%)	1.4	1.7	-

Wireline indicators	2020	2019	Change in %
RGUs (thousands)	6,050.3	6,147.7	-1.6

1) Please find further details on restructuring in the Note (23) of the consolidated financial statements.

## Revenue and earnings development

In the financial year 2020, A1 Telekom Austria Group showed resilience in large part of its operations despite the challenges caused by the COVID-19 pandemic. Reduced mobility and strict travel restrictions imposed by almost all governments in the company's footprint have adversely affected roaming traffic volumes and equipment sales. Results additionally were negatively impacted by a heavy depreciation of the Belarusian Ruble. While these external effects weighed on the results, the Management took countermeasures such as an intensified focus on operational efficiency as well as a substantial cut in CAPEX.

In September 2020, A1 Telekom Austria AG, the Austrian subsidiary of the A1 Telekom Austria Group, participated in the multiband auction for the 700, 1500 and 2100 MHz frequency bands, purchasing spectrum for a total of EUR 65.6 mn (excl. charges). At the auction, A1 bought 30 MHz in the new 1500 MHz band and even increased its share in the 2100 MHz band from 20 MHz to 25 MHz. Supplemented by the existing leading position in the 800 MHz band, the frequency allocation provides an excellent basis for future 5G applications and capacity expansions. In addition, a commitment was made to supply 349 highly rural communities. A1 thus makes an important, additional contribution to further strengthening rural areas.

With the publication of its Q3 2020 quarterly report, A1 Telekom Austria Group announced that it is currently working on developing alternatives to reap more benefits from its tower assets through a targeted management focus on internal efficiencies and higher tenancy ratios.

The following factors should be considered in the analysis of A1 Telekom Austria Group's operating results:

- ▶ Negative roaming impact on Group EBITDA of around 4 % in the full year 2020 due to the decline in roaming traffic following reduced mobility and travel restrictions.
- ▶ Negative FX effects amounted to EUR 83.4 mn in total revenues, EUR 60.5 mn in service revenues and to EUR 35.2 mn in EBITDA in the full year 2020. They came with a vast majority from Belarus and to a small extent from Croatia.
- ▶ Total one-off effects of positive EUR 6.9 mn in revenues and positive EUR 8.6 mn in EBITDA in the full year 2020 after positive EUR 8.2 mn in revenues and positive EUR 13.3 mn in EBITDA in the comparison period 2019, with the following main effects:
  - ▶ In Austria, a positive one-off effect of EUR 8.2 mn in revenues and EBITDA in the comparison period, stemming from a real estate sale in other operating income.
  - ▶ The Croatian segment recorded positive one-off effects of EUR 4.2 mn (2019: none) in total revenues and EUR 8.4 mn in EBITDA (2019: EUR 6.5 mn).
- ▶ Restructuring charges in Austria amounted to EUR 84.5 mn in 2020 compared to EUR 84.1 mn in 2019.

## Key Figures of A1 Telekom Austria Group

In mobile communications, the number of subscribers of A1 Telekom Austria Group increased by 2.7 % to 21.9 million in the year under review, driven mainly by the higher number of M2M customers. The number of contract customers rose in almost all markets following a strong demand for mobile WiFi routers and an ongoing shift from prepaid to contract offers.

The number of revenue-generating units (RGUs) in the Group's fixed-line business declined by 1.6 % year-on-year. The decline in RGUs in Austria and to a lesser extent in Croatia, driven primarily by low-bandwidth broadband and voice RGUs, was partly offset by increases in Bulgaria and Slovenia due to a higher number of TV and broadband RGUs.

In the financial year 2020, Group total revenues decreased slightly by 0.3 %, driven by lower other operating income and lower equipment revenues, while service revenues remained stable despite heavy hits from COVID-related roaming losses as well as negative FX effects. In the mobile business, service revenues were stable (-0.2 %), as the high demand for mobile WiFi routers together with successful upselling activities in the high-value segment, offset the roaming losses. In the fixed-line business, speed upgrades, a growing solutions and connectivity business in the CEE segments as well as exclusive TV content greatly contributed to a stable performance (+0.2 %). While other operating income was lower in the reporting period mainly due to positive one-off effect in the comparison period stemming from the sale of real estate in Austria equipment revenues declined following lower quantities sold. Adjusted for the one-off and FX effects described above, total revenues rose by 1.5 % year-on-year.

The Group's total costs and expenses decreased by 1.1 %, as substantially lower selling and marketing expenses as well as lower workforce costs, offset the increase in bad debt, network maintenance and content costs. Selling and marketing expenses declined due to fewer promotional campaigns in the reporting period caused by the COVID-19 outbreak. While workforce costs declined due to less FTEs, bad debt expenses increased following higher expected lifetime credit loss of accounts receivables. Network maintenance costs increased following network infrastructure activities in Austria while content costs increased, as higher costs in Bulgaria and Slovenia outweighed the decline in the Austrian segment. OPEX decline was additionally supported by reduced travel and training expenses.



## Key Figures of A1 Telekom Austria Group

in EUR million

	2020	2019	Change in %
Revenues			
Austria	2,622.1	2,648.1	-1.0
Bulgaria	513.8	486.2	5.7
Croatia	428.1	432.8	-1.1
Belarus	402.6	426.1	-5.5
Slovenia	205.0	209.4	-2.1
Serbia	286.2	283.8	0.8
North Macedonia	121.9	122.8	-0.7
Corporate & other, eliminations	-30.3	-44.1	31.3
<b>Total revenues</b>	<b>4,549.4</b>	<b>4,565.2</b>	<b>-0.3</b>

	2020	2019	Change in %
EBITDA			
Austria	936.7	921.3	1.7
before Restructuring	1,021.2	1,005.4	1.6
Bulgaria	192.4	179.4	7.3
Croatia	143.4	145.1	-1.2
Belarus	172.8	190.9	-9.5
Slovenia	58.7	59.0	-0.6
Serbia	87.6	83.4	5.0
North Macedonia	42.5	43.2	-1.6
Corporate & other, eliminations	-57.3	-61.8	7.3
<b>Total EBITDA</b>	<b>1,576.8</b>	<b>1,560.6</b>	<b>1.0</b>
before Restructuring	1,661.3	1,644.7	1.0

	2020	2019	Change in %
EBIT			
Austria	413.7	415.8	-0.5
Bulgaria	74.6	66.9	11.6
Croatia	43.1	41.1	4.9
Belarus	109.3	100.7	8.6
Slovenia	14.4	14.7	-1.7
Serbia	32.9	27.7	18.6
North Macedonia	13.6	12.2	11.5
Corporate & other, eliminations	-62.6	-64.2	2.4
<b>Total EBIT</b>	<b>638.9</b>	<b>614.8</b>	<b>3.9</b>

	2020	2019	Change in %
Costs and expenses			
Cost of service	-1,311.9	-1,302.5	-0.7
Cost of equipment	-652.4	-653.8	0.2
Selling, general & administrative expenses	-997.4	-1,029.7	3.1
Other expenses	-10.9	-18.5	41.1
<b>Total costs and expenses</b>	<b>-2,972.6</b>	<b>-3,004.5</b>	<b>1.1</b>
thereof employee costs	-908.2	-913.4	0.6
thereof restructuring charges	-84.5	-84.1	-0.5
Impairment charges	0.0	0.0	n.a.
Depreciation and amortisation	-774.3	-785.4	1.4

	2020	2019	Change in %
Other key figures			
Net result	388.8	327.4	18.7
Net cash flow from operating activities	1,481.1	1,458.0	1.6
Capital expenditures	651.4	879.8	-26.0
Net debt	3,186.8	3,463.1	-8.0

EBITDA before restructuring rose by 1.0% in the year under review, mainly driven by the Austrian and Bulgarian segments while Serbia also posted solid growth. Adjusted for one-offs and FX effects, EBITDA before restructuring rose by 3.5%. The EBITDA margin increased from 34.2% in the previous year to

34.7% in the year under review. Depreciation and amortization (incl. rights of use) amounted to EUR 937.9 mn compared to EUR 945.8 in the comparison period. Operating income therefore rose by 3.9% to EUR 638.9 mn compared to the previous year.

A1 Telekom Austria Group recorded a financial result of EUR -128.1 mn, an improvement of 3.8% compared to the previous year, as the comparison period was negatively impacted by the penalty interest as a result of a tax audit in Bulgaria.

Tax expenses amounted to EUR 122.0 mn in the year under review, compared to EUR 154.2 mn recorded in the previous year. A decrease in income taxes resulted mainly from the above mentioned tax case in Bulgaria in the comparison period. Overall, A1 Telekom Austria Group reported a net result of EUR 388.8 mn in 2020, an increase of 18.7% compared to the previous year.

## Company Key Figures

	2020	2019	Change in %
Earnings per share (in EUR)	0.58	0.49	18.8
Dividend per share (in EUR)	0.25 <sup>1)</sup>	0.23	n. a.
Free cash flow per share (in EUR)	0.76	0.52	46.5
ROE <sup>2)</sup>	14.3%	12.9%	-
ROIC <sup>3)</sup>	10.4%	9.9%	-
Operating ROIC <sup>4)</sup>	10.1%	10.4%	-

- 1) Intended proposal to the 2021 Annual General Meeting. The Management Board and the Supervisory Board will continuously evaluate the further development of the COVID-19 pandemic in terms of its financial and general business impacts. If the business operations of Telekom Austria AG continue to have noticeable positive or unforeseen negative effects until the invitation to the Annual General Meeting, the Management Board and the Supervisory Board do not rule out a subsequent adjustment of the proposal for the appropriation of profits 2020 in any direction.
- 2) Ratio of net result to average equity employed; serves as an indicator to measure the yield on equity.
- 3) Total return on invested capital, calculated by net operating profit after income tax current period (NOPAT) divided by the average capital invested.
- 4) Operational total return on invested capital, calculated operating income divided by the average capital invested.

## Net assets and financial position

As of December 31, 2020, the balance sheet total decreased by 3.2% compared to December 31, 2019, mainly due to the decline in non-current assets, while current assets increased. Current assets rose as higher short-term investments, owing to new fixed-term deposits, together with higher cash and cash equivalents outweighed lower receivables and inventories. Non-current assets declined, driven by lower property, plant and equipment attributable to reduced mobile network and fiber rollout investments, amortization of frequencies and right-of-use assets as well as lower deferred tax assets.

## Net assets and financial position

Balance sheet structure (in EUR million)	Dec 31, 2020	As % of the balance sheet total	Dec 31, 2019	As % of the balance sheet total
<b>Current assets</b>	<b>1,509.7</b>	<b>18.4</b>	<b>1,430.3</b>	<b>16.9</b>
Property, plant and equipment	2,753.1	33.5	2,840.3	33.5
Goodwill	1,284.0	15.6	1,278.8	15.1
Intangible assets	1,678.0	20.4	1,784.2	21.0
Other assets	987.1	12.0	1,152.4	13.6
<b>Total assets</b>	<b>8,212.0</b>	<b>100.0</b>	<b>8,486.0</b>	<b>100.0</b>
<b>Current liabilities</b>	<b>2,048.4</b>	<b>24.9</b>	<b>1,637.8</b>	<b>19.3</b>
Long-term debt	1,793.7	21.8	2,539.6	29.9
Lease liabilities long-term	700.6	8.5	788.2	9.3
Employee benefit obligation	231.5	2.8	220.1	2.6
Non-current provisions	586.0	7.1	582.0	6.9
Other long-term liabilities	58.0	0.7	72.4	0.9
Stockholders' equity	2,793.8	34.0	2,645.9	31.2
<b>Liabilities and stockholders' equity</b>	<b>8,212.0</b>	<b>100.0</b>	<b>8,486.0</b>	<b>100.0</b>

## Net debt

in EUR million	Dec 31, 2020	Dec 31, 2019 comparable basis <sup>1)</sup>	Change in %	Dec 31, 2019 reported
Net debt (excl. leases)	2,331.9	2,612.4	-10.7	2,522.3
Net debt (excl. leases) / EBITDA after leases	1.7 ×	1.9 ×	-	1.8 ×

in EUR million	Dec 31, 2020	Dec 31, 2019 comparable basis <sup>1)</sup>	Change in %	Dec 31, 2019 reported
Long-term debt	1,793.7	2,539.6	-29.4	2,539.6
Lease liabilities long-term	700.6	788.2	-11.1	788.2
Short-term borrowings	749.1	123.0	n. m.	123.0
Lease liabilities short-term	154.4	152.6	1.1	152.6
Cash and cash equivalents	-210.9	-50.2	n. m.	-140.3
<b>Net debt (incl. leasing)</b>	<b>3,186.8</b>	<b>3,553.2</b>	<b>-10.3</b>	<b>3,463.1</b>
<b>Net debt incl. leasing / EBITDA</b>	<b>2.0 ×</b>	<b>2.3</b>	<b>-</b>	<b>2.2 ×</b>

1) Since the financial year 2020, the amount of the provision for social plans granted after Jan. 1, 2019, has been invested in fixed-term deposits which are reported in short-term investments. To enable a comparison with the previous year on a like-for-like basis, cash and cash equivalents have been adjusted for the corresponding provision amount as of Dec. 31, 2019.

## Cash flow

in EUR million	2020	2019	Change in %
Net cash flow from operating activities	1,481.1	1,458.0	1.6
Net cash flow from investing activities	-874.9	-861.3	-1.6
Net cash flow from financing activities	-527.6	-520.3	-1.4
Adjustment to cash flows due to exchange rate fluctuations, net	-8.0	0.2	n. m.
<b>Net change in cash and cash equivalents</b>	<b>70.6</b>	<b>76.7</b>	<b>-7.9</b>

Current liabilities increased, driven by higher short-term debt as the bond of EUR 750 mn that matures in December 2021 was reclassified from long-term to short-term debt, and was mitigated by lower accounts payable and the redemption of multi-currency notes. Non-current liabilities decreased due to the above mentioned reclassification of long-term debt. The increase in shareholders' equity was driven by higher retained earnings due to net income generation in 2020. The equity ratio as of December 31, 2020 amounted to 34.0% compared to 31.2% as of December 31, 2019.

## Net debt

Net debt (excl. leases) declined by 10.7%, driven by the redemption of multi-currency-notes as well as higher cash and cash equivalents. Net debt (excl. leases) / EBITDA after leases decreased from 1.9 × as of December 31, 2019 to 1.7 × as of December 31, 2020.

## Cash flow

Cash flow from operating activities increased in the financial year 2020, due to improved operational performance, while working capital needs increased slightly as reduced accounts payable was partly offset by lower accounts receivables and lower inventories.

Cash flow from investing activities increased by EUR 13.6 mn, as lower capital expenditures and proceeds from the sale of associated companies were outweighed by EUR 164.8 mn investments in fixed-term deposits in the reporting year. Capital expenditures paid of EUR 742.5 mn in the full year 2020 showed a strong decline compared to the full year 2019 (EUR 873.9 mn) due to reduced spending in the reporting period following the CAPEX cuts.

Cash flow from financing activities increased slightly as lower interest paid was outweighed by higher dividend payments.

Free cash flow increased strongly from EUR 343.7 mn in 2019 to EUR 503.7 mn in 2020, driven by lower capital expenditures paid as well as an improved operational performance.

## Capital expenditures

In the year 2020, capital expenditures declined by 26.0% year-on-year, from EUR 879.8 mn to EUR 651.4 mn, due to cuts and postponements of some investments in Austria and CEE markets. Excluding the frequency spectrum of EUR 65.8 mn in the reporting period and EUR 82.1 mn in the comparison period, capital expenditures declined from EUR 797.7 mn to EUR 585.6 mn.

Tangible capital expenditures decreased by 21.0% to EUR 478.8 mn, driven by lower investments in network infrastructure, ICT customer related projects as well as optimization of the internal project portfolio throughout the Group. Intangible capital expenditures declined by 37.0% to EUR 172.6 mn, as the comparison period was impacted by EUR 51.9 mn higher investments in Belarus, following the agreement with the local monopoly provider of LTE services, beCloud, on the usage of exclusive network capacity. Additionally, it declined due to lower investments in the frequency spectrum compared to the previous year – total of EUR 65.8 mn in 2020 for the acquisition of frequency spectrum in Austria compared to total of EUR 82.1 mn in 2019 for the acquisitions in Austria (EUR 64.3 mn), Croatia (EUR 7.2 mn) and Belarus (EUR 9.5 mn).

## Segment analysis

### Segment Austria

In 2020, development in the Austrian segment was shaped by the new environment caused by the COVID-19 outbreak. Customers travelled abroad less, which weighed heavily on the roaming traffic and consequently revenues. Increased work from home and distance learning urged for good quality networks at households and business premises, which together pushed demand for mobile WiFi routers and broadband speed upgrades.

At the beginning of the year, competition in the Internet@home business, which includes mobile WiFi routers, hybrid and pure fixed-line broadband solutions, centered on the pricing for high-bandwidth products. It has somewhat intensified in the second part of the year, and competitors launched new propositions for their Internet products followed shortly by discounts for all relevant speed profiles and free devices. A1 launched a broadband promotional campaign in April 2020, offering attractive benefits to new and existing customers, such as no installation fees and free tablet or premium WiFi mesh set. The promotions aimed to improve orders of new fixed-line broadband lines and resulted in higher numbers of gross additions compared to the previous year. Churn was related mostly to

low-bandwidth products. In March 2020 A1 launched its new TV platform A1 Xplore TV with multiscreen experiences and many integrated apps. The prices for existing customers on the old TV platform will increase by EUR 3, effective March, 2021.

In the mobile premium segment, all mobile network operators offered their 5G tariff portfolios with propositions initially focusing on unlimited data volumes and higher speeds. In January 2020, A1 launched its "5Giga" premium tariff portfolio for mobile and Internet@Home services. 5GigaMobil tariffs offer a priority network proposition, unlimited data volumes, as well as the latest 5G devices. While the initial uptake for these 5Giga tariffs showed a strong demand in the first quarter, the trend has weakened with the new environment caused by the COVID-19 outbreak. However, with the launch of new 5G smart phones in autumn, the trend has recovered and the uptake of these tariffs has increased again.

The competition in the low value and youth segments remained strong throughout the year with aggressive offers including hardware promotions. A1 continued to counter it via special youth promotions and attractive offers with its no-frills brands. As the SIM card registration of existing customers annualized as of September 1, 2020, prepaid net addition levels have stabilized since then.

The Internet@home business continued to grow in 2020, with particularly strong demand for mobile WiFi routers. Increased work from home, distance learning and other social changes brought about by the COVID-19 outbreak contributed to the rising demand for higher bandwidth products and upselling of these services in the residential segment as well as in business segments.

The strong demand for mobile Wi-Fi routers drove the increase in the total number of mobile contract subscribers in 2020, while the high-value customer base also rose. The decline in the prepaid segment was caused by the above-mentioned SIM card registration. The total number of fixed-lined revenue generating units (RGUs) declined in the year under review as losses in low-bandwidth broadband and voice subscribers could not be outweighed by the rising demand for higher bandwidth products.

Results were also supported by price adjustments. The activation fee and the annual service fee were increased for mobile customers and tariff switches in February 2020. As of April 1, 2020, an indexation of approx. 1.5% has been in effect for existing customers in parts of the mobile high-value and the fixed-line business. In September 2020, prices for existing residential fixed-line voice customers were raised by EUR 2 and for selected SIM-only customers by EUR 1 to 3, depending on the relevant tariff.

The Austrian government had imposed the first COVID-19 restrictions in March 2020, announcing general public mobility restrictions as well as the closure of bars, restaurants and non-essential shops. Telecommunication shops were allowed to stay open. The tourist skiing season ended earlier than anticipated and imposed travel bans weighed heavily on roaming revenues. Mobile and fixed-line voice traffic increased sharply following the lockdown measures, while high demand for mobile WiFi routers and broadband speed upgrades remained on the market throughout the year. The pandemic situation improved during the summer months, but another country-wide lockdown was announced by the government on November 3, 2020, with some easing around Christmas. After Christmas, the measures have been prolonged into the new year 2021. Tourism and leisure travel was not allowed and only urgent business travel was permitted. Hotels were closed. Essential shops were allowed to open which included shops of telecom operators.

Total revenues declined by 1.0% year-on-year, driven by lower equipment revenues and lower other operating income. While equipment revenues declined due to a considerably lower number of sold devices, other operating income came in lower due to a positive one-off effect of EUR 8.2 mn in the comparison period stemming from the sale of real estate. Service revenues remained stable (-0.1%).

Fixed-line service revenues decreased by 1.2% due to lower interconnection revenues as well as lower solutions and connectivity revenues. Interconnection revenues were negatively impacted by declining volumes and a less favorable destination mix in international calls, while the latter declined due to large customer projects in the previous year and COVID-19 related postponements. Retail fixed-line service revenues remained stable, as the higher voice traffic and speed upgrades following the COVID-19 outbreak made up for the losses attributable to customers' voucher redemption and lower installation fees collected, all in connection with the broadband promotional campaigns. Retail fixed-line service revenues were also positively affected by the fixed-voice price increases. ARPL (average revenue per line) rose by 4.2% due to increased share of higher bandwidth products as well as above mentioned price increases.

In the mobile business, service revenues grew by 1.5% year-on-year, as the strong demand for mobile WiFi routers and upselling activities in the high-value segment were successfully translated into higher revenues and outweighed the roaming losses caused by travel restrictions amidst the COVID-19 outbreak. The increase in ARPU (average revenue per user) is attributable mainly to the above-mentioned strong demand for mobile WiFi routers as well as the increased share of contract customers following the SIM card registration.

### Key performance indicators Austria

Key financials in EUR million	2020	2019	Change in %
Total revenues	2,622.1	2,648.1	-1.0
Service revenues	2,317.3	2,320.3	-0.1
thereof mobile service revenues	940.0	926.1	1.5
thereof fixed-line service revenues	1,377.3	1,394.2	-1.2
Equipment revenues	256.2	268.6	-4.6
Other operating income	48.7	59.2	-17.8
EBITDA	936.7	921.3	1.7
% of total revenues	35.7	34.8	-
EBITDA before restructuring	1,021.2	1,005.4	1.6
% of total revenues	38.9	38.0	-
EBIT	413.7	415.8	-0.5
% of total revenues	15.8	15.7	-
<b>Wireless indicators</b>	<b>2020</b>	<b>2019</b>	<b>Change in %</b>
Wireless subscribers (thousands)	5,061.2	5,114.9	-1.0
thereof postpaid	3,963.1	3,895.5	1.7
thereof prepaid	1,098.1	1,219.3	-9.9
MoU (per Ø subscriber)	361.8	281.6	28.5
ARPU (in EUR)	15.6	14.7	5.7
Mobile churn (%)	1.2	1.6	-
<b>Wireline indicators</b>	<b>2020</b>	<b>2019</b>	<b>Change in %</b>
RGUs (thousands)	3,117.3	3,247.0	-4.0

Costs and expenses in the Austrian segment declined by 2.4 % year-on-year, mainly driven by lower cost of equipment following the reduced number of sold devices, lower cost of services as well as savings in workforce and advertising expenses. Lower cost of services was driven by reduced interconnection expenses following declining volumes in international calls, while costs for ICT customer projects declined. This was outweighed by the increase in network maintenance and engineering costs. Workforce costs were also lower as restructuring measures more than compensated for regular salary increases. OPEX savings were additionally supported by reduced travel and training expenses while advertising expenses declined due to fewer promotions and campaigns in the reporting period.

The equipment margin improved compared to the comparison period, driven by better ICT equipment margin. Total subsidies declined, both in retention and in acquisition activities due to lower volumes as well as lower subsidy per device.

EBITDA excluding restructuring charges and one-off effects increased by 2.4 % (reported: 1.7 %) as the cost reduction and savings initiatives outweighed the roaming losses and lower other operating income. Depreciation and amortization expenses increased by 3.5 % in the year under review, driven by higher D&A for the network infrastructure and frequency spectrum. As a result, operating income remained stable (-0.5 %).

## International operations

In 2020, total revenues in international operations remained stable as roaming losses in all markets and negative FX effects, stemming mainly from Belarus, were compensated by the ongoing positive operational development in the fixed-line business. EBITDA in international operations declined by 0.5 % as the growth in Bulgaria and Serbia compensated for the decline in other CEE markets. Negative FX effects amounted to EUR 83.4 mn in total revenues and EUR 35.2 mn in EBITDA. They came with a vast majority from Belarus and to a small extent from Croatia. Excluding one-off and FX effects, international operations grew by 3.8 % and 4.0 % in total revenues and EBITDA, respectively.

## Segment Bulgaria

The Bulgarian segment continued its growth path in 2020, despite some headwinds on the roaming side caused by COVID-19 outbreak and showed a strong development in both the fixed-line and the mobile business. The robust growth in the fixed-line business was driven by high demand for customized corporate solutions, successful upselling activities in the broadband segment as well as more customers acquired due to enriched TV content. The solutions and connectivity business has been a driving force in this segment, and recently introduced security products have started to gain traction in the second half of the year. The total number of revenue-generating units (RGU) increased due to more broadband and TV customers, the latter owing to the strong demand for exclusive TV content featuring sport channels. That also led to a higher ARPL.

In the mobile business, market environment remained stable at the beginning of the year and A1 Bulgaria was successful with its upselling of existing customers supported by higher subsidies. Entering the second half of the year, market dynamics deteriorated slightly amidst the COVID-19 outbreak as imposed travel restrictions weighed negatively on roaming revenues. That caused growth to slow down a bit in that period, before it picked up again in the last quarter of the year. The total number of mobile contract subscribers decreased due to overall market trend of fewer activations. ARPU increased mainly due to above mentioned upselling activities in both residential and business segments.

In Bulgaria, the first COVID-19-related restrictions had gone into place with measures on restricting public life and closing of schools and universities from March 13, 2020, when state of emergency was declared. While public spaces were ordered to close, most telecommunication shops remained open. General mobility restrictions were initially lifted at the beginning of May 2020, but the government reintroduced a lockdown again in November 2020 in order to reduce the COVID-19's impact on the public health system while the state of emergency remains extended until March 2021.

Total revenues increased by 5.7 % year-on-year, driven by service revenue growth both in the fixed-line and mobile business while equipment revenues also rose. Fixed-line service revenues grew on the back of higher solutions and connectivity revenues, strong demand for enriched TV content as well as upselling activities in the broadband segment. Mobile service revenues also increased, as the upselling activities of existing postpaid customers more than outweighed the roaming losses. Equipment revenues were higher due to higher sales of smart handsets.

## Key performance indicators International operations

Key financials in EUR million	2020	2019	Change in %
Total revenues	1,955.8	1,957.5	-0.1
Service revenues	1,514.7	1,525.4	-0.7
thereof mobile service revenues	1,138.0	1,161.8	-2.0
thereof fixed-line service revenues	376.6	363.7	3.6
Equipment revenues	402.2	395.2	1.8
Other operating income	38.9	36.9	5.5
EBITDA	697.4	701.1	-0.5
% of total revenues	35.7	35.8	-
EBIT	288.7	264.0	9.4
% of total revenues	14.8	13.5	-

Wireless indicators	2020	2019	Change in %
Wireless subscribers (thousands)	14,737.4	14,661.1	0.5
thereof postpaid	11,793.7	11,546.9	2.1
thereof prepaid	2,943.8	3,114.3	-5.5

Wireline indicators	2020	2019	Change in %
RGUs (thousands)	2,933.1	2,900.7	1.1

Costs and expenses increased, mainly driven by higher cost of equipment and the demand-driven increase in content costs. While the cost of equipment came in higher due to increased sales of more expensive smart devices, content costs rose due to the growth in TV subscriber base and higher license and software costs following increased demand for ICT solutions. Savings were achieved in sales and advertising expenses following fewer campaigns and promotions.

EBITDA growth of 7.3% year-on-year was driven by the strong increase in service revenues which more than outweighed higher costs and expenses. Depreciation and amortization expenses increased slightly in the reporting period, leading to 11.6% growth in operating income.

## Segment Croatia

Since the beginning of the year, market participants in Croatia have focused on convergence through attractive hardware offers, reducing the pressure from pricing and discounts. Exclusive sports content remained an important feature within TV propositions with the A1-offering UEFA Champions League football games. In the mobile market, demand for mobile WiFi routers and high-value tariffs remained high throughout the year. With the COVID-19 outbreak, all telecom operators started to offer additional benefits to their customers. In August

2020, A1 launched a new portfolio for mobile and fixed-line customers with increased internet speeds, a new TV proposition as well as new mobile tariffs with unlimited voice, SMS and data. On the regulatory side, the acquisition of Tele2 by United Media was approved in January 2020.

Following the pandemic outbreak, the government announced a first lockdown back in March 2020 and imposed measures such as restrictions on personal movements, border and shop closures as well as various payment relief programs to support businesses. Borders with most of EU countries started to reopen in June, however due to the rising number of new infections around mid-August, foreign governments issued travel warnings that led to an earlier than expected end of the tourism season. At the end of November a new set of lockdown measures including the closing of all hospitality services, a ban on cultural events as well as limitations on private gatherings came into force. On November 30, 2020, the Republic of Croatia issued a decision on restricting the crossing of persons across all borders.

Being heavily dependent on tourism, the Croatian economy was one of the hardest hit by the COVID-19 pandemic. The Croatian kuna depreciated by 1.6% (period average) against the euro in 2020, which led to a negative FX impact of EUR 6.6 mn on total revenues and EUR 2.2 mn on EBITDA.

Total revenues declined by 1.1 % year-on-year, mainly driven by lower service revenues, while other operating income was positively impacted by a one-off effect of EUR 4.2 mn, stemming from income in relation to an agreement on network infrastructure rental. Service revenues declined as the heavy roaming losses in the mobile segment could be only partially mitigated by the strong demand for mobile WiFi routers. Fixed-line service revenues were lower due to the decreasing number of RGUs following fewer bitstream access lines and customers transfers to mobile WiFi routers. Equipment revenues increased slightly due to higher number of sold devices, while total subsidies declined.

Total costs and expenses fell by 1.0 % year-on-year, as substantially reduced selling and marketing expenses compensated for higher administrative expenses. While selling and marketing expenses were lower due to fewer promotional activities compared to the previous year, administrative expenses were higher due to the increased bad debt provision following payment relief programs announced by the government.

As reduced costs and expenses as well as the above mentioned positive one-off effect in other operating income only partially offset decline in service revenues, EBITDA decreased by 1.2 % year-on-year. Excluding the above mentioned one-off and negative FX effects, EBITDA decreased by 1.0%. Depreciation and amortization expenses declined in the reporting period, and as a result operating income increased by 4.9%.

## Segment Belarus

In 2020, Belarus experienced a period of economic decline, intensified by the COVID-19 outbreak and political instability in the second half of the year. Decreasing confidence into the political and economic situation in Belarus gave rise to deposit withdrawals from the banking system and conversion into hard currency, which led to depreciation pressure on the Belarusian ruble. The Belarusian ruble depreciated by 16.1 % against the euro in the year under review (period average). The national bank continued to pursue a strict monetary policy in order to keep inflation low, which came in at 7.4 % in December 2020 (4.7 % in December 2019). In September 2020, S&P Global Ratings revised the country outlook to negative and affirmed a "B" (Foreign Currency LT) credit rating.

Contrary to other A1 markets, no official lockdown measures were imposed by the government following the immediate COVID-19 outbreak but people were asked to minimize social contacts. In November 2020, a mandatory mask usage in public places was enacted. Starting in August 2020 and lasting until the year end, all operators were ordered to reduce capacity of their mobile network in Minsk for limited time periods.

Customers from all Internet providers in Belarus were affected by a service shutdown on August, 9-12. A1 Belarus as the first

operator had publicly disclosed disruption of services due to the unavailability of respective service from state owned providers, which are the sole operators to maintain external gateway. Starting in August 2020 and continuing until the end of the year, all operators were ordered to reduce capacity of its mobile network in Minsk for limited time periods. A1 Belarus complied with the requirements of the governmental authorized bodies and transparently communicated all the cases as decisions of the Belarusian Government. However, the company refunded mobile customers for the limited internet services proportional to the respective monthly fees.

Following the pandemic outbreak, market dynamics slowed down and while operators continued to focus on retaining and upselling existing customers, the acquisition of new customers became more difficult. A1 Belarus benefited from offering nationwide LTE coverage following the acquisition of LTE capacities at the end of the previous year. The company continued with a migration, which was voluntary for customers, of some older service plans to current tariffs with higher monthly fees.

In addition, A1 Belarus tried to shift more sales to digital channels amidst the COVID-19 outbreak and launched a promotional initiative with unlimited data and 30 free TV channels as well as films and series to upsell existing mobile and fixed-line customers. The promotion was successful and played an important role in the acquisitions of new customers.

In the second quarter, A1 Belarus launched a convergent service plan including mobile and fixed-line connectivity as well as TV services, which resulted in higher subscriber numbers and provided support for an ARPL uplift. As of June 2020, fixed-line service plan prices for majority of existing customers were increased by 3.0%. In November 2020, an inflation-linked price adjustments of roughly 4% was implemented for mobile customers and 4.0% for about half of the fixed customer base with simultaneous promotion towards convergent service plans.

Total revenues in euro terms declined by 5.5 % year-on-year due to negative FX effects of EUR 77.1 mn, while they rose by 12.6 % year-on-year in local currency owing to both higher equipment and service revenues. Equipment revenues increased, driven by FX-denominated higher prices of sold devices as well as more ICT hardware deals. Mobile service revenues grew despite roaming losses, driven by upselling measures and migration to the new portfolio with higher monthly fees. Fixed-line service revenues rose on the back of ICT business, while upselling of customers to internet and TV bundles also worked well. Additionally, service revenues were positively impacted by the above-mentioned price increases.

Costs and expenses increased in local currency, mainly due to FX-driven higher equipment and higher content costs, increased workforce costs as well as higher electricity and network maintenance costs. While workforce costs increased



following selected wage increases, network maintenance and electricity costs rose due higher number of mobile sites in the year under review.

On a local currency basis, EBITDA increased by 7.8%, as strong service revenue growth together with the positive equipment margin more than outweighed increased costs and expenses. In euro terms, EBITDA declined by 9.5%. Depreciation and amortization expenses were significantly lower due to CAPEX cuts in 2020, while comparison period was affected by brand amortization resulting in 8.6% higher operating income.

## Other segments

In Slovenia, the competitive environment remained intense in 2020, despite some stabilization signs present at the beginning of the year. The market became calmer following the immediate COVID-19 outbreak, but the promotional activity soon returned to its pre-COVID levels around mid-of the year. A1 Slovenije introduced its new Xplore TV plat-form, together with new propositions in the fixed-line business such as higher speeds, satisfaction guarantee as well as a more-for-more plan. COVID-19 lockdown measures were effective in the country during March and April. Following a rising number of new infections, a country-wide lockdown was enacted again in mid-October 2020 and a pandemic state of emergency was declared. Later, on January 17, 2021, the government decided to extend the lockdown and the pandemic state of emergency was prolonged for another 60 days. Total revenues declined by 2.1%, as the solid growth of fixed-line service revenues due to the increased subscriber base and strong demand for cloud solutions only partially mitigated roaming losses and lower equipment revenues. Costs and expenses decreased, due to lower equipment costs, but also due to lower roaming, workforce and advertising expenses. Additionally, cost and expenses were negatively affected by one-off effect of EUR 2.5 mn due to pending proceeding of the national regulation authority. As cost savings were not able to fully offset a decline in total revenues, EBITDA decreased slightly by 0.6% year-on-year. Depreciation and amortization remained stable and as a result operating profit declined by 1.7% year-on-year. Excluding the above mentioned one-off effect, EBITDA increased by 1.5%.

In Serbia, the mobile market showed some maturity signs with declining subsidies at the beginning of the year. However, competition became slightly more intense in the second half of the year. Demand for unlimited voice and SMS tariffs with flat data allowances as well as for mobile WiFi routers increased compared to last year. With its redesigned portfolio concept "more for more", Vip mobile offered higher data allowances for tariffs including hardware which led to stronger differentiation against SIM only tariffs. The government had initially imposed severe COVID-19 related lock-down measures with curfews in March, which were gradually lifted in May and became again

stricter towards the end of the year. In December 2020, the government imposed new travel restrictions, requiring negative PCR test or 10-days mandatory quarantine for all incoming travelers. Total revenues increased year-on-year (+0.8%). Mobile service revenues rose despite roaming losses, driven by increased contract customer base and the demand for higher-value tariffs. A decline in equipment revenues was attributable to reduced equipment sales. Other operating income benefited from positive one-off effects of EUR 2.4 mn in the reporting period, stemming from a settlement related to contractual obligations and revised future costs for asset retirement obligations. Costs and expenses were lower mainly due to reduced selling and marketing expenses as well as lower administrative expenses. In total, EBITDA grew by 5.0% (+1.4% excluding one-off effects), year-on-year and with stable D & A, operating profit increased by 18.6%.

With the introduction of a regional retail roaming agreement for the Western Balkan countries, roaming rates were cut as of July 1, 2019, which negatively impacted revenues in Serbia and North Macedonia to a limited extent. These roaming rates are expected to be abolished entirely by July 1, 2021.

In North Macedonia, all market participants focused on customer retention and upselling in 2020. Promotional activities focused on online sales channels following publicly restricted working hours amidst the COVID-19 outbreak, addressing mainly prepaid customers as well as the business segment. The latter was addressed with attractive data packages, office products and higher subsidies. A1 used the opportunity to launch its digital products like A1 live shop and SMS bill. Since December 18, new lockdown measures have been in effect in the country. The government banned all public gatherings and celebrations, ordered restricted working hours for bars and restaurants and announced nationwide state of emergency until June 2021. Total revenues declined by 0.7% in the reporting period, driven by lower fixed-line service revenues and lower other operating income. Mobile service revenues remained stable (+0.1%) as roaming losses were compensated by solid sales of mobile WiFi routers, which were formerly reported as fixed-line RGUs until Q1 2019 before a new product logic was implemented. Costs and expenses decreased slightly, driven by lower advertising and lower commission expenses, which could not compensate for the lower revenues and led to 1.6% lower EBITDA. As depreciation and amortization expenses decreased, operating profit grew by 11.5% in the year under review.

## Detailed figures

### Information on alternative performance measures

A1 Telekom Austria Group prepared the Consolidated Financial Statements as of December 31, 2020 in compliance with the International Financial Reporting Standards (IFRS / IAS), issued by the International Accounting Standards Board (IASB), the interpretations of the IFRS Interpretations Committee (IFRIC)

and the interpretation of the former Standards Interpretation Committee (SIC), effective as of December 31, 2020 and as endorsed by the European Union, as well as in accordance with the supplemental regulations of Section 245a of the Austrian Commercial Code (UGB).

Additionally, alternative performance measures are used to describe operational performance. Therefore, please also refer to the financial information presented in the Consolidated Financial Statements as well as the following tables.

#### Revenues

in EUR million	2020	2019	Change in %
Austria	2,622.1	2,648.1	-1.0
Bulgaria	513.8	486.2	5.7
Croatia	428.1	432.8	-1.1
Belarus	402.6	426.1	-5.5
Slovenia	205.0	209.4	-2.1
Serbia	286.2	283.8	0.8
North Macedonia	121.9	122.8	-0.7
Corporate & other, eliminations	-30.3	-44.1	31.3
<b>Total revenues</b>	<b>4,549.4</b>	<b>4,565.2</b>	<b>-0.3</b>

#### Service revenues

in EUR million	2020	2019	Change in %
Austria	2,317.3	2,320.3	-0.1
Bulgaria	402.3	378.5	6.3
Croatia	359.0	368.4	-2.5
Belarus	287.9	320.3	-10.1
Slovenia	155.1	157.8	-1.7
Serbia	214.1	204.4	4.7
North Macedonia	98.6	98.9	-0.4
Corporate & other, eliminations	-29.7	-43.1	31.2
<b>Total service revenues</b>	<b>3,804.5</b>	<b>3,805.5</b>	<b>0.0</b>

## Mobile service revenues

in EUR million	2020	2019	Change in %
Austria	940.0	926.1	1.5
Bulgaria	271.0	260.6	4.0
Croatia	233.4	240.2	-2.8
Belarus	242.3	272.5	-11.1
Slovenia	112.8	120.0	-6.0
Serbia	205.7	196.2	4.8
North Macedonia <sup>1)</sup>	75.0	74.9	0.1
Corporate & other, eliminations	-9.1	-15.2	40.4
<b>Total mobile service revenues</b>	<b>2,071.1</b>	<b>2,075.3</b>	<b>-0.2</b>

1) In North Macedonia, service revenues from WiFi routers, which were formerly reported in fixed-line service revenues, are reported in mobile service revenues since Q2 2019.

## Fixed-line service revenues

in EUR million	2020	2019	Change in %
Austria	1,377.3	1,394.2	-1.2
Bulgaria	131.3	117.9	11.4
Croatia	125.6	128.2	-2.0
Belarus	45.6	47.8	-4.7
Slovenia	42.3	37.8	11.9
Serbia	8.4	8.2	2.6
North Macedonia <sup>1)</sup>	23.6	24.0	-1.8
Corporate & other, eliminations	-20.6	-27.9	26.2
<b>Total fixed line service revenues</b>	<b>1,733.5</b>	<b>1,730.2</b>	<b>0.2</b>

1) In North Macedonia, service revenues from WiFi routers, which were formerly reported in fixed-line service revenues, are reported in mobile service revenues since Q2 2019.

## Other operating income

in EUR million	2020	2019	Change in %
Austria	48.7	59.2	-17.8
Bulgaria	4.5	8.3	-46.3
Croatia	10.2	6.1	68.1
Belarus	13.3	14.8	-10.4
Slovenia	3.8	3.4	11.2
Serbia	6.1	3.3	82.3
North Macedonia	0.6	1.5	-62.4
Corporate & other, eliminations	-1.6	-0.8	-87.4
<b>Total other operating income</b>	<b>85.5</b>	<b>95.8</b>	<b>-10.8</b>

**EBITDA**

in EUR million	2020	2019	Change in %
Austria	936.7	921.3	1.7
before Restructuring	1,021.2	1,005.4	1.6
Bulgaria	192.4	179.4	7.3
Croatia	143.4	145.1	-1.2
Belarus	172.8	190.9	-9.5
Slovenia	58.7	59.0	-0.6
Serbia	87.6	83.4	5.0
North Macedonia	42.5	43.2	-1.6
Corporate & other, eliminations	-57.3	-61.8	7.3
<b>Total EBITDA</b>	<b>1,576.8</b>	<b>1,560.6</b>	<b>1.0</b>
before Restructuring	<b>1,661.3</b>	<b>1,644.7</b>	<b>1.0</b>

**EBITDA after leases**

in EUR million	2020	2019	Change in %
Austria	856.1	841.1	1.8
Bulgaria	165.1	152.8	8.1
Croatia	128.4	129.6	-1.0
Belarus	159.8	175.7	-9.1
Slovenia	40.5	41.6	-2.8
Serbia	70.3	67.3	4.4
North Macedonia	36.1	36.7	-1.7
Corporate & other, eliminations	-57.8	-62.1	6.9
<b>Total EBITDA after leases</b>	<b>1,398.4</b>	<b>1,382.8</b>	<b>1.1</b>

**Depreciation and amortization**

in EUR million	2020	2019	Change in %
Austria	523.0	505.5	3.5
Bulgaria	117.8	112.5	4.7
Croatia	100.3	104.0	-3.6
Belarus	63.5	90.3	-29.7
Slovenia	44.3	44.4	-0.2
Serbia	54.7	55.7	-1.8
North Macedonia	29.0	31.0	-6.7
Corporate & other, eliminations	5.3	2.3	126.1
<b>Total D&amp;A</b>	<b>937.9</b>	<b>945.8</b>	<b>-0.8</b>

**EBIT**

in EUR million	2020	2019	Change in %
Austria	413.7	415.8	-0.5
Bulgaria	74.6	66.9	11.6
Croatia	43.1	41.1	4.9
Belarus	109.3	100.7	8.6
Slovenia	14.4	14.7	-1.7
Serbia	32.9	27.7	18.6
North Macedonia	13.6	12.2	11.5
Corporate & other, eliminations	-62.6	-64.2	2.4
<b>Total EBIT</b>	<b>638.9</b>	<b>614.8</b>	<b>3.9</b>

**Capital expenditures**

in EUR million	2020	2019	Change in %
Austria	456.4	526.9	-13.4
Bulgaria	57.2	78.5	-27.2
Croatia	49.6	86.6	-42.7
Belarus	26.8	105.1	-74.5
Slovenia	17.7	24.5	-28.0
Serbia	26.9	35.8	-24.8
North Macedonia	12.7	19.1	-33.4
Corporate & other, eliminations	4.1	3.3	25.4
<b>Total capital expenditures</b>	<b>651.4</b>	<b>879.8</b>	<b>-26.0</b>

**Capital expenditures: tangible**

in EUR million	2020	2019	Change in %
Austria	322.0	380.3	-15.3
Bulgaria	46.5	63.2	-26.4
Croatia	41.0	64.2	-36.1
Belarus	19.1	32.3	-40.8
Slovenia	14.9	19.3	-22.9
Serbia	24.2	28.3	-14.4
North Macedonia	10.3	16.7	-38.4
Corporate & other, eliminations	0.7	1.7	-56.6
<b>Total capital expenditures, tangible</b>	<b>478.8</b>	<b>605.9</b>	<b>-21.0</b>

**Capital expenditures: intangible**

in EUR million	2020	2019	Change in %
Austria	134.4	146.6	-8.3
Bulgaria	10.7	15.4	-30.4
Croatia	8.6	22.5	-61.8
Belarus	7.7	72.8	-89.5
Slovenia	2.8	5.2	-46.8
Serbia	2.7	7.5	-64.2
North Macedonia	2.5	2.4	1.4
Corporate & other, eliminations	3.3	1.5	116.3
<b>Total capital expenditures, intangible</b>	<b>172.6</b>	<b>273.9</b>	<b>-37.0</b>

## Free Cash Flow

Starting with Q3 2020, a new presentation of free cash flow was introduced in order to reflect the operational development in a more transparent way. For new social plans (granted after 1.1.2019), we fund a cash deposit to cover the future obligations. The change

of these deposits are shown as cash outflow in the new calculation of the free cash flow while previously effective payments for all social plans (existing and newly granted ones) were deducted. Free cash flow 2020 and 2019 are shown on a comparable basis.

in EUR million	2020	2019	Change in %
EBITDA	1,576.8	1,560.6	1.0
Restructuring charges and cost of labor obligations	92.4	91.9	0.5
Lease principal and interest paid	-177.7	-170.9	-4.0
Income taxes paid	-65.2	-70.1	7.0
Net interest paid	-81.6	-86.3	5.4
Change working capital and other changes	-92.9	-5.0	n.m.
CAPEX	-651.4	-879.8	26.0
Free Cash Flow (FCF) before social plans	600.4	440.4	36.3
Social plans new funded <sup>1)</sup>	-96.7	-96.7	0.0
<b>Free Cash Flow</b>	<b>503.7</b>	<b>343.7</b>	<b>46.5</b>

Reconciliation table	2020	2019	Change in %
FCF after social plans new	503.7	343.7	46.5
Social plans new funded <sup>1)</sup>	96.7	96.7	0.0
Total social plans paid	98.5	99.8	-1.3
<b>FCF – previously reported</b>	<b>501.9</b>	<b>340.6</b>	<b>47.3</b>

1) Cost for social plans granted after 1.1.2019. Previously payments for old and new social plans were included in FCF. Comparative figures have been adjusted accordingly.

## Mobile subscribers

in thousands	2020	2019	Change in %
Austria	5,061.2	5,114.9	-1.0
thereof postpaid	3,963.1	3,895.5	1.7
Bulgaria	3,752.8	3,824.1	-1.9
thereof postpaid	3,359.9	3,406.4	-1.4
Croatia	1,936.3	1,839.6	5.3
thereof postpaid	1,184.0	1,103.2	7.3
Belarus	4,916.1	4,890.1	0.5
thereof postpaid	4,228.4	4,117.4	2.7
Slovenia	707.1	705.3	0.2
thereof postpaid	640.2	626.3	2.2
Serbia	2,350.4	2,311.0	1.7
thereof postpaid	1,637.1	1,574.3	4.0
North Macedonia <sup>1)</sup>	1,074.7	1,091.1	-1.5
thereof postpaid	744.1	719.3	3.4
<b>Total wireless subscribers<sup>2)</sup></b>	<b>21,864.2</b>	<b>21,288.1</b>	<b>2.7</b>
<b>  thereof postpaid<sup>2)</sup></b>	<b>17,822.4</b>	<b>16,954.6</b>	<b>5.1</b>

1) In North Macedonia, WiFi routers, which were formerly reported in fixed-line RGUs, are reported in mobile postpaid since Q2 2019. The subscriber numbers of the comparison period have been adapted.

2) Includes machine-to-machine (M2M) SIM cards, which are shown in "Corporate & other, eliminations".

**RGUs**

in thousands	2020	2019	Change in %
Austria	3,117.3	3,247.0	-4.0
thereof broadband	1,386.8	1,411.3	-1.7
thereof TV	314.4	323.9	-2.9
Bulgaria	1,081.0	1,064.3	1.6
thereof broadband	478.4	464.3	3.0
thereof TV	540.5	530.5	1.9
Croatia	671.9	685.8	-2.0
thereof broadband	249.4	252.2	-1.1
thereof TV	232.7	235.1	-1.0
Belarus	627.4	616.9	1.7
thereof broadband	242.9	228.0	6.6
thereof TV	381.9	386.3	-1.1
Slovenia	214.8	200.1	7.4
thereof broadband	89.8	82.2	9.2
thereof TV	76.9	69.0	11.5
North Macedonia <sup>1)</sup>	337.9	333.6	1.3
thereof broadband	106.0	104.2	1.8
thereof TV	130.9	132.2	-1.0
<b>Total RGUs</b>	<b>6,050.3</b>	<b>6,147.7</b>	<b>-1.6</b>
<b>thereof broadband</b>	<b>2,553.3</b>	<b>2,542.2</b>	<b>0.4</b>
<b>thereof TV</b>	<b>1,677.3</b>	<b>1,676.9</b>	<b>0.0</b>

1) In North Macedonia, WiFi routers, which were formerly reported in fixed-line RGUs, are reported in mobile postpaid since Q2 2019. The subscriber numbers of the comparison period have been adapted.

**Mobile churn**

in %	2020	2019
Austria	1.2	1.6
Bulgaria	1.4	1.8
Croatia	1.9	2.5
Belarus	1.2	1.4
Slovenia	1.1	1.2
Serbia	2.2	3.0
North Macedonia	1.4	1.7

**Mobile market share**

in %	2020	2019
Austria	37.5	38.0
Bulgaria	38.1	38.1
Croatia	37.0	36.0
Belarus	41.9	42.0
Slovenia	28.5	28.6
Serbia	25.5	24.9
North Macedonia	50.6	48.4

**EBITDA per segment**

adjusted for FX, one-off effects and restructuring charges

in EUR million	2020	2019	Change in %
Austria	1,021.2	997.2	2.4
Bulgaria	192.4	179.4	7.3
Croatia	137.2	138.6	-1.0
Belarus	205.9	190.9	7.9
Slovenia	60.9	60.0	1.5
Serbia	85.0	83.9	1.4
North Macedonia	42.6	43.2	-1.3
Corporate & other, eliminations	-57.3	-61.8	7.3
<b>Total adjusted EBITDA</b>	<b>1,688.0</b>	<b>1,631.4</b>	<b>3.5</b>

**Group EBITDA**

adjusted for FX, one-off effects and restructuring charges

in EUR million	2020	2019	Change in %
<b>EBITDA</b>	<b>1,576.8</b>	<b>1,560.6</b>	<b>1.0</b>
FX translation effect	35.2	0.0	n.a.
One-off effects	- 8.6	-13.3	35.6
Restructuring charges	84.5	84.1	0.5
<b>EBITDA - excl. FX-, one off effects and restructuring charges</b>	<b>1,688.0</b>	<b>1,631.4</b>	<b>3.5</b>

**Austria EBITDA**

adjusted for one-off effects and restructuring charges

in EUR million	2020	2019	Change in %
<b>EBITDA</b>	<b>936.7</b>	<b>921.3</b>	<b>1.7</b>
One-off effects	0.0	-8.2	n.a.
Restructuring charges	84.5	84.1	0.5
<b>EBITDA excl. one off effects and restructuring charges</b>	<b>1,021.2</b>	<b>997.2</b>	<b>2.4</b>

**Group EBITDA after leases**

adjusted for FX, one-off effects and restructuring charges

in EUR million	2020	2019	Change in %
<b>EBITDA after leases</b>	<b>1,398.4</b>	<b>1,382.8</b>	<b>1.1</b>
FX translation effect	35.2	0.0	n.a.
One-off effects	- 8.6	-13.3	35.6
Restructuring charges	84.5	84.1	0.5
<b>EBITDA after leases - excl. FX-, one-off effects and restructuring charges</b>	<b>1,509.5</b>	<b>1,453.5</b>	<b>3.9</b>



**ARPU**

in EUR	2020	2019	Change in %
Austria	15.6	14.7	5.7
Bulgaria	6.0	5.6	6.1
Croatia	10.3	10.9	-5.4
Belarus	4.1	4.7	-11.3
Slovenia	13.4	14.3	-6.3
Serbia	7.4	7.2	3.2
North Macedonia	5.8	5.7	2.3
<b>Group ARPU</b>	<b>8.1</b>	<b>8.2</b>	<b>-1.3</b>

**ARPL**

in EUR	2020	2019	Change in %
Austria	32.6	31.3	4.2
Bulgaria	13.7	13.4	2.2
Croatia	31.6	30.8	2.4
Belarus	5.8	6.1	-4.3
Slovenia	33.1	35.2	-5.9
Serbia	n. a.	n. a.	n. a.
North Macedonia	10.9	10.8	0.5

ARPL-relevant revenues (in EUR million)	2020	2019	Change in %
Austria	753.9	753.2	0.1
Bulgaria	90.4	86.8	4.1
Croatia	107.2	109.3	-1.9
Belarus	26.6	30.1	-11.7
Slovenia	34.3	32.9	4.3
Serbia	n. a.	n. a.	n. a.
North Macedonia	20.1	19.7	1.7

Access lines (in '000)	2020	2019	Change in %
Austria	1,887.2	1,967.0	-4.1
Bulgaria	549.0	547.7	0.2
Croatia	279.2	288.8	-3.3
Belarus	383.2	389.0	-1.5
Slovenia	90.2	82.3	9.5
Serbia	n. a.	n. a.	n. a.
North Macedonia	154.9	153.9	0.6
<b>Total Access Lines</b>	<b>3,343.7</b>	<b>3,428.6</b>	<b>-2.5</b>

**Belarus: Key Financials in EUR and BYN**

in EUR million	2020	2019	Change in %
Total revenues	402.6	426.1	-5.5
Total costs and expenses	-229.8	-235.2	2.3
EBITDA	172.8	190.9	-9.5

in BYN million	2020	2019	Change in %
Total revenues	1,122.2	997.0	12.6
Total costs and expenses	-640.4	-550.2	-16.4
EBITDA	481.8	446.8	7.8

## Consolidated non-financial statement

Please refer to the separate consolidated non-financial report in accordance with Section 267a (6) UGB.

## Disclosure in accordance with Section 243a of the Austrian Business Enterprise Code (UGB)

### Shareholder structure and capital disclosures

At the end of 2019, a total of 51.00 % or 338,895,000 shares of Telekom Austria Aktiengesellschaft were held by América Móvil B.V., Netherlands ("América Móvil B.V."; formerly Carso Telecom B.V.), a wholly-owned subsidiary of América Móvil, S.A.B. de C.V. ("América Móvil"). The Republic of Austria held 28.42 % via Österreichische Beteiligungs AG ("ÖBAG"), while the remaining 20.58 % of the shares were in free float. 0.1 % or 0.4 million shares of the latter were held by the company itself. Employee shares that are held in a collective custody account also form part of the free float. The associated voting rights are exercised by a custodian (notary). The total number of no-par value shares remains at 664,500,000.

	2020	2019	Change in %
Treasury Shares	415,159	415,159	0.0

Further details on treasury shares can be found in Note (28) of the consolidated financial statements.

The majority of financial agreements are subject to standard change-of-control clauses that could ultimately lead to the termination of contracts. None of these clauses came into effect in the 2020 financial year or up until the date at which this report was prepared.

The following information concerning the shareholders' agreement is based solely on publicly available information.<sup>14)</sup> The company does not have any additional information. The shareholders' agreement between ÖBAG, América Móvil, and América Móvil B.V., came into force on June 27, 2014. Under the terms of the shareholders' agreement, the parties have undertaken to jointly pursue a long-term policy with regard to the management of Telekom Austria Aktiengesellschaft by exercising their voting rights on a concerted basis. The shareholders' agreement also contains provisions on the joint exercise of voting rights in the committees of the company for the election of Supervisory Board and Management Board members and restrictions on the sale of shares. The Supervisory Board of the company consists of ten shareholder representatives, of which eight members are nominated by América Móvil B.V. and two by ÖBAG. ÖBAG has the right to nominate the Chairman of

the Supervisory Board. América Móvil B.V. has the right to nominate the Deputy Chairman. The Management Board of the company consists of three members. Two members are nominated by América Móvil B.V., while one member of the Management Board, namely the Chief Executive Officer (CEO), is nominated by ÖBAG. The Extraordinary General Meeting on August 14, 2014 also amended the Articles of Association to state that, as long as the Republic of Austria directly or indirectly holds at least 25 % plus one share of the share capital of the company, resolutions on capital increases and the issue of instruments containing a conversion right or a conversion obligation for shares of the company and amendments to the provisions of the Articles of Association relating to capital increases and such instruments shall require a majority of at least three quarters of the share capital represented at the vote on the respective resolution.

ÖBAG and América Móvil B.V. have agreed that at least 24 % of the shares of the company should be held in free float while the shareholders' agreement is in place. This minimum free float requirement is based on ÖBAG's maximum equity interest of 25 % plus one share. If ÖBAG holds an equity interest in the company of more than 25 % plus one share, the minimum free float requirement is reduced accordingly so that América Móvil can retain an equity interest in the company of 51 %. If the number of shares in free float falls below the minimum while the shareholders' agreement is in place, (i) América Móvil B.V. undertakes to sell shares within the next 24 months and (ii) América Móvil undertakes to ensure that neither it nor its subsidiaries purchase any additional shares until the minimum free float requirement is restored.

As long as ÖBAG holds 25 % plus one share or more of the share capital of Telekom Austria Aktiengesellschaft, ÖBAG shall have the following rights of codetermination in accordance with the voting rights agreement: the right to veto capital increases of Telekom Austria Aktiengesellschaft and its subsidiaries, the issue of certain convertible instruments, the appointment of the auditor of the financial statements, the conclusion of related party transactions, the relocation of the registered office of the company and material business functions, including research and development, the disposal of the company's core business, and changes to the name of Telekom Austria Aktiengesellschaft and the brands of Telekom Austria Aktiengesellschaft, among other things. ÖBAG shall also be granted the blocking minority rights accruing by law to a minority shareholder with an equity interest of 25 % plus one share. ÖBAG's veto rights in connection with capital increases and the issue of certain convertible instruments are also set out in the Articles of Association of the company. If ÖBAG's equity interest falls below 20 % but remains above 10 %, ÖBAG shall retain certain veto rights. The voting rights agreement shall expire automatically if the equity interest held by one of the parties falls below 10 %.

<sup>14)</sup> Information on the takeover offer (May 9, 2014):  
<https://www.a1.group/de/ir/12474>  
 Information on the capital increase as at November 7, 2014:  
<https://www.a1.group/de/ir/14887>

## Members of the Supervisory Board of Telekom Austria Aktiengesellschaft

Name (year of birth)	Date of first appointment	End of current term of office / leaving date
Alejandro Cantú Jiménez (1972)	14.08.2014	2023 <sup>3)</sup>
Karin Exner-Wöhrer (1971)	27.05.2015	2023 <sup>3)</sup>
Carlos García Moreno Elizondo, first Deputy Chairperson (1957)	14.08.2014	2023 <sup>3)</sup>
Peter Hagen (1959)	25.05.2016	2021 <sup>1)</sup>
Edith Hlawati (1957), Chair	28.06.2001 to 29.05.2013, reappointed on 30.05.2018	2023 <sup>3)</sup>
Carlos M. Jarque (1954)	14.08.2014	2022 <sup>2)</sup>
Peter F. Kollmann (1962)	20.09.2017	2021 <sup>1)</sup>
Daniela Lecuona Torras (1982)	30.05.2018	2022 <sup>2)</sup>
Thomas Schmid (1975)	29.05.2019	2024 <sup>4)</sup>
Oscar Von Hauske Solís (1957)	23.10.2012	2023 <sup>3)</sup>

### Members of the Supervisory Board delegated by the Staff Council

Walter Hotz (1959)	re-delegated on 06.05.2011 until 04.10.2020
Werner Luksch (1967)	03.08.2007 to 20.10.2010, re-delegated on 11.01.2011
Renate Richter (1972)	12.10.2018
Alexander Sollak (1978)	03.11.2010
Gottfried Kehrer (1962)	27.10.2010
Gerhard Bayer (1967)	05.10.2020

- 1) The term of office expires at the end of the Annual General Meeting for the 2020 financial year (May 14, 2021).
- 2) The term of office expires at the end of the Annual General Meeting for the 2021 financial year (provisionally May 2022).
- 3) The term of office expires at the end of the Annual General Meeting for the 2022 financial year (provisionally May 2023).
- 4) The term of office expires at the end of the Annual General Meeting for the 2023 financial year (provisionally May 2024).

## Changes to the Management Board and the Supervisory Board

The Supervisory Board appointments of Karin Exner-Wöhrer and Alejandro Cantú Jiménez were extended at the Annual General Meeting on September 24, 2020. Gerhard Bayer took over from Walter Hotz as employee representative on the Supervisory Board on October 5, 2020.

## Cash use policy

The A1 Telekom Austria Group pursues a conservative financial strategy with a solid investment grade rating at its core. This approach ensures a solid balance sheet structure with moderate leverage (net debt to EBITDA) and financial flexibility for investments and unrestricted access to debt capital markets. In 2020, the A1 Telekom Austria Group's ratings were confirmed by Moody's (Baa1; outlook stable) and Standard & Poor's (BBB+; outlook stable).

América Móvil and Österreichische Beteiligungs AG (ÖBAG) agreed the following dividend policy in 2016. Starting from the 2016 financial year, the new expected dividend entailed the payment of EUR 0.20 per share, with this figure to be increased on a sustainable basis in line with the operational and financial development of the Group. The dividend has been increased over recent years and amounted to EUR 0.23

for the 2019 financial year. For the 2020 financial year the Group Management intends to propose a dividend of EUR 0.25 per share to the Annual General Meeting 2021. The Management Board and the Supervisory Board will continuously evaluate the further development of the COVID-19 pandemic in terms of its financial and general business impacts. If the business operations of Telekom Austria AG continue to have noticeable positive or unforeseen negative effects until the invitation to the Annual General Meeting, the Management Board and the Supervisory Board do not rule out a subsequent adjustment of the proposal for the appropriation of profits 2020 in any direction.

## Risk and opportunity management

### Principles and methods

As one of the leading telecommunications companies in Austria as well as Central and Eastern Europe, the A1 Telekom Austria Group is exposed to a wide range of risks and changes in market circumstances. The A1 Telekom Austria Group's risk management system analyses risk areas systematically, assesses the potential impact, improves existing risk avoidance and risk elimination measures, and reports on the status and developments in the Supervisory Board. In the process, the A1 Telekom Austria Group relies on close cooperation between Group officers and the local risk officers. The risk management

system is composed of five risk categories: (1) risk at macro-economic, competitive and strategic level, (2) non-financial risks, (3) financial risks, (4) technical risks and (5) operational risks.

Enterprise risk management at the A1 Telekom Austria Group begins with the strategic discussions with the Supervisory Board of the A1 Telekom Austria Group. As part of this, the risks of business activities and their relevance for the A1 Telekom Austria Group are presented by the Management Board and mitigating activities as well as planning assumptions are presented and discussed (strategic orientation for the coming business plan period, prioritization and action plan for the realization of opportunities).

The business plan then describes the expectations and business success (and the necessary costs and investments), including an evaluation of the assumed risk regarding established top-down targets.

One key element of risk management is development of effective measures for risk perception and reduction. These are continuously updated via monthly performance calls (MPC) and leadership meetings involving the extended Management Board, the analysis of critical deviations from the targets adopted and the measures planned, and the initiation of measures by the responsible officers, as well as in other ways. The overall risk situation for each risk category is derived from the sum of the individual risks. In addition to the fixed-line and mobile communications market in Austria, the A1 Telekom Austria Group holds leading positions in six other telecommunications markets abroad. This ensures diversification in terms of both sectors and geographical regions. The risks in the respective markets vary, which is why risk management (and particularly counteracting risks) is the responsibility of the local operational units. Risk management is controlled by the holding company. A multi-year plan is prepared in addition to the regular controlling meetings and strategic meetings. This close integration of business planning and risk management ensures appropriate risk control. The A1 Telekom Austria Group's risk management is monitored by the Audit Committee of the Supervisory Board.

#### Risks in connection with the COVID-19 pandemic

The 2020 financial year was dominated by the COVID-19 pandemic, making it an exceptional year in terms of risk management. Some risks became acute and were monitored using a structured monitoring system. An information and decision-making system was established for COVID-19-related focus topics – employees, liquidity, procurement – in order to enable a rapid response to changes.

Among other things, macroeconomic risks such as changed economic growth expectations and the microeconomic impact of lockdowns were discussed and evaluated. The latter includes the sustained impact on the business models of business customers, changes in employment conditions and the consequences for the labor market, and the accompanying effects in terms of household income and demand.

Positive developments included financial and non-financial opportunities resulting from the lockdowns and the associated home schooling and working from home, which primarily involved the more intensive use of services and the increased consumption of call minutes / data. At the same time, ensuring the safety of employees during the pandemic and enabling working from home and a healthy work-life balance proved to be a significant challenge.

COVID-19-specific financial risks in the first quarter of 2020 related in particular to the potential loss of roaming income and default on the part of business and residential customers. While roaming losses quickly became a reality, government assistance packages in response to COVID-19 meant that the collection risk largely failed to materialize in the 2020 financial year. The expiry of government COVID-19 aid programs and the existing uncertainty regarding further macroeconomic developments in 2021 may potentially have an impact on customers' future payment behavior. On the one hand, these aspects are mitigated by increased and sustained demand for connectivity; any risk beyond this is already sufficiently taken into account in the existing risk provisions.

Technical risks related to handling the significant increase in data volume and ensuring network stability given the difficulty in deploying staff during the lockdown, which extended from the underlying network level through to individual residential or business customers. The most challenging operational risk was supply chain disruption, which could have led to the limited availability of hardware and the associated services. Another risk related to sanctions on suppliers, resulting in a narrower selection in the fourth quarter of 2020. This risk was partially mitigated by establishing business relationships with alternative suppliers and adding new producers, as well as through permanent monitoring.

In the area of compliance, the transition to paperless workflows was accelerated in some markets in order to maintain the principle of dual control for workflow changes and ensure digital documentation. The company's involvement in analyzing the spread of the coronavirus and the associated anonymous movement flow analyses represented a reputational risk even though no personal data was processed.

The most important risk categories and individual risks that could materially influence the net assets, financial position, and results of operations of the A1 Telekom Austria Group are discussed below:

## Risks

### 1. Risks at macroeconomic, competitive, and strategic level

The COVID-19 pandemic led to the increased sensitivity analysis of the affected areas in the 2020 financial year – including the sensitivity analysis of growth and churn reduction and revenue development in particular – and the inclusion of these parameters in risk planning and assessment.

**Macroeconomic risks** arise as a result of development of the economic situation in the A1 Telekom Austria Group's markets and causal effects (e. g. rising inflation has an effect on exchange rates), while economic policy conflicts (e. g. punitive tariffs and suspension of deliveries) can have direct or indirect consequences for the A1 Telekom Austria Group's business model. While macroeconomic developments can be forecasted and evaluated, trade policy decisions are difficult to predict. In this respect, a diverse supplier landscape and a multi-vendor strategy can help to mitigate any bottlenecks in the medium term.

A high degree of **competitive intensity** in the A1 Telekom Austria Group's markets is leading to price reductions in both mobile communications and data traffic. There is a risk that traffic volume growth will be insufficient to compensate for these price declines. This development is offset by the annual increase in demand for our services, which also constitutes a potential opportunity for growth. Changes in consumer behaviour are also an important aspect of risk management as well as strategic pricing and product design.

In recent years, there has been increased competition when it comes to the provision of infrastructure by open access network (OAN) providers. This trend could intensify further as additional participants enter the market. Increased competition due to over-the-top players (OTTs) and mobile virtual network operators (MVNOs) also remains a risk factor. OTTs and MVNOs can offer their services without a dedicated infrastructure and the considerable investments involved, thereby allowing them to move rapidly on the market. As described below, this also involves opportunities for the A1 Telekom Austria Group itself, e. g. by participating in growth areas through partnerships.

#### **New growth areas**

The telecommunications sector is facing the challenge of being able to offer new services and products at increasingly faster rates. Cloud services, over-the-top services, and machine-to-machine communication are just a few examples of new business areas whose growth potential the A1 Telekom Austria Group is seeking to leverage. However, shorter innovation cycles are also associated with innovation risks. The biggest challenges lie in scaling our services as well as differences in the levels of maturity and demand in our markets. Within the América Móvil Group, the A1 Telekom Austria Group is involved in the discussion on innovations.

The COVID-19 pandemic has hugely accelerated the development of digital work, giving the A1 Telekom Austria Group the opportunity to increasingly sell digital services in addition to connectivity. However, the pandemic led to reduced investment activity in some industries in the 2020 financial year due to significantly heightened planning uncertainty, although the net financial impact of this is only minor.

#### **Regulatory risks**

Telecommunications services offered by a provider with significant market power are subject to extensive network access and price regulations. In Austria, the A1 Telekom Austria Group

is classified as this kind of provider in several sub-markets. Regulation at the wholesale level restricts operational flexibility with regard to products and tariffs. There is also an obligation to provide access to infrastructure and fixed-line services to alternative providers. The foreign subsidiaries are also subject to regulatory frameworks. Additional regulatory decisions, such as further reductions in mobile and fixed-line termination rates as a result of the new EU legal framework (European Electronic Communications Code), will negatively affect the A1 Telekom Austria Group's earnings development.

#### **Net neutrality**

Although the Body of European Regulators (BEREC) has issued guiding principles on net neutrality in order to specify how the net neutrality regulation should be applied in more detail, the topic of net neutrality is still open to interpretation and legal uncertainty, meaning that harmonized, uniform implementation within the EU is not guaranteed. As such, the extent of the regulation's effects cannot be predicted in full and may vary between member states. In turn, this gives rise to legal and regulatory uncertainty as well as financial uncertainty.

#### **Budget and business plan risks**

The final business plan includes an evaluation of the planning assumptions and the impact of the external environment. The COVID-19 pandemic led to budget risks in the area of revenue in particular. Roaming revenue was heavily impacted by the fact that customers travelled less. The reduction in market dynamism, which was reflected in a lower level of new customers and a lower churn rate, actually had a positive financial impact in the short term. The economic consequences for companies and households, which were partially offset by government intervention in the 2020 financial year, represent a considerable risk factor for 2021 and subsequent years that will affect risk management and the activities planned. Opportunities include increased demand for data among private customers and for VPN connections and collaboration platforms among business customers, which will remain in place as working from home establishes itself further.

## **2. Non-financial risks**

Environmental, social, and governance-related (ESG) risks are an additional category of enterprise risk management (ERM) aimed at meeting the corresponding legal requirements of the Austrian Sustainability and Diversity Improvement Act (NaDiVeG). We address relevant topics arising from the materiality analysis (environment, data security, and digitalization) as well as measures in connection with our corporate social responsibility in terms of risk potential and prevention.

#### **Digitalization**

While increasing digitalization generates considerable convenience and efficiency in private life and in business, the growing use of digital platforms and services and the resulting increased use of handsets, tablets, and laptops also pose challenges. Growing cybercrime, from cyberbullying to fraud, is a particular problem here. As part of its social responsibility, the A1 Telekom Austria Group therefore also offers training

on using the Internet safely, as well as information for at-risk groups. It also offers security products and cyber risk assessments for companies. Social impacts, such as potential isolation or the health impact of excess screen time, are addressed through the provision of information and products aimed at controlling Internet consumption. While the A1 Telekom Austria Group addresses the public with information and training on the correct handling of new media, e. g. through in-person training, online information, folders and flyers, the state and society are also called upon to ensure a consistently healthy approach to digitization.

The 2020 financial year saw rapid growth in digitalization in the workplace and in education, thereby driving the development and use of services. While A1 is actively shaping this process with innovations for education – like the “SchoolFox” communication app for students, parents and teachers – proven activities in the area of traditional in-person training and education were hard hit by COVID-19. As a result, it was necessary to switch the existing education and training program for helping at-risk groups to use new media safely from traditional group training to virtual formats.

#### Electromagnetic fields (EMF) and health risks

Electromagnetic fields are another risk factor relating to service provision, particularly in terms of public perception and how this is shaped by manipulative reporting. It goes without saying that the terminals and transmitters used by the A1 Telekom Austria Group in its business activities meet all of the applicable standards and regulations. Irrespective of this, informing the public and ensuring a scientific discourse is one of the priorities of the teams in the countries of the A1 Telekom Austria Group. Measurements by neutral institutions (e. g. universities) allow an objective view of the topic.

Health risks increased in 2020 as a result of the COVID-19 pandemic. We are taking every effort to protect our sales and service staff during the pandemic. In particular, we safeguard the health of all employees and customers to the greatest possible extent by providing work wear and protective clothing for employees and introducing rules of conduct for the workplace.

#### Environmental risks

Climate change can give rise to risks for the A1 Telekom Austria Group’s network infrastructure (ranging from rising average temperatures and high rainfall levels through to flooding, mudslides, etc.). The A1 Telekom Austria Group is actively committed to climate protection and continuously observes developments in this area in order to ensure that it can initiate measures to protect its infrastructure facilities as necessary. The impact of this risk category on the Group’s finances and the customer experience has been limited in recent years.

### 3. Financial risks

The A1 Telekom Austria Group is exposed to liquidity, credit, foreign currency exchange rate, transfer, and interest rate risks (see Note 33). Tax risks are also included in the risk assessment and given a more pronounced focus in terms of the measures taken.

*Exchange rate risk* in Belarus and, to a small extent, in Croatia had a negative effect on the cash flow of the A1 Telekom Austria Group in the 2020 financial year. Liquidity risk was mitigated through constant monitoring and a temporary reduction in investment activity. The current interest rate level and the conditions achieved as a result had a positive impact on earnings. In terms of *tax risks*, additional steps are taken to avoid possible tax risks (inadequate interpretation due to unclear regulations, lack of tax payments, and excessive tax payments). An additional risk mitigation measure was introduced in the form of a new process that continuously integrates external expert opinions.

Thanks to stable performance, the topic of billing and receivables management was removed from the opportunity and risk focus during the most recent update. As a result of the COVID-19 pandemic, the focus shifted to collection and this topic was readded to opportunity and risk management at short notice. Like many companies, the A1 Telekom Austria Group prioritized securing its cash flow in the 2020 financial year, and this will remain a focal point with accompanying reporting and corresponding measures.

### 4. Technical risks

#### Technology resilience (network)

The infrastructural and system landscape that has grown and evolved over the years represents a permanent challenge for the technical departments. Networks have been and continue to be subject to a high degree of standardization and virtualization. Network functions are running less and less on proprietary infrastructure and are being performed by software instead. Disruptions and outages are prevented in particular through virtualization and the exchange of legacy infrastructure.

#### IT transformation

Modernizing and reducing complexity in the area of BSS (business support systems) and OSS (operations support systems) is a long-term challenge. This is mitigated by an overlaid integration of platforms that reduce the pressure to modernize somewhat, while still ensuring openness to new services and partners. The associated risks are analyzed in the areas of IT security, flexibility of service provision and the related medium-term costs.

#### Operating risks

Maintaining availability and a high level of reliability of the services and products offered is a key element of operational risk management, as different threats such as natural disasters, major technical disruptions, third-party construction work, hidden faults, or criminal activities can all impair their quality. Long-term planning takes technological developments into account. The redundancy of critical components ensures failure safety, while efficient organizational structures for operations and security serve to safeguard high quality standards. Furthermore, a separate Group guideline ensures uniform methods for the recognition and management of the most important risks. The ongoing identification and assessment of risks flows into the decision-making as to whether measures are taken to minimize the risk or whether the potential risk is

borne by the A1 Telekom Austria Group. Whenever a major disruption occurs, causes are clarified and it is determined how a recurrence can be avoided. A central approach to insurance against physical damage also helps to minimize the financial effects.

#### Cyber risks and data security

The A1 Telekom Austria Group places great emphasis on the implementation of cyber security standards. These are covered by a series of internal guidelines and procedures that are controlled, implemented, and monitored for effectiveness in critical situations by means of defined responsibilities. Prevention of possible risks is the primary focus with regard to critical and important network elements as well as business and operational support systems (BSS & OSS). The A1 Telekom Austria Group applies international IT standards for security techniques (ISO 27001) as a basis and has defined uniform and state-of-the-art security information standards and security information policies.

Essential elements in managing cyber risks include continuous assessments and software updates to the infrastructure to be protected, as well as employee training. The A1 Telekom Austria Security Committee is made up of highly qualified security experts from all countries in which the A1 Telekom Austria Group operates. It regularly exchanges information about the latest local, regional, and global cyber risks and cyber attacks. This working group also discusses and coordinates cross-country protection measures in critical situations.

## 5. Operational risks

### Compliance risks

The annual compliance risk assessment process – which is an essential element of the A1 Telekom Austria Group’s compliance management system – identifies relevant compliance risks on the basis of structured management interviews and workshops and defines risk-minimizing measures. The A1 Telekom Austria Group focuses on prevention by means of training and the uncompromising application of internal and external guidelines, such as capital market compliance and a focus on compliance at management level (tone at the top). The compliance management system (CMS) is also regularly reviewed both internally and externally.

Data protection risks are a relevant subset of compliance risks. The products and services of the A1 Telekom Austria Group are subject to data protection and data security risks, particularly in connection with unauthorized access to customer, partner, or employee data. Violations of the EU General Data Protection Regulation (GDPR), which has been in force since May 25, 2018, may result in considerable legal and financial risks. To minimize potential risk, the EU General Data Protection Regulation has been implemented in interdisciplinary projects within the A1 Telekom Austria Group since early 2016. Technical and organizational measures have also been implemented on the basis of risk assessments. All A1 Telekom Austria Group companies undertake to comply with the most stringent data protection and data security standards.

### Legal risks

The A1 Telekom Austria Group and its subsidiaries are party to a number of legal proceedings both in and out of court with public authorities, competitors, and other parties. Dialog with the stakeholders involved and an ongoing exchange of information on controversial issues that could pose a threat to the company enable the Group to identify problems at an early stage and develop measures to counteract them in a targeted manner as necessary.

Monitoring of legal risks assesses potential cash outflows from legal proceedings; this position is updated quarterly and is based on the ongoing assessment of the success of the proceedings.

### Risks of slow or no digital transformation

The A1 Telekom Austria Group counters personnel-related risks in various ways. For example, young talent is recruited as part of the “1A Career” program, which focuses on graduates, students, and apprentices and ensures diversity within the company. The risk of losing key employees is counteracted by means of forward-looking skill management, succession planning, and Group-wide talent management. The in-house eCampus development platform supports employees in developing their skills and abilities and serves as a platform for the Group-wide transfer of expertise. A central e-learning platform provides training at any time and any place throughout the Group. In addition to business plan-oriented cost planning, human resources planning includes measures aimed at encouraging employee mobility.

The management of personnel risks expanded its focus to include the challenge of developing digital competencies in all departments. These digital competencies are a key pillar of any future-oriented company and allow the optimization of human resources by means of a digital redesign of sales, service, and monitoring processes. These developments are also essential in order for a company to succeed in new markets and with digitalized business models. This process is being initiated via the integration of start-ups, broad-based development measures, and the development of key employees in the field of digitalization at the A1 Telekom Austria Group and will be further expanded in the coming years.

The 2020 financial year was a catalyst for digital work in many areas. When it comes to digitalizing business activities, newly acquired competencies can be harnessed in order to leverage numerous growth opportunities in areas such as e-commerce.

### Structural development

In 1996, civil servants of the Republic of Austria were allocated to Telekom Austria Aktiengesellschaft until their retirement in accordance with the Austrian Postal Services Structure Act (Poststrukturgesetz). Transfers within and out-side the A1 Telekom Austria Group are limited. Civil servants are employed in accordance with public law. The framework associated with their employment status is based on provisions under public law, particularly the Austrian Public Sector Employment Act of 1979 (Beamten-Dienstrechtsgesetz 1979).

Civil servants cannot be laid off, meaning that their employment contract cannot be unilaterally terminated if the need for their employment no longer exists. In the event of a breach of duty, performance deficiencies, or a permanent incapacity to work, formal and complex administrative procedures are necessary. Due to their salary structure, civil servants normally move to the next remuneration level every two years.

Around 38% of employees in the Austria segment have civil servant status. To address the structure of employee costs, the Austria segment has developed several social plans in cooperation with employee representatives. Civil servants are also encouraged to take part in internal mobility initiatives within the context of integrated skill management.

### Public image

Public image risks arise in the normal course of business (along the customer lifecycle) and in connection with social discourse and thematization via opinion leaders. A standard procedure in this area is not enough. The absolute prerequisites for preventing negative effects are uncompromisingly professional communication and corresponding expertise, combined with uniform standards with regard to digital communication channels.

## Internal control system for financial reporting

Telekom Austria Aktiengesellschaft has an internal control system (ICS) for the financial reporting process as required by law. The ICS is intended to provide reasonable assurance regarding the reliability, completeness and accuracy of external financial reporting in compliance with international and national accounting standards. Regular internal reporting to management and the review of the ICS by the Internal Audit department also ensure that vulnerabilities are identified promptly or at an early stage and communicated and eliminated accordingly. The most important content and principles apply to all A1 Telekom Austria Group subsidiaries. The effectiveness of this system is reviewed, analyzed and assessed at regular intervals. At the end of each year, the Group's management carries out an assessment of the ICS for relevant companies with the involvement of the respective business units. Based on the findings of this assessment and the defined criteria, Management has determined that the internal control system regarding financial reporting was effective as of December 31, 2020.

The listing of the ultimate parent, América Móvil, on the New York Stock Exchange (NYSE) required the implementation of the U.S. Sarbanes-Oxley Act (SOX). The internal control system was adjusted and amended to reflect this standard in the 2015 financial year.

### Research and development

In the reporting period, no research and development projects were carried out on a scale that is material for the A1 Telekom Austria Group.

## Outlook

### A1 Telekom Austria Group outlook for 2021

The operational and financial development of the A1 Telekom Austria Group was largely impacted by the COVID-19 pandemic in the fiscal year 2020. Under these circumstances, the financial figures for the reporting year reflect the resilience of the business model and the positive effects of the countermeasures taken by the management.

The Group's revenues remained virtually stable (-0.3%) and it achieved a slight increase in EBITDA of 1.0%. Despite the substantial loss of roaming revenues and negative FX effects, there was a stable trend in service revenues both in the mobile and the fixed-line segment.

There are signs that the overall economic situation will recover in fiscal 2021, which should exert a positive effect on results. After severe slumps in GDP growth rates in 2020, a recovery is forecasted in 2021 (for details see above under "General economic environment"). The rising availability of vaccinations from the start of the year should ease the situation. Nonetheless, it should be noted that the recovery could be delayed, partly on account of mutations of the COVID-19 virus that emerged at the end of 2020.

Despite the lockdown measures still in place on all markets at the start of the fiscal year, the Group is projecting a partial recovery in roaming revenues for 2021, though it is assumed that travel activity will still be limited.

The market developments in 2020 are likely to largely resume in fiscal 2021. Developments in Austria will continue to be dominated by convergent offers and intense competition on the mobile market. Following the 5G auction in the fall of 2020 and the advancing expansion of the new mobile generation, attention in the high-value customer segment is shifting to the 5G product portfolio. In the CEE countries as well, like last year, the focus is on the high-value customer segment, and management again expects strong demand for mobile broadband solutions. In 2021, the Group's fixed-line business should again benefit from demand for higher bandwidths, the rising significance of TV content and fast-growing solutions and connectivity business.

In this business environment, the management of A1 Telekom Austria Group is committed to its growth strategy. The focus here is on growth in the core business, leveraging earnings and efficiency potential from platform solutions and selective growth through acquisitions. As in previous years, results are expected to be supported by ongoing measures to continuously enhance operating efficiency.

A1 Telekom Austria Group announced with the publication of its Q3 2020 quarterly report that it is currently working on the development of alternatives that would allow to reap more benefits from its tower assets through a targeted management focus on internal efficiencies and higher tenancy ratios.



For the financial year 2021, the management of A1 Telekom Austria Group expects to achieve growth in total revenues of around 1 % and for its EBITDA margin to grow once again.

The development in Belarus could be negatively affected by the depreciation of the Belarusian ruble in 2021. The management of A1 Telekom Austria Group expects the currency to depreciate by around 15 % (period average) against the euro in 2021, though it should be noted that the predictability of the Belarusian ruble is limited.

A1 Telekom Austria Group is also committed to the fiber rollout in Austria and to the ongoing development of its mobile infrastructure in 2021, especially in terms of the roll-out of 5G. This will gather momentum in 2021 following the launch of the 5G network in January 2020.

Capital expenditures before spectrum investments and acquisitions are expected to come in at around EUR 800 mn in 2021.

With regards to frequencies, some tenders are envisaged by regulators in Bulgaria (2.6 GHz, 3.6 GHz), Croatia (700 MHz, 3.6 GHz, 26 GHz), Slovenia (700 MHz, 1.4 GHz, 2.1 GHz, 2.3 GHz, 3.6 GHz, 26 GHz) and Serbia (3.6 GHz). Whether these tenders will take place in 2021 remains to be seen given the current COVID-19 pandemic. Please note that this is a list of spectrum award procedures. Whether A1 Telekom Austria Group is planning to participate and sees a need to acquire spectrum the company is not permitted to comment on.

The Management Board intends to propose a dividend of EUR 0.25 per share for the financial year 2020 to the 2021 Annual General Meeting. The Management Board and the Supervisory Board will continuously evaluate the further development of the COVID-19 pandemic in terms of its financial and general

business impacts. If the business operations of Telekom Austria AG continue to have noticeable positive or unforeseen negative effects until the invitation to the Annual General Meeting, the Management Board and the Supervisory Board do not rule out a subsequent adjustment of the proposal for the appropriation of profits 2020 in any direction.

To ensure its financial flexibility, A1 Telekom Austria Group is still striving to maintain a solid investment grade rating of Baa2 from Moody's and BBB from Standard & Poor's (currently Baa1 from Moody's and BBB+ from Standard & Poor's).

Vienna, February 8, 2021  
The Management Board

Thomas Arnoldner, CEO  
Telekom Austria Aktiengesellschaft

Alejandro Plater, COO  
Telekom Austria Aktiengesellschaft

Siegfried Mayrhofer, CFO  
Telekom Austria Aktiengesellschaft

# Consolidated Financial Statements 2020<sup>1)</sup>

TELEKOM AUSTRIA AG – Consolidated Statement of Comprehensive Income	35		
TELEKOM AUSTRIA AG – Consolidated Statement of Financial Position	36		
TELEKOM AUSTRIA AG – Consolidated Statement of Cash Flows	37		
TELEKOM AUSTRIA AG – Consolidated Statement of Changes in Stockholders' Equity	38		
TELEKOM AUSTRIA AG – Notes to the Consolidated Financial Statements	40		
<b>(1) Segment Reporting</b>	<b>40</b>	<b>(21) Short-term Debt</b>	<b>65</b>
<b>(2) The Company</b>	<b>42</b>	<b>(22) Accounts Payable</b>	<b>66</b>
<b>(3) Basis of Presentation</b>	<b>43</b>	<b>(23) Accrued Liabilities and Provisions, Asset Retirement Obligation and Restructuring</b>	<b>67</b>
<b>(4) Use of Estimates and Judgements</b>	<b>45</b>	<b>(24) Contract Liabilities</b>	<b>70</b>
<b>(5) Revenues</b>	<b>46</b>	<b>(25) Long-term Debt</b>	<b>70</b>
<b>(6) Cost and Expenses</b>	<b>49</b>	<b>(26) Other Non-current Liabilities</b>	<b>71</b>
<b>(7) Financial Result</b>	<b>50</b>	<b>(27) Employee Benefits</b>	<b>71</b>
<b>(8) Earnings per Share</b>	<b>51</b>	<b>(28) Stockholders' Equity</b>	<b>75</b>
<b>(9) Cash and Cash Equivalents</b>	<b>51</b>	<b>(29) Income Taxes</b>	<b>77</b>
<b>(10) Accounts Receivable: Subscribers, Distributors and Other, Net</b>	<b>52</b>	<b>(30) Leases</b>	<b>80</b>
<b>(11) Related Party Transactions</b>	<b>52</b>	<b>(31) Share-based Compensation</b>	<b>83</b>
<b>(12) Inventories</b>	<b>53</b>	<b>(32) Cash Flow Statement</b>	<b>84</b>
<b>(13) Other Current Assets, Net</b>	<b>54</b>	<b>(33) Financial Instruments</b>	<b>85</b>
<b>(14) Contract Assets</b>	<b>55</b>	<b>(34) Companies and Business Combinations</b>	<b>92</b>
<b>(15) Property, Plant and Equipment</b>	<b>55</b>	<b>(35) Contingent Assets and Liabilities</b>	<b>94</b>
<b>(16) Intangibles</b>	<b>57</b>	<b>(36) Remuneration Paid to the Management Board and Supervisory Board</b>	<b>95</b>
<b>(17) Goodwill</b>	<b>60</b>	<b>(37) Employees</b>	<b>95</b>
<b>(18) Assets Held for Sale/Investments in Associates</b>	<b>63</b>	<b>(38) Subsequent and Other Events</b>	<b>95</b>
<b>(19) Investments</b>	<b>64</b>	<b>(39) Release for Publication</b>	<b>96</b>
<b>(20) Other Non-current Assets</b>	<b>65</b>		

1) The Consolidated Financial Statements and the Group Management Report are a translation from the original German versions, which are the decisive versions in all cases.

**TELEKOM AUSTRIA AG – Consolidated Statement of Comprehensive Income**

in TEUR	Notes	2020	2019
Service revenues		3,804,527	3,805,476
Equipment revenues		659,358	663,855
Other operating income		85,525	95,836
<b>Total revenues (incl. other operating income)</b>	<b>(5)</b>	<b>4,549,409</b>	<b>4,565,166</b>
Cost of service		-1,311,915	-1,302,516
Cost of equipment		-652,416	-653,812
Selling, general & administrative expenses		-997,375	-1,029,679
Other expenses		-10,912	-18,535
<b>Total cost and expenses</b>	<b>(6)</b>	<b>-2,972,619</b>	<b>-3,004,542</b>
<b>Earnings before interest, tax, depreciation and amortization - EBITDA</b>		<b>1,576,790</b>	<b>1,560,624</b>
Depreciation and amortization	(15) (16)	-774,335	-785,427
Depreciation of right-of-use assets	(30)	-163,515	-160,379
<b>Operating income - EBIT</b>		<b>638,940</b>	<b>614,818</b>
Interest income		3,777	5,350
Interest expense		-103,909	-102,935
Interest on employee benefits and restructuring and other financial items, net		2,474	-35,847
Foreign currency exchange differences, net		-18,871	535
Equity interest in net income of associated companies	(18)	-11,560	-316
<b>Financial result</b>	<b>(7)</b>	<b>-128,088</b>	<b>-133,213</b>
<b>Earnings before income tax - EBT</b>		<b>510,851</b>	<b>481,605</b>
Income tax	(29)	-122,027	-154,164
<b>Net result</b>		<b>388,824</b>	<b>327,442</b>
Attributable to:			
Equity holders of the parent		388,421	326,963
Non-controlling interests	(34)	403	479
<b>Basic and diluted earnings per share attributable to equity holders of the parent in euro</b>	<b>(8)</b>	<b>0.58</b>	<b>0.49</b>
<b>Other comprehensive income items:</b>			
<b>Items that may be reclassified to profit or loss:</b>			
Effect of translation of foreign entities	(3) (28)	-82,536	17,173
Realized result on hedging activities, net of tax	(33)	4,380	4,380
Unrealized result on debt instruments at fair value, net of tax	(19)	7	13
Realized result on debt instruments at fair value, net of tax	(7)	16	13
<b>Items that will not be reclassified to profit or loss:</b>			
Remeasurement of defined benefit obligations, net of tax	(27)	-9,490	-12,549
<b>Total other comprehensive income (loss)</b>		<b>-87,622</b>	<b>9,030</b>
<b>Total comprehensive income (loss)</b>		<b>301,202</b>	<b>336,472</b>
Attributable to:			
Equity holders of the parent		300,799	335,995
Non-controlling interests	(34)	403	477

See accompanying Notes to the Consolidated Financial Statements.

For impairment losses of accounts receivable: subscribers, distributors and other, see Note (6).

The use of automated calculation systems may give rise to rounding differences.

TELEKOM AUSTRIA AG – Consolidated Statement of Financial Position

in TEUR	Notes	December 31, 2020	December 31, 2019
<b>Current assets</b>			
Cash and cash equivalents	(9)	210,879	140,293
Short-term investments	(19)	164,821	0
Accounts receivable: Subscribers, distributors and other, net	(10)	782,628	873,048
Receivables due from related parties	(11)	495	920
Inventories, net	(12)	90,761	109,318
Income tax receivable	(29)	915	485
Other current assets, net	(13)	152,401	148,549
Contract assets	(14)	106,845	124,205
		<b>1,509,745</b>	<b>1,396,819</b>
Assets held for sale	(18)	0	33,476
<b>Total current assets</b>		<b>1,509,745</b>	<b>1,430,295</b>
<b>Non-current assets</b>			
Property, plant and equipment, net	(15)	2,753,145	2,840,257
Right-of-use assets, net	(30)	853,078	941,957
Intangibles, net	(16)	1,678,023	1,784,224
Goodwill	(17)	1,284,010	1,278,845
Long-term investments	(19)	12,425	14,317
Deferred income tax assets	(29)	96,487	168,940
Other non-current assets, net	(20)	25,062	27,181
<b>Total non-current assets</b>		<b>6,702,229</b>	<b>7,055,722</b>
<b>TOTAL ASSETS</b>		<b>8,211,974</b>	<b>8,486,017</b>
<b>Current liabilities</b>			
Short-term debt	(21)	-749,061	-123,000
Lease liabilities short-term	(30)	-154,374	-152,621
Accounts payable	(22)	-685,774	-909,461
Accrued liabilities and current provisions	(23)	-246,408	-239,406
Income tax payable	(29)	-23,992	-38,751
Payables due to related parties	(11)	-181	-608
Contract liabilities	(24)	-188,658	-173,954
<b>Total current liabilities</b>		<b>-2,048,448</b>	<b>-1,637,802</b>
<b>Non-current liabilities</b>			
Long-term debt	(25)	-1,793,703	-2,539,575
Lease liabilities long-term	(30)	-700,559	-788,222
Deferred income tax liabilities	(29)	-4,074	-6,653
Other non-current liabilities	(26)	-53,901	-65,730
Asset retirement obligation and restructuring	(23)	-586,018	-581,987
Employee benefits	(27)	-231,513	-220,130
<b>Total non-current liabilities</b>		<b>-3,369,769</b>	<b>-4,202,297</b>
<b>Stockholders' equity</b>			
Capital stock		-1,449,275	-1,449,275
Treasury shares		7,803	7,803
Additional paid-in capital		-1,100,148	-1,100,148
Retained earnings		-1,026,869	-791,187
Other comprehensive income (loss) items		776,877	689,254
<b>Equity attributable to equity holders of the parent</b>	(28)	<b>-2,791,611</b>	<b>-2,643,552</b>
Non-controlling interests		-2,146	-2,367
<b>Total stockholders' equity</b>		<b>-2,793,757</b>	<b>-2,645,919</b>
<b>TOTAL LIABILITIES AND STOCKHOLDERS' EQUITY</b>		<b>-8,211,974</b>	<b>-8,486,017</b>

See accompanying Notes to the Consolidated Financial Statements.  
The use of automated calculation systems may give rise to rounding differences.

**TELEKOM AUSTRIA AG – Consolidated Statement of Cash Flows**

in TEUR	Notes	2020	2019
<b>Earnings before income tax - EBT</b>		<b>510,851</b>	<b>481,605</b>
Depreciation	(15)	517,666	511,606
Amortization of intangible assets	(16)	256,669	273,821
Depreciation of right-of-use assets	(30)	163,515	160,379
Equity interest in net income of associated companies	(18)	11,560	316
Result on sale/measurement of investments	(7)	-793	-2,035
Result on sale of property, plant and equipment	(5) (6)	4,702	-1,579
Net period cost of labor obligations and restructuring	(7) (23) (27)	97,821	103,313
Foreign currency exchange differences, net	(7)	18,871	-535
Interest income	(7)	-3,777	-5,350
Interest expense	(7)	97,116	129,667
Other adjustments	(32)	-3,793	-7,481
<b>Non-cash and other reconciliation items</b>		<b>1,159,556</b>	<b>1,162,122</b>
Accounts receivable: Subscribers, distributors and other, net	(10)	54,445	-38,761
Prepaid expenses	(13)	-3,495	4,500
Due from related parties	(11)	425	462
Inventories	(12)	14,844	22,569
Other assets	(13) (20)	2,276	-14,067
Contract assets	(14)	17,153	17,050
Accounts payable and accrued liabilities	(22) (23)	-113,253	-12,633
Due to related parties	(11)	-426	80
Contract liabilities	(24)	15,332	13,798
<b>Working capital changes</b>		<b>-12,698</b>	<b>-7,003</b>
Employee benefits and restructuring paid	(23) (27)	-115,259	-113,948
Interest received	(7)	3,814	5,391
Income taxes paid	(29)	-65,206	-70,142
<b>Net cash flow from operating activities</b>		<b>1,481,059</b>	<b>1,458,026</b>
Capital expenditures paid	(32)	-742,530	-873,872
Proceeds from sale of plant, property and equipment	(15)	17,761	14,271
Purchase of investments	(19)	-302,446	-1,791
Proceeds from sale of investments	(19)	137,757	977
Acquisition of businesses, net of cash acquired	(34)	-4,992	-1,018
Sale of shares of associated companies	(18) (34)	19,543	127
<b>Net cash flow from investing activities</b>		<b>-874,906</b>	<b>-861,306</b>
Interest paid	(7)	-100,615	-108,303
Change in short-term debt	(21) (32)	-119,812	121,158
Repayments of short-term debt	(21) (32)	0	-240,000
Dividends paid	(28)	-153,364	-140,063
Acquisition of non-controlling interest	(34)	0	-110
Deferred consideration paid for business combinations	(34)	0	-3,503
Lease principal paid	(30)	-153,802	-149,482
<b>Net cash flow from financing activities</b>		<b>-527,593</b>	<b>-520,304</b>
Adjustment to cash flows due to exchange rate fluctuations, net	(3)	-7,975	246
<b>Net change in cash and cash equivalents</b>		<b>70,585</b>	<b>76,662</b>
Cash and cash equivalents beginning of period	(9)	140,293	63,631
Cash and cash equivalents end of period	(9)	210,879	140,293

See accompanying Notes to the Consolidated Financial Statements.  
The use of automated calculation systems may give rise to rounding differences.

**TELEKOM AUSTRIA AG – Consolidated Statement of Changes in Stockholders' Equity**

in TEUR	Common stock Par value	Treasury shares at cost	Additional paid-in capital	Retained earnings
<b>At January 1, 2019</b>	1,449,275	-7,803	1,100,148	603,632
Net result	0	0	0	326,963
Other comprehensive income (loss)	0	0	0	0
<b>Total comprehensive income</b>	0	0	0	326,963
Distribution of dividends	0	0	0	-139,458
Acquisition of non-controlling interests	0	0	0	50
<b>At December 31, 2019</b>	1,449,275	-7,803	1,100,148	791,187
Net result	0	0	0	388,421
Other comprehensive income (loss)	0	0	0	0
<b>Total comprehensive income</b>	0	0	0	388,421
Distribution of dividends	0	0	0	-152,740
Acquisition of non-controlling interests	0	0	0	0
<b>At December 31, 2020</b>	1,449,275	-7,803	1,100,148	1,026,869

See accompanying Notes to the Consolidated Financial Statements.

The use of automated calculation systems may give rise to rounding differences.

At December 31, 2019, TEUR 2,373 of the translation reserve relate to the investment in Telecom Liechtenstein, recognized as asset held for sale (see Note (18)).

CONSOLIDATED FINANCIAL STATEMENTS 2020

Remeasurement of defined benefit plans	Measurement of debt instruments	Hedging reserve	Translation reserve	Total	Non-controlling interests	Total stockholders' equity
-31,335	-68	-19,709	-647,175	2,446,965	2,655	2,449,620
0	0	0	0	326,963	479	327,442
-12,549	27	4,380	17,175	9,032	-2	9,030
-12,549	27	4,380	17,175	335,995	477	336,472
0	0	0	0	-139,458	-605	-140,063
0	0	0	0	50	-160	-110
-43,884	-42	-15,329	-630,000	2,643,552	2,367	2,645,919
0	0	0	0	388,421	403	388,824
-9,490	23	4,380	-82,536	-87,622	0	-87,622
<b>-9,490</b>	<b>23</b>	<b>4,380</b>	<b>-82,536</b>	<b>300,799</b>	<b>403</b>	<b>301,202</b>
0	0	0	0	-152,740	-624	-153,364
0	0	0	0	0	0	0
-53,374	-18	-10,949	-712,535	2,791,611	2,146	2,793,757

TELEKOM AUSTRIA AG – Notes to the Consolidated Financial Statements

(1) Segment Reporting

2020 (in TEUR)	Austria	Bulgaria	Croatia	Belarus
External revenues	2,602,651	507,229	422,509	402,599
Intersegmental revenues	19,456	6,580	5,553	2
<b>Total revenues (incl. other operating income)</b>	<b>2,622,107</b>	<b>513,808</b>	<b>428,063</b>	<b>402,601</b>
Segment expenses	-1,685,431	-321,401	-284,710	-229,763
<b>EBITDA</b>	<b>936,676</b>	<b>192,407</b>	<b>143,352</b>	<b>172,838</b>
Depreciation and amortization	-523,000	-117,772	-100,277	-63,508
<b>Operating income - EBIT</b>	<b>413,677</b>	<b>74,635</b>	<b>43,075</b>	<b>109,330</b>
Interest income	1,814	11	994	273
Interest expense	-26,134	-2,852	-6,327	-7,106
Other financial result	-5,919	9,278	-5,350	-11,058
Equity interest in net income of associated companies	0	0	0	0
<b>Earnings before income tax - EBT</b>	<b>383,438</b>	<b>81,072</b>	<b>32,392</b>	<b>91,439</b>
Income taxes	-112,811	7,997	-6,531	-15,557
<b>Net result</b>	<b>270,627</b>	<b>89,069</b>	<b>25,861</b>	<b>75,882</b>
EBITDA margin	35.7%	37.4%	33.5%	42.9%
Capital expenditures - intangible	134,435	10,697	8,584	7,678
Capital expenditures - tangible	321,990	46,500	41,029	19,111
<b>Total capital expenditures</b>	<b>456,425</b>	<b>57,197</b>	<b>49,613</b>	<b>26,789</b>
Addition to right-of-use assets	50,396	31,570	7,592	16,855
Assets by segment	5,470,276	1,017,038	649,117	359,660
Property, plant and equipment	1,924,925	221,778	235,246	137,770
Right-of-use assets, net	480,662	128,003	52,934	29,163
Goodwill	708,212	242,691	125,653	10,713
Brand names and patents	158,351	4,899	0	0
Licenses and other rights	870,650	16,191	38,809	44,651
Other intangible assets	207,798	37,195	48,049	14,649
Liabilities by segment	-2,768,065	-230,276	-416,398	-131,387
2019 (in TEUR)	Austria	Bulgaria	Croatia	Belarus
External revenues	2,624,025	476,970	424,082	426,111
Intersegmental revenues	24,088	9,254	8,750	24
<b>Total revenues (incl. other operating income)</b>	<b>2,648,113</b>	<b>486,223</b>	<b>432,832</b>	<b>426,135</b>
Segment expenses	-1,726,803	-306,829	-287,723	-235,189
<b>EBITDA</b>	<b>921,310</b>	<b>179,395</b>	<b>145,109</b>	<b>190,946</b>
Depreciation and amortization	-505,494	-112,503	-104,032	-90,289
<b>Operating income - EBIT</b>	<b>415,816</b>	<b>66,891</b>	<b>41,077</b>	<b>100,657</b>
Interest income	1,739	1	2,244	255
Interest expense	-26,197	-3,419	-6,696	-5,614
Other financial result	-10,566	-23,095	-1,813	2,118
Equity interest in net income of associated companies	127	0	0	0
<b>Earnings before income tax - EBT</b>	<b>380,918</b>	<b>40,379</b>	<b>34,813</b>	<b>97,415</b>
Income taxes	-107,428	-16,641	-10,477	-16,114
<b>Net result</b>	<b>273,490</b>	<b>23,738</b>	<b>24,336</b>	<b>81,301</b>
EBITDA margin	34.8%	36.9%	33.5%	44.8%
Capital expenditures - intangible	146,588	15,362	22,470	72,842
Capital expenditures - tangible	380,277	63,176	64,161	32,264
<b>Total capital expenditures</b>	<b>526,865</b>	<b>78,539</b>	<b>86,631</b>	<b>105,106</b>
Addition to right-of-use assets	47,638	26,647	8,506	22,631
Assets by segment	5,550,511	991,710	722,194	504,643
Property, plant and equipment	1,891,151	237,154	259,866	199,334
Right-of-use assets, net	533,053	133,413	62,112	42,228
Goodwill	708,212	242,691	127,298	14,405
Brand names and patents	158,351	6,235	0	0
Licenses and other rights	879,138	27,672	48,805	75,737
Other intangible assets	200,978	45,069	57,689	24,028
Liabilities by segment	-3,109,539	-293,290	-512,615	-198,930



CONSOLIDATED FINANCIAL STATEMENTS 2020

Slovenia	Serbia	North Macedonia	Corporate & Other	Eliminations	Consolidated
202,095	281,483	120,788	10,055	0	4,549,409
2,946	4,692	1,121	10,905	-51,256	0
<b>205,041</b>	<b>286,175</b>	<b>121,910</b>	<b>20,960</b>	<b>-51,256</b>	<b>4,549,409</b>
-146,344	-198,541	-79,401	-76,887	49,859	-2,972,619
<b>58,697</b>	<b>87,634</b>	<b>42,509</b>	<b>-55,927</b>	<b>-1,397</b>	<b>1,576,790</b>
-44,289	-54,743	-28,956	-4,603	-703	-937,850
<b>14,408</b>	<b>32,892</b>	<b>13,553</b>	<b>-60,530</b>	<b>-2,100</b>	<b>638,940</b>
225	234	200	28,493	-28,467	3,777
-1,404	-2,914	-1,360	-84,396	28,584	-103,909
14	17	-267	316,174	-319,286	-16,397
0	0	0	-11,560	0	-11,560
<b>13,242</b>	<b>30,229</b>	<b>12,126</b>	<b>188,181</b>	<b>-321,269</b>	<b>510,851</b>
-2,262	31	-1,591	8,331	365	-122,027
<b>10,980</b>	<b>30,260</b>	<b>10,535</b>	<b>196,513</b>	<b>-320,903</b>	<b>388,824</b>
28.6%	30.6%	34.9%	n.a.	n.a.	34.7%
2,773	2,670	2,465	3,343	0	172,645
14,906	24,240	10,271	744	0	478,790
<b>17,678</b>	<b>26,909</b>	<b>12,736</b>	<b>4,087</b>	<b>0</b>	<b>651,435</b>
23,770	12,280	1,415	17	0	143,896
508,402	420,685	217,060	7,893,302	-8,323,567	8,211,974
64,245	90,872	74,446	2,248	1,615	2,753,145
70,881	63,802	26,790	842	0	853,078
150,723	0	29,963	16,055	0	1,284,010
1,415	4,139	0	2,525	0	171,329
60,161	100,370	19,694	243	-3,297	1,147,472
19,423	17,494	7,903	6,568	142	359,222
-134,407	-118,175	-61,744	-3,329,308	1,771,541	-5,418,217
Slovenia	Serbia	North Macedonia	Corporate & Other	Eliminations	Consolidated
205,851	277,351	121,358	9,419	0	4,565,166
3,541	6,451	1,414	9,670	-63,192	0
209,392	283,803	122,772	19,089	-63,192	4,565,166
-150,354	-200,354	-79,579	-77,316	59,604	-3,004,542
59,038	83,449	43,193	-58,227	-3,588	1,560,624
-44,377	-55,722	-31,041	-3,775	1,428	-945,806
<b>14,660</b>	<b>27,727</b>	<b>12,151</b>	<b>-62,002</b>	<b>-2,160</b>	<b>614,818</b>
456	239	282	30,535	-30,401	5,350
-1,709	-3,583	-2,094	-84,168	30,545	-102,935
-61	619	22	524,414	-526,950	-35,312
0	0	0	-443	0	-316
<b>13,347</b>	<b>25,002</b>	<b>10,362</b>	<b>408,336</b>	<b>-528,966</b>	<b>481,605</b>
-819	-360	-1,361	-1,369	405	-154,164
<b>12,528</b>	<b>24,642</b>	<b>9,001</b>	<b>406,967</b>	<b>-528,561</b>	<b>327,442</b>
28.2%	29.4%	35.2%	n.a.	n.a.	34.2%
5,215	7,451	2,431	1,545	0	273,906
19,323	28,315	16,680	1,714	0	605,910
<b>24,538</b>	<b>35,767</b>	<b>19,111</b>	<b>3,259</b>	<b>0</b>	<b>879,816</b>
12,283	9,057	5,385	676	0	132,824
501,134	427,184	228,113	8,014,810	-8,454,282	8,486,017
74,217	90,224	80,703	4,094	3,514	2,840,257
70,524	67,584	31,774	1,269	0	941,957
148,024	0	30,065	8,151	0	1,278,845
746	4,446	0	2,056	0	171,834
64,735	114,470	22,109	0	-4,545	1,228,121
19,722	21,927	10,709	4,006	142	384,269
-138,064	-155,158	-82,843	-3,510,198	2,160,537	-5,840,098

A1 Telekom Austria Group has aligned its management structure and the resulting segment reporting on geographical markets and based on this reports its seven operating segments: Austria, Bulgaria, Croatia, Belarus, Slovenia, Serbia and North Macedonia.

The Management Board of A1 Telekom Austria Group, which regularly meets in Management Board meetings, acts as the chief operating decision maker. Members of the Management Board are the Group CEO, the Group COO and the Group CFO (see Note (36)). The Management Board focuses on revenue, EBITDA and capital expenditures (CAPEX).

The accounting policies of the segments are the same as those of A1 Telekom Austria Group. Intercompany lease transactions are not recognized as right-of-use assets and lease liabilities according to IFRS 16, but recognized as expense and revenue and eliminated such as other intercompany transactions. The segments offer the services and products disclosed in Note (5), for brand names, see Note (16).

Segment revenues, segment expenses and segment results include deliveries and services between operating segments. Such deliveries and services are accounted for at transfer prices that are constantly monitored and documented to ensure that pricing is at arm's length. These intersegmental transactions are eliminated in consolidation. The column Corporate & Other comprises mainly holding companies, the Group financing company as well as A1 Digital, which focuses its business activities on the CEE region and Germany and which will be further expanded internationally.

Other financial result reported in the column Corporate & Other relates mostly to dividend income as well as to reversals of impairment and impairments of investments in fully consolidated subsidiaries that have no impact on the Consolidated Financial Statements and are therefore consolidated in the Eliminations column. The column Corporate & Other is reported in addition to the column Eliminations for reasons of clarity.

The Eliminations column contains intersegment consolidation entries and the reconciliation of segment assets and liabilities to consolidated total assets and liabilities.

None of the segments records revenues from transactions with a single external customer amounting to at least 10% or more of A1 Telekom Austria Group's revenues.

Depreciation and amortization relate to property, plant and equipment, other intangible assets and right-of-use assets (see Notes (15), (16) and (30)). The item other financial result in the segment reporting includes interest on employee benefits and restructuring, the other financial result as well as foreign exchange differences (see Note (7)).

EBITDA is defined as net income excluding income taxes, financial result, depreciation and amortization as well as, if applicable, impairment charges and reversal of impairment charges. The EBITDA margin is calculated by dividing EBITDA by total revenues (including other operating income).

Capital expenditures include additions to intangible and tangible assets including interest capitalized (see Notes (7), (15) and (16)), but do neither include additions related to asset retirement obligations nor additions to right-of-use assets according to IFRS 16 (see Notes (23) and (30)).

## (2) The Company

Telekom Austria Aktiengesellschaft ("Telekom Austria AG") is headquartered in Austria at Lassallestrasse 9, 1020 Vienna and is a registered stock corporation within the meaning of the Austrian Stock Corporation Act. Telekom Austria AG and its subsidiaries ("A1 Telekom Austria Group") provide the services and products listed in revenues (Note (5)) in Austria, Bulgaria, Croatia, Belarus, Slovenia, Serbia and North Macedonia.

The ultimate parent company of A1 Telekom Austria Group is América Móvil, S.A.B. de C.V. ("América Móvil"), which is located in Mexico. The Federal Republic of Austria, through Österreichische Beteiligungs AG ("ÖBAG"), is the second significant shareholder of A1 Telekom Austria Group. América Móvil's and ÖBAG's stakes in A1 Telekom Austria Group are disclosed in Note (28).

In addition to the related party transactions disclosed in Note (11), the Federal Republic of Austria regulates certain activities of A1 Telekom Austria Group in Austria via the Rundfunk und Telekom Regulierungs-GmbH (RTR). In addition, the government holds the taxing authority for the Austrian operations of A1 Telekom Austria Group and imposes taxes such as corporate income tax and value-added taxes.

### (3) Basis of Presentation

#### Functional currency

The Consolidated Financial Statements of A1 Telekom Austria Group are prepared in euro. Unless indicated otherwise, all amounts are reported in thousand euro (TEUR). The use of automated calculation systems may give rise to rounding differences.

Financial statements of subsidiaries where the functional currency is a currency other than the euro are translated using the functional currency principle. For these entities, assets and liabilities are translated using the year-end exchange rates, while revenues and expenses are translated using the average exchange rates prevailing during the year. The resulting foreign currency translation is recognized in other comprehensive income (OCI) and until the disposal of the respective subsidiary presented in the translation reserve in stockholders' equity.

Gains and losses that arise from exchange rate fluctuations between the recognition of the transaction and payment date or translation at year-end are recognized in the financial result.

The following table provides the exchange rates for the currencies in which A1 Telekom Austria Group mainly conducts its transactions:

	Exchange rates at December 31 ,		Average exchange rates for the year	
	2020	2019	2020	2019
Bosnian Convertible Mark (BAM)	1.9558	1.9558	1.9558	1.9558
Great Britain Pound (GBP)	0.8990	0.8508	0.8893	0.8771
Bulgarian Lev (BGN)	1.9558	1.9558	1.9558	1.9558
Croatian Kuna (HRK)	7.5369	7.4395	7.5331	7.4181
Macedonian Denar (MKD)	61.6940	61.4856	61.6741	61.5056
Polish Zloty (PLN)	4.5597	4.2568	4.4438	4.2968
Romanian Leu (RON)	4.8683	4.7830	4.8382	4.7468
Swiss Franc (CHF)	1.0802	1.0854	1.0704	1.1122
Serbian Dinar (RSD)	117.5802	117.5928	117.5779	117.8463
Czech Koruna (CZK)	1.0802	25.4080	1.0704	25.6685
Turkish Lira (TRY)	9.1131	6.6843	8.0414	6.3664
Hungarian Forint (HUF)	363.8900	330.5300	351.1377	325.3942
US Dollar (USD)	1.2271	1.1234	1.1414	1.1189
Belarusian Ruble (BYN)	3.1680	2.3524	2.7873	2.3392

#### Accounting

A1 Telekom Austria Group prepared the Consolidated Financial Statements as of December 31, 2020 in compliance with the International Financial Reporting Standards (IFRS/IAS), issued by the International Accounting Standards Board (IASB), the interpretations of the IFRS Interpretations Committee (IFRIC) and the interpretation of the former Standards Interpretation Committee (SIC), effective as of December 31, 2020 and as endorsed by the European Union, as well as in accordance with the supplemental regulations of Section 245a of the Austrian Commercial Code (UGB).

#### Significant accounting policies

The general accounting policies are presented in the respective Notes to the Statement of Comprehensive Income and the Statement of Financial Position.

### Changes in accounting policies

With the exception of the amendment to IFRS 16, the following amendments to existing and new IFRS are effective as of January 1, 2020.

IFRS 3	Amendments: Definition of a Business
IAS 1 and 8	Amendments: Definition of Material
Framework	Amendments: References to the Conceptual Framework
IFRS 9, IAS 39 and IFRS 7	Amendments: Interest Rate Benchmark Reform (Phase 1)
IFRS 16	Amendments: COVID-19-Related Rent Concessions

The amendments to IFRS 16 are effective as of June 1, 2020 and were applied retrospectively as of January 1, 2020.

The initial application of the standards (IAS, IFRS) mentioned above had an insignificant impact on the Consolidated Financial Statements since the amendments were only partially applicable. For the application of IFRS 16, see Impact of COVID-19.

### Impact of COVID-19

The outbreak of the COVID-19 pandemic in the first quarter of 2020 and the resulting restrictions in public life triggered a global economic crisis that varied greatly depending on the sector of the economy. After a recovery during summer, a second wave of infection led to further economic disruption in the fourth quarter of 2020. In particular during the lockdown periods, the telecommunications industry provided essential communication services. Thus, A1 Telekom Austria Group's business was impacted to a relatively lower extent. Its stable networks enabled A1 Telekom Austria Group to deal with the increase in data and voice traffic without noteworthy shortfalls.

The Management Board of A1 Telekom Austria Group continually monitors health and economic developments with the assistance of an emergency task force in order to be able to quickly respond to changing conditions.

### Revenues, Total Cost and Expenses, Capital Expenditures

Due to travel restrictions imposed by the governments, roaming traffic and thus roaming revenues decreased significantly. Total service revenues remained stable, as the decrease in roaming revenues was compensated by strong demand for higher fixed-line bandwidths and for mobile WiFi routers, both driven by increased home office and distance learning. Although in 2020 equipment revenues almost reached last year's level, the quantity of equipment sold declined, partially impacted by closed shops during lockdown (see Note (5)).

A1 Telekom Austria Group was able to reduce total cost and expenses by prudent spending policies (see Note (6)). Selling and marketing expenses declined due to fewer promotional campaigns during the COVID-19 pandemic. Roaming expense was also reduced due to travel restrictions. Furthermore, travel and training expense declined.

The described negative roaming impact on earnings before interest, tax, depreciation and amortization (EBITDA) amounts to approximately 4%.

In 2020, capital expenditures were reduced due to lower investments in network infrastructure and in information and communication technology ("ICT") customer projects as well as due to the Group-wide optimization of the internal project portfolio (see Note (1) and table "Reconciliation of capital expenditures paid to capital expenditures" in Note (32)).

### Bad Debt

Since the beginning of the economic crisis, A1 Telekom Austria Group has been monitoring customer payment behavior more closely. In 2020, no significant changes were yet observed. It is assumed that liquidity in enterprises and the population was also maintained by government support in all countries. However, forecasts related to economic development and expected insolvencies show a negative trend. Due to this adverse outlook, A1 Telekom Austria Group estimates higher expected credit losses and thus increased its general loss allowance for accounts receivable not yet due from subscribers and from installment sales. The effect of this increase in the loss allowance was recognized in bad debt expense in the line item "Selling, general and administrative expenses" (see Notes (6) and (33)).

### Relief and Support Measures

In the reporting period, A1 Telekom Austria Group recognized government assistance in the amount of TEUR 1,100 in employee expenses. These government assistances related mainly to exemptions of certain social security contributions in Slovenia and to refunds for specified employees who were unable to work from home in Austria (see Note (6)). For the investment grant recognized in property, plant and equipment, which was introduced in Austria to stimulate the economy, see Note (15).

### Impairment Test

Even though COVID-19 caused an economic downturn, the telecommunications industry is expected to be quite resilient as many countries intend to focus their investments on digitalization due to the lockdown experiences. The analysis of internal sources indicates that the economic performance expected, net future cash flows and business models are expected to be stable due to the crises-proof demand for reliable connectivity. Due to temporary restrictions of international travel, short-term planning is based on reduced roaming revenues and expenses. In the medium term, the ongoing digitalization is expected to lead to an upturn. Effects of external sources such as market capitalization and market yields are reflected in the weighted average costs of capital (WACCs), which are disclosed in Note (17). Taking into account the effects described, the values in use of the cash-generating units continue to exceed their carrying amounts, and therefore no impairment was recognized in 2020.

### COVID-19-Related Rent Concessions

Based on the amendment to IFRS 16 "COVID-19-Related Rent Concessions", lessees are exempted from assessing whether a COVID-19-related rent concession is a lease modification. Reductions in lease payments (such as forgiveness of payments) are reported as negative variable lease payments in the statement of comprehensive income in the period in which the event occurs and the lease liability is reduced correspondingly. Deferred lease payments only affect the timing of the individual payments. A1 Telekom Austria Group applied the practical expedient to all rent concessions meeting the requirements. The amount recognized in the statement of comprehensive income is disclosed in Note (30).

The following standards and interpretations were issued by the IASB, but were not effective at the reporting date. A1 Telekom Austria Group has not early adopted these standards and interpretations and will apply them as of their effective date.

		Effective*	Effective**
IFRS 9, IAS 39, IFRS 7, IFRS 4, IFRS 16	Amendments: Interest Rate Benchmark Reform (Phase 2)	January 1, 2021	January 1, 2021
IFRS 4	Amendments: Insurance Contracts - deferral of IFRS 9	January 1, 2021	January 1, 2021
IAS 37	Amendments: Onerous Contracts - Cost to Fulfilling a Contract	January 1, 2022	not endorsed
IFRS 3	Amendments: Reference to the Conceptual Framework	January 1, 2022	not endorsed
IFRS 1, IFRS 9, IAS 41, IFRS 16	Annual improvements 2018-2020	January 1, 2022	not endorsed
IAS 16	Amendments: Proceeds before Intended Use	January 1, 2022	not endorsed
IAS 1	Amendments: Classification of Liabilities as Current or Non-Current	January 1, 2023	not endorsed
IFRS 17	Insurance Contracts	January 1, 2023	not endorsed

\* This standard/interpretation is effective for annual periods beginning on or after the presented date (in accordance with IASB).

\*\* This standard/interpretation is effective for annual periods beginning on or after the presented date (in accordance with EU endorsement).

A1 Telekom Austria Group is evaluating the impact of these standards and interpretations on the Consolidated Financial Statements.

## (4) Use of Estimates and Judgements

The preparation of the Consolidated Financial Statements requires the Management Board to make estimates and assumptions in the course of applying A1 Telekom Austria Group's accounting policies that affect assets and liabilities recognized and contingent liabilities reported at the end of any given period, and revenues and expenses for that reported period. Actual results may differ from these estimates.

Additionally, at the reporting date, the Management Board has to make key assumptions and judgements concerning the future and has to identify other key sources of estimation uncertainty that are subject to the risk of a material change in the carrying amounts of assets and liabilities in the next financial year. For all sensitivity analyses, the remaining parameters of the original calculation remain unchanged, thus no possible correlation effects are taken into account.

- a) Revenues: Changes in the allocation of the transaction prices of multi-element arrangements for goods and services as well as changes in the expected average contractual term may lead to a shift in timing of revenue recognized (see Note (5)).

- b) Employee benefit plans: The measurement of pension plans as well as severance and service awards is based on a method that uses various parameters, such as the expected discount rate, salary and pension increases, mortality rate and rate of employee turnover. Changes in these parameters could result in higher or lower expenses (see Note (27)).
- c) Impairments: The impairment test for goodwill, other intangible assets, right-of-use assets and property, plant and equipment is generally based upon discounted estimated future net cash flows from the continuing use and ultimate disposal of the assets. Changes in the discount rates used, in the development of revenues, in cost drivers as well as in capital expenditures could lead to impairments or, to the extent permitted, to reversals of impairments (see Note (17)). For more information on the carrying amounts of goodwill, other intangible assets, right-of-use assets and property, plant and equipment, see Notes (17), (16), (30) and (15).
- d) The estimated useful lives of property, plant and equipment and intangible assets subject to depreciation and amortization represent the estimated periods during which the assets will be in use. With respect to changes in depreciation and amortization resulting from changes in the useful lives, see Notes (15) and (16).
- e) Income tax: In assessing the recoverability of deferred tax assets, the Management Board considers whether it is probable that all deferred tax assets can be realized. The ultimate realization of deferred tax assets depends upon the generation of future taxable income during the periods in which those temporary differences will become deductible. If A1 Telekom Austria Group does not generate sufficient taxable income, deferred tax assets cannot be realized and therefore will not be recognized (see Note (29)).
- f) Restructuring (includes provisions for onerous contracts according to IAS 37 as well as provisions for social plans according to IAS 19): The provision is based on various parameters such as discount rate, salary increase and the probability of the acceptance of termination offers. Changes in these parameters could result in higher or lower expenses (see Note (23)).
- g) Loss allowances for financial assets and contract assets are based on the estimated probability of default. Deviation of actual customer behavior may result in higher or lower expenses (see Note (33)).
- h) Asset retirement obligation: The calculation of the provision is based on parameters such as estimated decommissioning costs, estimated term until dismantling, discount rate and inflation rate. Changes in these parameters may result in higher or lower provisions (see Note (23)).
- i) Leases: IFRS 16 requires estimates that affect the measurement of right-of-use assets as well as lease liabilities. These include mainly the effects on the term of the leases from any options to extend or to terminate a lease contract and the incremental borrowing rate applied to discount the future payment obligations (see Note (30)).

## (5) Revenues

Operating revenues include all revenues resulting from the ordinary operations of A1 Telekom Austria Group. Operating revenues are stated net of value-added tax and any other taxes and fees, collected from the customer on behalf of tax and other relevant authorities.

A1 Telekom Austria Group generates revenues from the sale of end-user terminal equipment as well as fixed-line services and mobile communication services to individuals, commercial and non-commercial organizations and other national and foreign carriers. Furthermore, A1 Telekom Austria Group offers innovative digital products, cloud and IoT services as well as mobile payment services.

Fixed-line services include access fees, domestic and long distance services including Internet services, fixed-to-mobile calls, international traffic, voice value-added services, interconnection, call center services, data and ICT solutions, television services, IPTV and smart home services.

CONSOLIDATED FINANCIAL STATEMENTS 2020

Mobile communications services comprise digital mobile communications services including value-added services, such as text and multimedia messaging, m-commerce, information and entertainment services (for example mobile television, streaming of music, etc.).

The following table shows the disaggregated revenues per product line and segment:

2020 (in TEUR)	Austria	Bulgaria	Croatia	Belarus	Slovenia	Serbia	North Macedonia	Other*	Consolidated
Mobile service revenues	939,963	271,007	233,418	242,301	112,787	205,670	74,975	-9,057	2,071,064
Fixed-line service revenues	1,377,293	131,292	125,609	45,559	42,302	8,440	23,590	-20,621	1,733,463
<b>Service revenues</b>	<b>2,317,256</b>	<b>402,299</b>	<b>359,028</b>	<b>287,859</b>	<b>155,088</b>	<b>214,110</b>	<b>98,565</b>	<b>-29,678</b>	<b>3,804,527</b>
Mobile equipment revenues	218,343	99,761	56,920	87,246	42,789	65,994	21,942	582	593,577
Fixed-line equipment revenues	37,837	7,280	1,872	14,212	3,377	2	840	361	65,781
<b>Equipment revenues</b>	<b>256,180</b>	<b>107,041</b>	<b>58,792</b>	<b>101,458</b>	<b>46,166</b>	<b>65,996</b>	<b>22,782</b>	<b>943</b>	<b>659,358</b>
Other operating income	48,671	4,469	10,243	13,284	3,787	6,070	563	-1,561	85,525
<b>Total revenues (incl. OOI)</b>	<b>2,622,107</b>	<b>513,808</b>	<b>428,063</b>	<b>402,601</b>	<b>205,041</b>	<b>286,175</b>	<b>121,910</b>	<b>-30,296</b>	<b>4,549,409</b>

2019 (in TEUR)	Austria	Bulgaria	Croatia	Belarus	Slovenia	Serbia	North Macedonia	Other*	Consolidated
Mobile service revenues	926,142	260,566	240,225	272,466	119,971	196,215	74,906	-15,202	2,075,288
Fixed-line service revenues	1,394,176	117,890	128,187	47,801	37,809	8,224	24,031	-27,929	1,730,188
<b>Service revenues</b>	<b>2,320,317</b>	<b>378,455</b>	<b>368,412</b>	<b>320,267</b>	<b>157,780</b>	<b>204,439</b>	<b>98,937</b>	<b>-43,131</b>	<b>3,805,476</b>
Mobile equipment revenues	231,625	94,394	56,680	89,374	47,414	76,034	21,778	433	617,732
Fixed-line equipment revenues	36,969	5,053	1,647	1,672	794	0	561	-573	46,123
<b>Equipment revenues</b>	<b>268,593</b>	<b>99,447</b>	<b>58,327</b>	<b>91,046</b>	<b>48,208</b>	<b>76,034</b>	<b>22,339</b>	<b>-140</b>	<b>663,855</b>
Other operating income	59,202	8,321	6,094	14,822	3,404	3,330	1,495	-833	95,836
<b>Total revenues (incl. OOI)</b>	<b>2,648,113</b>	<b>486,223</b>	<b>432,832</b>	<b>426,135</b>	<b>209,392</b>	<b>283,803</b>	<b>122,772</b>	<b>-44,103</b>	<b>4,565,166</b>

\*Other includes: Corporate & Other and Eliminations

The following table shows revenues from customer contracts and from other sources:

in TEUR	2020	2019
Service revenues	3,792,454	3,792,663
Equipment revenues	657,454	661,361
<b>Total customer contract revenues</b>	<b>4,449,908</b>	<b>4,454,023</b>
Other service revenues	12,073	12,813
Other equipment revenues	1,904	2,494
Other operating income	85,525	95,836
<b>Total revenues from other sources</b>	<b>99,501</b>	<b>111,143</b>
<b>Total revenues (incl. other operating income)</b>	<b>4,549,409</b>	<b>4,565,166</b>

For the impact of COVID-19 on revenues, see Note (3).

Other service revenues include essentially income from the rental of private automatic branch exchange equipment ("PABX"), set-top boxes, routers, servers, mobile devices and equipment for fixed-line customers as well as telecommunication circuits (see Note (30)).

Other equipment revenues include mainly revenues from finance lease (see Note (30)).

Other operating income comprises mainly collection fees, penalties, revenues from the sale of solar energy, rental income and gain on disposal of tangible assets. The reduction in 2020 is due to income resulting from a real estate sale in Austria in 2019. Furthermore, income from collections of impaired receivables is included (see Note (33)). In 2020, other operating income includes tax exempted research bonuses amounting to TEUR 1,020 (2019: TEUR 1,026).

### Accounting principles

Service revenues are recognized upon providing the service and are generally billed on a monthly basis. Certain SIM card services, access fees, monthly base fees, maintenance contracts, services and leased line revenues for business customers are to some extent billed in advance. These fees and revenues are deferred in contract liabilities (see Note (24)) and recognized as income over the period or at the time the service is provided.

In accordance with contract terms, equipment revenues are recognized upon delivery and acceptance by the customers. For sales that are neither part of multiple-element arrangements nor installment sales, customers pay at the time of sale. For sales that are part of multiple-element arrangements, customers pay the amount recognized in contract assets as part of the monthly fees invoiced over the term of the contract. In case of installment sales, customers pay equal installments over the term of the contract.

Receivables and revenues from installment sales are not discounted if the period between the provision of goods and services and the payment is less than one year or if the discounting effect is insignificant. The materiality of the discounting effect of receivables with remaining terms of more than one year is assessed on an individual contract level. In 2020 and 2019, a discounting effect had to be recognized in Belarus only, the corresponding accretion effect of TEUR 4,579 and TEUR 4,919, respectively, is recognized in equipment revenues.

When equipment is sold through dealers, these distributors are considered agents, i.e. the revenue is recognized once the mobile devices are sold to end customers. At the same time, dealer subsidies are treated as a reduction in revenue.

Certain arrangements require A1 Telekom Austria Group to supply multiple deliverables. For mobile communication, these multiple-element arrangements typically include the sale of a handset, the activation fee, the service contract and, in Austria, the yearly SIM card fee. For fixed-line, these arrangements typically include Internet and fixed-line services including installation, a yearly Internet service fee in Austria and optional TV and mobile communication services.

If the requirements of IFRS 15 are met, A1 Telekom Austria Group generally determines that such arrangements are divided into separate "units of account" based on a determination of a separable benefit for the end customer for each deliverable on a standalone basis, thus constituting separate performance obligations.

Transaction prices are allocated to the individual performance obligations by reference to the relative stand-alone selling prices of the underlying products and services. The stand-alone selling prices of products are based on the market prices of alternative providers whereas the stand-alone selling prices of services are available separately, as services are also offered on a stand-alone basis, i.e. without hardware.

Customer loyalty programs, which lead to claims for the acquisition of new mobile handsets or accessories on the basis of sales made and which are settled with customers in the form of bonus points, are included in the calculation of multiple deliverables as well. Revenue is reduced at the time of the granting of the award credits, while revenue is recognized once the bonus points are redeemed or the awards expire. The stand-alone selling prices of bonus points are determined based on the stand-alone selling prices of the future services, adjusted for the probability of usage.

For the majority of the contracts, A1 Telekom Austria Group applies the practical expedient according to IFRS 15 to pool similar contracts into portfolios, based on contract characteristics and duration. Only a small number of more complex contracts with major clients is calculated on individual contract basis.

A1 Telekom Austria Group recognizes revenue from connection and roaming services to its customers based upon calling minutes or data volume used as income at the time that the service is provided, as long as connection and roaming services are not covered by contractually agreed fee schedules.

Revenues due from other national and foreign carriers for incoming calls from outside A1 Telekom Austria Group's network (interconnection) and roaming revenues are recognized in the period the call occurs or the data volume is used.



For certain contracts for mobile value-added services and partly for (digital) services, such as cloud software, A1 Telekom Austria Group acts as an agent and thus records its revenues on a net basis, i.e. deducting supplier costs.

Cash discounts and discounts granted retrospectively are accounted for as a reduction in revenue when granted. The discounts are calculated on an individual customer basis depending on the service revenue generated.

Discounts (standardized multiple-element subsidies) are generally included in the multiple-element calculation leading, in the case of pure service contracts, to an equal reduction of revenue over the term of the contract. In multiple-element contracts, discounts are usually allocated to separate performance obligations according to the method of relative stand-alone prices, whereby a part of the revenue for equipment is reduced at a certain point in time and the other part of the revenue from services is reduced over a period of time.

Due to the volumes they purchase, certain customers are granted also discounts on hardware and sometimes on services during the term of the service contract in addition to standardized multiple-element subsidies. These discounts are included in the multiple-element calculation as well ("discounts granted for hardware").

There are neither substantial warranties exceeding legal warranty obligations nor significant obligations for returns.

At December 31, 2020, the total transaction price of the unfulfilled (or partly unfulfilled) performance obligations relating to multiple-element arrangements amounted to TEUR 837,187 (2019: TEUR 830,005), and will be realized over a contract term of twelve to 33 months as a general rule. For performance obligations recognized at the amount to which A1 Telekom Austria Group has a right to invoice, the transaction price of unfulfilled performance obligations and timing of revenue recognition are not disclosed. These disclosures refer to transactions within the scope of IFRS 15 only, thus they do not include those parts of the transaction price relating to performance obligations that are not within the scope of this standard, such as leasing.

## (6) Cost and Expenses

The following table shows cost and expenses according to type:

in TEUR	2020	2019
Cost of equipment	652,416	653,812
Employee expenses, including benefits and taxes	908,175	913,394
Other operating expenses	1,412,027	1,437,337
<b>Total cost and expenses</b>	<b>2,972,619</b>	<b>3,004,542</b>

For the impact of COVID-19 on cost and expenses, see Note (3).

The cost of equipment corresponds to material expense. Employee expenses, including social benefits and taxes, comprise all benefits to employees excluding own work capitalized, which is reported on a net basis.

in TEUR	2020	2019
Own work capitalized	61,218	71,564

Own work capitalized represents the work performed for own purposes consisting mainly of employee costs and direct overheads capitalized primarily as part of property, plant and equipment. For the capitalization of internally developed software, see Note (16).

Impairment losses of accounts receivable: subscribers, distributors and other, classified at amortized cost, are reported in bad debt expense in the line item "Selling, general and administrative expenses" and amount to (see Note (33)):

in TEUR	2020	2019
Impairment losses	59,519	48,357

The increase is due mainly to higher expected credit risk related to COVID-19 (see Note (3)).

The line item "Depreciation and amortization" in the Consolidated Statement of Comprehensive Income is allocated as follows:

in TEUR	2020	2019
Cost of service	796,606	774,839
Cost of equipment	16,058	16,503
Selling, general & administrative expenses	125,187	154,464
<b>Depreciation and amortization</b>	<b>937,850</b>	<b>945,806</b>

The decrease in selling, general and administrative expenses is due to the completion of the harmonization of brand names in 2019 (see Note (16)).

At the Annual General Meeting, Ernst & Young Wirtschaftsprüfungsgesellschaft m.b.H. (EY) was appointed as group auditor for Telekom Austria AG. Expenses related to the group auditor amount to:

in TEUR	2020	2019
Audit fees	1,047	1,057
Other reviews	44	25
Other services	15	101
<b>Fees EY</b>	<b>1,105</b>	<b>1,183</b>

In 2020 and 2019, other reviews relate to expenses incurred for the certification of the internal control system according to ISAE3402-1 requested by customers.

## (7) Financial Result

in TEUR	2020	2019
Interest income on financial assets at amortized cost	3,585	5,152
Interest income on investments at fair value through profit or loss	27	57
Interest income on investments at fair value through other comprehensive income	4	7
Interest income on finance lease	162	134
<b>Interest income</b>	<b>3,777</b>	<b>5,350</b>

in TEUR	2020	2019
Interest expense on financial liabilities at amortized cost	87,924	85,243
Interest expense on lease liabilities	14,914	17,494
Interest capitalized	-1,200	-3,177
Interest expense on asset retirement obligations	2,239	3,317
Interest expense on deferred consideration	32	57
<b>Interest expense</b>	<b>103,909</b>	<b>102,935</b>

Interest is recognized using the effective interest method. Interest expense on financial liabilities at amortized cost is primarily due to issued bonds and the release of the hedging reserve (see Notes (25) and (33)). For interest expense on lease liabilities and on asset retirement obligations, see Notes (30) and (23). For interest expense on deferred consideration, see Note (26).

Borrowing costs that are directly attributable to the acquisition, construction or production of a qualifying asset are capitalized as part of the cost of the asset. A qualifying asset is an asset that requires a substantial period of time to be prepared for its intended use. In 2020, interest capitalized on internally developed software as well as on qualifying assets of property, plant and equipment (see Notes (15) and (16)) was based on an interest rate of 3.0% (2019: 2.9%), while until 2019 the interest capitalized for licenses acquired in Austria in 2013 was based on an interest rate of 3.125%, which was derived from a specific financing facility.

in TEUR	2020	2019
Interest expense on employee benefit obligations	3,313	8,098
Interest expense on restructuring provisions	2,119	3,304
Fees for unused credit lines	2,364	2,409
Dividends received	-319	-252
Loss on disposal of debt instruments at fair value through other comprehensive income	22	18
Result from other investments	0	-240
Interest on taxes	-9,157	24,324
Income from measurement of instruments at fair value through profit or loss	-1,386	-1,835
Loss from measurement of instruments at fair value through profit or loss	571	22
<b>Interest on employee benefits and restructuring and other financial items, net</b>	<b>-2,474</b>	<b>35,847</b>

Restructuring provisions contain onerous contracts in accordance with IAS 37 as well as provisions for social plans in accordance with IAS 19.

For information on the interest rate for restructuring provisions and employee benefit obligations, see Notes (23) and (27). In the years reported, interest on taxes mainly relates to a tax audit in Bulgaria (see Note (29)).

in TEUR	2020	2019
Foreign exchange gains	13,910	8,141
Foreign exchange losses	-32,781	-7,606
<b>Foreign exchange differences</b>	<b>-18,871</b>	<b>535</b>

The increase in foreign exchange losses in 2020 is mainly due to the development of the Belarusian ruble (see Note (3)).

## (8) Earnings per Share

Basic and diluted earnings per share are calculated by dividing the net income or loss by the weighted average number of common shares outstanding for the year:

	2020	2019
Net result attributable to owners of the parent in TEUR	388,421	326,963
Weighted average number of common shares outstanding	664,084,841	664,084,841
<b>Basic and diluted earnings per share in euro</b>	<b>0.58</b>	<b>0.49</b>

For the number of shares, see Note (28).

Due to the Supervisory Board's decision to settle all share-based compensation plans in cash, no related dilutive effect occurred as of December 31, 2020 and 2019.

## (9) Cash and Cash Equivalents

Cash and cash equivalents comprise cash in banks and financial investments with remaining maturities of up to three months from the date of acquisition. The financial resource fund in the Consolidated Statement of Cash Flows is equal to cash and cash equivalents reported in the Consolidated Statement of Financial Position.

A1 Telekom Austria Group invests its cash with various financial institutions with sound credit ratings, therefore the calculation of expected credit losses for cash and cash equivalents resulted in an insignificant amount, which was not recognized (see also "credit risk" in Notes (33)).

### (10) Accounts Receivable: Subscribers, Distributors and Other, Net

in TEUR, at December 31	2020	2019
Accounts receivable, gross	1,056,895	1,127,497
Loss allowance	-274,267	-254,448
<b>Accounts receivable, net</b>	<b>782,628</b>	<b>873,048</b>
Thereof remaining term of more than one year	58,838	62,175

At December 31, 2020 and 2019, accounts receivable: subscribers, distributors and other with remaining term of more than one year relate to installment sales of mobile handsets and tablets in all segments.

The development of the loss allowance for accounts receivable: subscribers, distributors and other as well as their age structure is disclosed in "credit risk" in Note (33).

### (11) Related Party Transactions

The shareholders América Móvil and ÖBAG are considered related parties due to their stake in Telekom Austria AG allowing them to control and to exercise significant influence, respectively. Through América Móvil, A1 Telekom Austria Group is also a related party to its subsidiaries. Through ÖBAG, A1 Telekom Austria Group is a related party to the Republic of Austria and its subsidiaries (mainly ÖBB Group, ASFINAG Group, OMV Group and Post Group as well as Rundfunk und Telekom Regulierungs-GmbH (RTR) and Verbund). Members of the Supervisory Board of Telekom Austria AG qualify as related parties.

Business transactions with related parties are provided or purchased at standard market rates. All transactions with related parties are continually monitored and documented to ensure that pricing is at arm's length. With the exception of fully consolidated subsidiaries, whose transactions are eliminated in consolidation, there are no financing activities with related parties.

The revenues from and expenses charged to related parties are the following:

in TEUR	2020	2019
Revenues (incl. other operating income)	101,763	103,693
Expenses	86,168	82,843

In the years reported, revenues generated with Austrian related parties comprise the full service portfolio of A1 Telekom Austria Group, while services received from Austrian related parties include mainly energy, expenses for cable rights and rights of use, postage fees, transportation, commissions and fees to RTR. The increase in expenses is mainly due to higher energy use and costs as well as to expenses for cable rights and rights of use. In the years reported, revenues and expenses with the América Móvil Group relate mainly to interconnection and roaming as well as, in 2020, to IT service revenues and expenses for a music platform.

A1 Telekom Austria Group is obligated to provide communication services for low-income households and other entitled individuals at reduced tariffs for which it is compensated by the Republic of Austria on a contractual basis. The contract with the Republic of Austria entered into in July 2016 specifies the reimbursement of EUR 10.00 per customer per month for customers having a valid official notice. In 2020, the total reimbursement recorded as revenue in the service period was TEUR 10,177 (2019: TEUR 11,445).

See Note (23) regarding the transfer of civil servants, who cannot be laid off, to the federal government and the related expenses, provisions and liabilities.

The revenues from and expenses charged to the associated company Telecom Liechtenstein up to August 31, 2019 (see Note (18)) are set forth in the following table:

in TEUR	2019
Revenues (incl. other operating income)	881
Expenses	195

The revenues relate mainly to technical and roaming services, while the expenses relate mainly to interconnection and roaming.

At December 31, 2020 and 2019, accounts receivable due from related parties and accounts payable due to related parties, as recognized in the Consolidated Statement of Financial Position, relate primarily to subsidiaries of América Móvil. These receivables and payables relate to operating business activities.

The following table shows the compensation of key management personnel as well as the expenses for pensions and severance for other employees. Key management personnel is defined as the members of the management boards and the managing directors of all significant operating companies of A1 Telekom Austria Group registered in the Company Register as well as the members of the Management Board of Telekom Austria AG.

in TEUR	2020	2019
Short-term employee benefits	9,392	8,574
Pensions	512	554
Other long-term benefits	50	150
Termination benefits	124	109
Share-based payments	62	1,003
<b>Compensation of key management</b>	<b>10,140</b>	<b>10,391</b>
Expenses for pensions and severance for other employees	20,107	24,229
Expenses for pensions and severance for Management Board	384	392

For members of the Management Board of Telekom Austria AG, see Note (36).

Expenses for pensions and severance consist of statutory and voluntary severance expenses, contributions to pension plans and other pension payments.

## (12) Inventories

Inventories consist of merchandise sold in the shops of A1 Telekom Austria Group or by distributors and are measured at the lower of cost or net realizable value, with cost being determined on the basis of weighted average cost less allowance based on the turnover rate of the last twelve months. Net realizable value is the estimated selling price in the ordinary course of business less the estimated selling expense.

The net amount related to impairment loss and reversal of impairment of inventory that is recognized in cost of equipment consists of:

in TEUR	2020	2019
Write-down/ reversals of write-down of inventories	-445	1,364

Impairment loss: negative values; reversal of impairment: positive values

The reversal of write-down of inventories in 2019 is due to lease and demonstration equipment that had been impaired by 100% in 2018.

### (13) Other Current Assets, Net

Other current assets are broken down as follows:

in TEUR, at December 31	2020	2019
Prepaid expenses	52,621	50,242
Other current assets	57,465	55,518
Contract costs	42,315	42,788
<b>Total</b>	<b>152,401</b>	<b>148,549</b>

#### Prepaid expenses

in TEUR, at December 31	2020	2019
Advances to employees	15,296	16,846
Concession fees	14,079	16,205
Other	23,246	17,191
<b>Prepaid expenses</b>	<b>52,621</b>	<b>50,242</b>

#### Other current assets

in TEUR, at December 31	2020	2019
Finance lease receivables	1,584	1,749
Other financial assets	5,350	5,541
<b>Financial assets</b>	<b>6,935</b>	<b>7,290</b>
Fiscal authorities	1,820	1,258
Advance payments	3,545	3,004
Government grants	36,865	34,175
Other non-financial assets	13,309	14,065
<b>Non-financial assets</b>	<b>55,539</b>	<b>52,502</b>
<b>Other current assets, gross</b>	<b>62,473</b>	<b>59,792</b>
Less loss allowance for financial assets	-2,945	-1,715
Less loss allowance for non-financial assets	-2,063	-2,559
<b>Other current assets</b>	<b>57,465</b>	<b>55,518</b>

For finance lease receivables as well as the loss allowance recognized that is included in the loss allowance for financial assets, see Note (30).

The government grants are mainly attributable to the expansion of the broadband network in Austria (see Note (15)). Other current non-financial assets consist mainly of services not yet billed, claims against the Republic of Austria (see Note (11)), indemnification claims due from insurance companies and receivables due from employees.

#### Contract costs

Commissions paid to third parties and to employees are deferred if they qualify as customer acquisition costs and are expected to be recoverable. As contract costs are expected to be realized as part of A1 Telekom Austria Group's normal operating cycle, they are classified as current. A1 Telekom Austria Group applies the practical expedient not to capitalize incremental costs of obtaining a contract with an amortization period of one year or less.

in TEUR, at December 31	2020	2019
Contract costs, gross	43,315	43,669
Loss allowance contract costs	-1,001	-881
<b>Contract costs, net</b>	<b>42,315</b>	<b>42,788</b>
Thereof remaining term of more than one year	14,329	20,642

Contract costs are expensed over the expected duration of the underlying contract using the straight-line method. In 2020, the amortization of TEUR 35,732 (2019: TEUR 35,047) was recognized in selling expenses.

Impairment losses are recognized in selling expenses if the related customer receivable or contract asset has to be impaired according to IFRS 9. The following table shows the development of the loss allowance for contract costs:

in TEUR	2020	2019
At January 1	881	917
Foreign currency adjustment	-8	1
Reversed	-860	-801
Charged to expenses	988	764
<b>At December 31</b>	<b>1,001</b>	<b>881</b>

#### (14) Contract Assets

A1 Telekom Austria Group recognizes contract assets for contractual rights to consideration for goods transferred or services performed. Contract assets include mainly deferrals for relevant multiple-element arrangements for mobile communication services and for performance obligations for fixed-line services as well as deferrals for customer loyalty programs, discounts granted for hardware and installation fees (see Note (5)).

As contract assets are expected to be realized as part of A1 Telekom Austria Group's normal operating cycle, they are classified as current. Contract assets are reclassified to receivables when the right to the consideration becomes unconditional. At December 31, 2020, contract liabilities from customer loyalty programs and discounts granted for hardware amounting to TEUR 76,041 (2019: TEUR 69,867) are included in the multiple-element calculation and are therefore presented net in contract assets.

The following table shows the development of gross contract assets as well as a reconciliation with net contract assets and its portion with a remaining term of more than one year:

in TEUR	2020	2019
<b>At January 1</b>	<b>127,502</b>	<b>144,910</b>
Increases	214,149	234,836
Transfers to receivables	-231,633	-252,395
Foreign currency adjustments	-218	151
<b>At December 31</b>	<b>109,800</b>	<b>127,502</b>
Loss allowances	-2,955	-3,297
<b>Contract assets, net</b>	<b>106,845</b>	<b>124,205</b>
Thereof remaining term of more than one year	46,406	45,648

The development of the loss allowance regarding contract assets is disclosed in "Credit risk" in Note (33).

#### (15) Property, Plant and Equipment

Property, plant and equipment are stated at cost, which includes certain costs that are capitalized during the installation and expansion of the assets, for example material, payroll, direct overhead and interest costs as well as the present value of estimated decommissioning and restoration obligations (see Note (23)). Value-added tax (VAT), which is charged by suppliers and refunded by the tax authorities, is not included in cost.

Maintenance and repairs are expensed as incurred, while replacements and improvements are capitalized. The cost and accumulated depreciation of assets sold or retired are removed from the accounts, and any resulting gain or loss is recognized in other operating expenses or other operating income.

CONSOLIDATED FINANCIAL STATEMENTS 2020

in TEUR	Telephonic plant in operation and equipment	Land and buildings & leasehold improvements	Other assets	Construction in progress and advances	Inventories for operation of the plant	Total
<b>Cost</b>						
At January 1, 2019	10,363,942	929,806	465,100	284,361	113,348	12,156,558
Additions	222,791	11,066	35,954	256,837	125,632	652,280
Disposals	-379,762	-8,068	-34,370	-1,272	-5,233	-428,705
Transfers	364,191	-9,681	-20,927	-210,110	-118,694	4,779
Translation adjustment	10,900	1,601	3,691	1,433	63	17,687
Changes in reporting entities	331	0	39	0	0	370
<b>At December 31, 2019</b>	<b>10,582,394</b>	<b>924,723</b>	<b>449,487</b>	<b>331,249</b>	<b>115,116</b>	<b>12,402,968</b>
Additions	266,848	6,615	22,078	119,404	101,572	516,517
Disposals	-232,563	-4,020	-47,259	-1,177	-2,488	-287,507
Transfers	314,984	3,272	6,820	-227,349	-108,939	-11,213
Translation adjustment	-85,042	-9,335	-18,732	-6,909	-979	-120,996
Changes in reporting entities	1,777	0	418	45	0	2,241
<b>At December 31, 2020</b>	<b>10,848,397</b>	<b>921,256</b>	<b>412,812</b>	<b>215,263</b>	<b>104,282</b>	<b>12,502,010</b>
<b>Accumulated depreciation and impairment</b>						
At January 1, 2019	-8,371,858	-677,825	-354,414	0	-36,377	-9,440,474
Additions	-443,165	-20,695	-46,646	0	-1,100	-511,606
Disposals	357,847	5,639	33,595	0	2,748	399,830
Transfers	-30,169	269	27,533	0	0	-2,368
Translation adjustment	-5,827	-209	-1,936	0	29	-7,944
Changes in reporting entities	-127	0	-24	0	0	-151
<b>At December 31, 2019</b>	<b>-8,493,299</b>	<b>-692,820</b>	<b>-341,893</b>	<b>0</b>	<b>-34,699</b>	<b>-9,562,712</b>
Additions	-454,445	-19,351	-43,018	0	-852	-517,666
Disposals	216,430	1,832	46,472	0	1,070	265,805
Transfers	139	-69	-69	0	0	1
Translation adjustment	52,038	2,730	12,272	0	263	67,304
Changes in reporting entities	-1,287	0	-310	0	0	-1,597
<b>At December 31, 2020</b>	<b>-8,680,424</b>	<b>-707,677</b>	<b>-326,546</b>	<b>0</b>	<b>-34,218</b>	<b>-9,748,865</b>
<b>Carrying amount at</b>						
December 31, 2020	2,167,973	213,579	86,266	215,263	70,063	2,753,145
December 31, 2019	2,089,095	231,903	107,594	331,249	80,416	2,840,257

Other assets include mainly office and business equipment as well as motor vehicles.

Depreciation on property, plant and equipment is calculated using the straight-line method. If an event or circumstance indicates that the assets may be impaired, they are tested for impairment (see impairment test in Note (16)). Leasehold improvements are amortized using the straight-line method over the lease term or the estimated useful life of the asset, whichever is shorter. The useful lives are:

	Years
Telephonic plant in operation and equipment	3-20
Buildings and leasehold improvements	3-50
Other assets	2-10

Inventories for the operation of the plant (network) are used primarily for A1 Telekom Austria Group's network expansion. In accordance with IAS 16.8, they are reported in property, plant and equipment as A1 Telekom Austria Group expects to use these items during more than one period.

As of December 31, 2020, the carrying amount of land amounted to TEUR 60,054 (2019: TEUR 60,072).



In 2020, government grants for assets totaling TEUR 33,030 (2019: TEUR 37,379) were deducted from acquisition cost and relate essentially to the expansion of the broadband network in Austria and to an investment grant of TEUR 418, which was introduced as an incentive for business investments in Austria in 2020 due to the COVID-19 crisis.

At December 31, 2020, contractual commitments for the acquisition of property, plant and equipment amount to TEUR 159,428 (2019: TEUR 179,439).

**Sensitivity analysis**

The estimated useful lives of property, plant and equipment represent the periods in which the assets are estimated to be used by A1 Telekom Austria Group. A change in the useful lives by one year would lead to the following changes in depreciation.

in TEUR	2020	2019
Decrease due to extension by one year	96,560	95,628
Increase due to reduction by one year	163,163	154,171

**(16) Intangibles**

in TEUR	Licenses and other rights	Brand names and patents	Software	Customer base	Advances/ construction in progress	Total
<b>Cost</b>						
At January 1, 2019	2,168,505	581,656	1,364,982	1,075,333	84,499	5,274,976
Additions	138,535	1,140	51,563	939	81,728	273,906
Disposals	-33,467	-15,094	-270,770	-13,710	-107	-333,148
Transfers	780	87	61,619	0	-67,266	-4,779
Translation adjustment	3,639	3,561	3,215	11,159	315	21,888
Changes in reporting entities	0	0	1	489	0	491
<b>At December 31, 2019</b>	<b>2,277,992</b>	<b>571,350</b>	<b>1,210,612</b>	<b>1,074,210</b>	<b>99,169</b>	<b>5,233,332</b>
Additions	68,075	893	45,073	79	58,525	172,645
Disposals	-13,052	-589	-89,113	0	-499	-103,254
Transfers	1,465	1,610	52,253	-36	-44,079	11,213
Translation adjustment	-34,555	-16,730	-22,955	-61,690	-2,205	-138,135
Changes in reporting entities	243	459	2	2,450	0	3,154
<b>At December 31, 2020</b>	<b>2,300,166</b>	<b>556,992</b>	<b>1,195,872</b>	<b>1,015,014</b>	<b>110,911</b>	<b>5,178,955</b>
<b>Accumulated amortization and impairment</b>						
At January 1, 2019	-956,355	-385,752	-1,149,662	-1,000,526	0	-3,492,295
Additions	-125,550	-26,647	-105,620	-16,004	0	-273,821
Disposals	32,795	15,094	270,430	13,695	0	332,015
Transfers	905	0	1,463	0	0	2,368
Translation adjustment	-1,667	-2,209	-2,565	-10,932	0	-17,373
Changes in reporting entities	0	0	-1	0	0	-1
<b>At December 31, 2019</b>	<b>-1,049,871</b>	<b>-399,515</b>	<b>-985,954</b>	<b>-1,013,767</b>	<b>0</b>	<b>-3,449,108</b>
Additions	-131,485	-2,888	-106,517	-15,780	0	-256,669
Disposals	12,728	0	79,119	0	0	91,847
Transfers	0	0	-1	0	0	-1
Translation adjustment	15,933	16,740	19,999	60,326	0	112,999
<b>At December 31, 2020</b>	<b>-1,152,695</b>	<b>-385,663</b>	<b>-993,353</b>	<b>-969,221</b>	<b>0</b>	<b>-3,500,932</b>
<b>Carrying amount at</b>						
December 31, 2020	1,147,472	171,329	202,518	45,792	110,911	1,678,023
December 31, 2019	1,228,121	171,834	224,657	60,443	99,169	1,784,224

Licenses not yet put into operation are included in licenses and rights of use.

Intangible assets with finite useful lives are recognized at acquisition cost and amortized over their respective useful lives. If there is an indication of impairment, intangible assets are tested for impairment (see impairment test). Amortization using the straight-line method is based on the following useful lives:

	Years
Mobile communications and fixed net licenses	5-20
Other rights	2-30
Patents	5-7
Software	2-10
Subscriber base	5-14

Other rights with useful lives of more than 20 years relate to infeasible rights to fiber optic cable or wavelengths that are used over a fixed period of time. These rights are amortized over the term of the contract.

A1 Telekom Austria Group holds mobile telecommunication licenses (GSM, UMTS, LTE and 5G) provided by regulatory authorities in Austria, Croatia, Slovenia, Serbia, Bulgaria, Belarus and North Macedonia. Licenses are recorded at cost and amortized on a straight-line basis. At December 31, 2020, the total cost incurred for the major license agreements, which will expire between 2023 and 2044 (2019: 2020 and 2035), amounted to TEUR 2,126,639 (2019: TEUR 2,079,453).

In 2020, A1 Telekom Austria Group acquired spectrum in Austria for TEUR 65,816 which will be used for the new 5G network. A1 acquired at auction 30 MHz in the new 1.5 GHz band and increased its share in the 2.1 GHz band from 20 MHz to 25 MHz. In addition, a commitment was made to supply 349 highly rural communities. Thus an additional contribution was made to further strengthen rural areas. The new licenses are valid from October 2020 and January 1, 2021, respectively, until December 31, 2044.

In 2019, A1 Telekom Austria Group acquired a 3.5 GHz band spectrum in Austria for TEUR 64,398, which is used for the new 5G network. Furthermore, a band spectrum was acquired in Belarus for TEUR 9,668 (2.1 GHz band) and in Croatia for TEUR 7,229 (2.1 GHz band). In the fourth quarter of 2019, A1 acquired from the Belarusian infrastructure company beCloud the exclusive use of the 10 GHz band in the 4G network in Belarus for a period of five years including the related infrastructure services. The right capitalized in the amount of TEUR 51,948 corresponded to the net present value of the future payments for the next five years (see Note (26)).

The following table shows expected amortization expense related to intangible assets with a finite useful life for each of the following periods:

in TEUR	
2021	258,330
2022	215,680
2023	183,623
2024	152,818
2025	99,602
Thereafter	607,093

#### *Sensitivity analysis*

The estimated useful lives for amortizable intangible assets represent the periods in which the assets are estimated to be used. A change in the useful lives by one year would lead to the following changes in amortization:

in TEUR	2020	2019
Decrease due to extension by one year	47,295	49,688
Increase due to reduction by one year	80,387	72,955

The following table shows the changes in the carrying amounts of brand names by segment:

in TEUR	Austria	Bulgaria	Croatia	Belarus	North Macedonia	Corporate & Other	Total
At January 1, 2019	158,351	0	0	21,833	722	1,981	182,886
Amortization	0	0	0	-23,085	-722	0	-23,807
Translation adjustment	0	0	0	1,253	0	76	1,328
Changes in reporting entities	0	0	0	0	0	0	0
<b>At December 31, 2019</b>	<b>158,351</b>	<b>0</b>	<b>0</b>	<b>0</b>	<b>0</b>	<b>2,056</b>	<b>160,407</b>
Amortization	0	0	0	0	0	0	0
Translation adjustment	0	0	0	0	0	10	10
Changes in reporting entities	0	0	0	0	0	459	459
<b>At December 31, 2020</b>	<b>158,351</b>	<b>0</b>	<b>0</b>	<b>0</b>	<b>0</b>	<b>2,525</b>	<b>160,876</b>

Regarding the changes in business combinations, see Note (34).

Brand names are classified as intangible assets with an indefinite useful life based on an analysis of product life cycles, contractual and legal control of the asset and other pertinent factors. In the course of business combinations, brand names are recognized at fair value based on the "relief of royalty" method.

If a brand name is intended for discontinuation in the foreseeable future, its carrying amount is amortized over its remaining estimated useful life. In September 2017, harmonization of the brands in the entire A1 Telekom Austria Group was decided. Depending on the respective markets and until the third quarter of 2019, the Austrian brand "A1" was rolled out to all segments where brand names had been capitalized and the local brands were therefore amortized accordingly in the relevant business segments (see amortization in the table on changes in the carrying amounts of brand names by segment).

The following table shows the recognized brand names:

in TEUR, at December 31	2020	2019
A1 Telekom Austria	144,910	144,910
Cable Runner	491	491
YESSS!	12,950	12,950
<b>Total Austria</b>	<b>158,351</b>	<b>158,351</b>
Exoscale	2,066	2,056
Invenium	459	0
<b>Total Corporate &amp; Other</b>	<b>2,525</b>	<b>2,056</b>
<b>Total brand names</b>	<b>160,876</b>	<b>160,407</b>
Thereof with indefinite useful lives	160,876	160,407

Certain direct and indirect development costs associated with internally developed software are capitalized once the project has reached the application development stage. Development costs are generally amortized using the straight-line method over a period that does not exceed four years from the time when the asset is essentially ready for use. Development costs requiring capitalization include direct costs of materials and purchased services as well as payroll costs and interest costs. Costs incurred during the preliminary project stage, maintenance and training costs as well as research and development costs (with the exception of the above-mentioned capitalizable development costs) are expensed immediately in the year they arise.

The following table shows internally developed software included in the line item "Software":

in TEUR, at December 31	2020	2019
Cost of production	66,926	69,439
Accumulated amortization	-48,858	-48,895
Carrying amount	18,068	20,544
Additions	3,166	2,479

In 2020 and 2019, transfers include reclassifications of advances/construction in progress to tangible and intangible assets.

At December 31, 2020, contractual commitments for the acquisition of intangible assets amounted to TEUR 51,229 (2019: TEUR 35,446).

#### *Impairment test*

Property, plant and equipment and intangible assets with finite useful lives are tested for impairment if facts or changes in circumstances indicate that the carrying amount of an asset could be above its recoverable amount. The impairment test is performed for all property, plant and equipment, right-of-use assets and intangible assets, regardless of whether they are intended for sale or not. In accordance with IAS 36, an impairment loss is recognized when an asset's carrying amount exceeds the higher of its fair value less costs to sell or its value in use. Fair value is the amount obtainable from the sale of the asset in an arm's length transaction. Value in use is based on the discounted cash flows expected to arise from the continued use of the asset and from its disposal at the end of its useful life. Impairment charges are recorded separately in the Consolidated Statement of Comprehensive Income. If there is any indication that the impairment recognized in prior periods no longer exists, A1 Telekom Austria Group considers the need to reverse all or a portion of the impairment charge.

Brand names classified as intangible assets with indefinite useful lives have to be tested for impairment in accordance with IAS 36, as described in Note (17). If an event or circumstance indicates that an asset may be impaired, impairment tests are carried out. Since brand names do not generate cash inflows that are largely independent of those from other assets, the value in use can be determined only for the asset's cash-generating unit, where an impairment loss is recognized, if applicable.

### (17) Goodwill

Goodwill is recognized in the course of business combinations and is measured as the difference between the aggregate of the fair value of the consideration transferred and the amount of any non-controlling interest in the acquired company less the fair value of the identifiable assets acquired and the liabilities assumed.

The following table illustrates the changes in the carrying amounts of goodwill allocated to the individual cash-generating units that are expected to benefit from the synergies of the business combination:

in TEUR	Austria	Bulgaria	Croatia	Belarus	Slovenia	North Macedonia	Corporate & Other	Total
At January 1, 2019	708,212	242,691	127,762	13,703	147,632	30,060	7,851	1,277,910
Translation adjustment	0	0	-464	702	0	5	300	543
Acquisitions	0	0	0	0	392	0	0	392
<b>At December 31, 2019</b>	<b>708,212</b>	<b>242,691</b>	<b>127,298</b>	<b>14,405</b>	<b>148,024</b>	<b>30,065</b>	<b>8,151</b>	<b>1,278,845</b>
Translation adjustment	0	0	-1,645	-3,692	0	-102	39	-5,400
Acquisitions	0	0	0	0	2,699	0	7,865	10,564
<b>At December 31, 2020</b>	<b>708,212</b>	<b>242,691</b>	<b>125,653</b>	<b>10,713</b>	<b>150,723</b>	<b>29,963</b>	<b>16,055</b>	<b>1,284,010</b>

For details of acquisitions, see Note (34).

The acquisition cost of goodwill as well as cumulative impairment charges and amortization amounted to:

in TEUR, at December 31	2020	2019
Segment Austria	712,232	712,232
Segment Bulgaria	642,691	642,691
Segment Croatia	130,675	132,386
Segment Belarus	341,733	460,194
Segment Slovenia	178,647	175,948
Segment North Macedonia	35,057	35,176
Corporate & Other	16,055	8,151
<b>Total cost</b>	<b>2,057,091</b>	<b>2,166,777</b>

in TEUR, at December 31	2020	2019
Segment Austria	4,020	4,020
Segment Bulgaria	400,000	400,000
Segment Croatia	5,022	5,088
Segment Belarus	331,021	445,789
Segment Slovenia	27,924	27,924
Segment North Macedonia	5,094	5,111
<b>Accumulated impairment</b>	<b>773,081</b>	<b>887,932</b>

#### *Impairment test*

Goodwill and other intangible assets with indefinite useful lives and other intangible assets that are not yet available for use are not amortized, but are tested for impairment in accordance with IAS 36 at least once a year in the fourth quarter, irrespective of whether there is any indication of impairment, by comparing their carrying amounts with their recoverable amounts. If an event or circumstance indicates that an asset may be impaired, impairment tests are also carried out.

For the purpose of impairment testing, assets are summarized in cash-generating units, which are the smallest identifiable group of assets that generate cash inflows and that are largely independent of the cash inflows from other assets or groups of assets. Goodwill acquired in a business combination is allocated to each of the cash-generating units or groups of cash-generating units that are expected to benefit from the synergies of the combination, irrespective of whether other assets or liabilities of the acquiree are assigned to those units or groups of units, starting from the acquisition date. Each unit or group of units to which goodwill is allocated shall: (a) represent the lowest level within the entity at which goodwill is monitored for internal management purposes; and (b) not be larger than an operating segment. Cash-generating units to which goodwill has been allocated shall be tested for impairment annually by comparing the carrying amount of the unit, including its assigned goodwill, with the recoverable amount of the cash-generating unit. The recoverable amount of an asset or a cash-generating unit is the higher of its fair value less costs to sell and its value in use.

A1 Telekom Austria Group performs these impairment tests by calculating the value in use based on capital-market-oriented valuation methodology. The weighted average cost of capital (WACC) applied corresponds to the weighted average interest on equity and debt. Value in use is determined by estimating the future net cash flows of the cash-generating unit based on the business plans with a detailed planning period of five years. Significant assumptions to determine the value in use comprise the development of revenues, cost drivers, working capital changes, capital expenditure, growth rate and discount rate.

Assumptions in terms of revenue development are based on historical performance, industry forecasts, and external market data such as the development of gross domestic product (GDP), inflation rates, currency rates, population and other parameters.

Cost drivers and capital expenditure are based on past experience and internal expectations.

Growth rates applied to the perpetual annuity consider general growth rates and company-specific revenue growth rates of prior periods and those used in detailed planning, respectively.

The discount rate for each cash-generating unit is determined separately based on market data and taking into account specific risks associated with the cash-generating unit. The cost of equity is derived from the expected return on investment by the investors. The cost of debt as well as beta factors and capital structure are derived from the peer group based on publicly available market data. The beta factor used on the reporting date is the average of the 2-year beta of the last twelve months.

In 2020, the value in use was calculated including the application of IFRS 16, while in 2019 it was calculated excluding the application of IFRS 16: For this purpose, the depreciation of the right-of-use assets and the interest expense on lease liabilities for 2019 were reclassified to cost and expenses, which largely corresponded to the cash outflow. Lease liabilities were not included in net debt in 2019. The carrying amount of the cash-generating unit did not contain effects from the application of IFRS 16 in 2019.

The following parameters, which take into account the impact of COVID-19 (see Note (3)), were used to calculate the value in use:

	Growth rates perpetual annuity		Pre-tax interest rates	
	2020	2019	2020	2019
Segment Austria	0.7%	0.9%	4.6%	5.8%
Segment Bulgaria	2.0%	3.4%	6.7%	6.9%
Segment Croatia	1.5%	1.8%	8.4%	8.5%
Segment Belarus	6.1%	5.5%	17.0%	14.8%
Segment Slovenia	1.5%	1.1%	6.1%	6.8%
Segment North Macedonia	2.2%	2.6%	9.0%	8.8%
Corporate & Other	0.7%	0.9%	4.6%	5.8%

Pre-tax interest rates are based on a risk-free borrowing rate, adjusted for market, country and industry-specific risks. A standard discount rate is used for all planning periods.

The calculated value in use is compared with the carrying amount of the cash-generating units (including goodwill). If the value in use of the cash-generating unit exceeds its carrying amount, the cash-generating unit and the goodwill allocated to that cash-generating unit shall be regarded as not impaired. Rather, A1 Telekom Austria Group examines if impairment losses recognized in the past (with the exception of goodwill) must be reversed again.

If the value in use is lower than the carrying amount of the cash-generating unit, an impairment charge is recognized in profit or loss. The impairment loss shall first be allocated to the carrying amount of any goodwill allocated to the cash-generating unit, and then to the other assets of the cash-generating unit pro rata on the basis of the carrying amount of each asset in the cash-generating unit, provided that the recoverable amount is less than the carrying amount of the cash-generating unit. These reductions in the carrying amounts represent impairment losses on individual assets.

At both December 31, 2020 and 2019, the values in use of all cash-generating units exceeded the carrying amounts, thus no impairment charges had to be recognized. The sensitivity analysis discloses the effect of changes in significant parameters which would cause the carrying amount to exceed the value in use.

**Sensitivity analysis**

The use of the following pre-tax interest rates would lead to the carrying amount equaling the value in use at December 31, 2020 and 2019:

Pre-tax interest rates	2020	2019
Segment Austria	9.8%	11.8%
Segment Bulgaria	15.4%	14.5%
Segment Croatia	11.7%	10.9%
Segment Belarus	30.9%	38.4%
Segment Slovenia	8.7%	8.1%
Segment North Macedonia	12.7%	14.2%
Corporate & Other	9.8%	11.8%

In the segment Austria, the sensitivity analysis was carried out for A1 Telekom Austria AG only.

The following table lists the changes in revenues, cost drivers, and capital expenditure that would lead to the carrying amounts equaling the value in use at December 31, 2020 and 2019 with respect to the key markets:

2020	Revenues	Costs	Capital expenditures
Segment Austria	-10.0%	19.0%	49.3%
Segment Bulgaria	-13.7%	29.9%	66.2%
Segment Croatia	-4.5%	8.3%	20.3%
Segment Belarus	-13.3%	35.6%	58.3%
Segment Slovenia	-7.0%	13.8%	45.3%
Segment North Macedonia	-7.9%	16.8%	40.7%
Corporate & Other	-9.4%	11.8%	103.7%

2019	Revenues	Costs	Capital expenditures
Segment Austria	-10.1%	16.8%	49.1%
Segment Bulgaria	-12.3%	22.2%	58.5%
Segment Croatia	-3.5%	5.7%	16.2%
Segment Belarus	-22.5%	54.3%	126.9%
Segment Slovenia	-3.3%	5.1%	20.7%
Segment North Macedonia	-10.5%	19.2%	58.1%
Corporate & Other	-12.9%	15.9%	242.8%

In the segment Austria, the sensitivity analysis was carried out for A1 Telekom Austria AG only.

**(18) Assets Held for Sale/Investments in Associates**

On July 21, 2020, the stake of 24.9% in Telecom Liechtenstein was sold for a consideration paid in cash of TEUR 19,543. The resulting loss of TEUR 11,560 was recognized in the line item "Equity interest in net income of associated companies". As the ordinary termination option contained in the syndicate agreement had been exercised, the investment in associates was accounted for according to the equity method for the last time at August 31, 2019 and was reclassified to assets held for sale in the segment Corporate & Other.

The following table shows the difference between the investment in associates and its proportionate equity as well as the translation reserve resulting from the foreign exchange translation of the proportionate equity for the last time of accounting according to the equity method. The reserve was released in profit or loss at the time of the sale and is recognized in the line item "Equity interest in net income of associated companies":

in TEUR, at December 31	2019
Proportionate equity	15,294
Goodwill	10,882
Purchase price allocation	7,300
Reclassification to assets held for sale	-33,476
<b>Investments in associates</b>	<b>0</b>
Translation reserve	2,373

At January 1, 2019, Telecom Liechtenstein AG was the only investment in associates accounted for using the equity method. The following table provides its development:

in TEUR	2019
<b>At January 1</b>	<b>33,188</b>
Recognized income	-443
Translation adjustment	731
Reclassification to assets held for sale	-33,476
<b>At December 31</b>	<b>0</b>

On July 18, 2017, A1 Telekom Austria Group sold its 25.3% stake in media.at. In 2019, a further payment of TEUR 127 was made and recognized in the line item "Equity interest in net income of associated companies" in the segment Austria.

## (19) Investments

in TEUR, at December 31	2020	2019
Equity instruments at fair value through profit or loss - mandatory	5,091	6,791
Debt instruments at fair value through other comprehensive income - mandatory	2,550	2,556
Debt instruments at fair value through profit or loss - mandatory	1,534	1,699
Investments at amortized cost	168,071	3,271
<b>Investments</b>	<b>177,246</b>	<b>14,317</b>

For the classification of financial instruments, see also Note (33).

All equity instruments held are classified as "at fair value through profit or loss". "Equity instruments at fair value through profit or loss - mandatory" comprise both quoted and unquoted equity instruments.

"Debt instruments at fair value through other comprehensive income - mandatory" include quoted bonds with investment grade ratings, therefore the calculation of expected credit losses resulted in an insignificant amount, which was not recognized. Interest income is recognized in profit or loss and calculated the same way as interest income on financial assets at amortized cost, i.e. the premium is recognized in profit or loss over the remaining term according to the effective interest method (see Note (7)). The remaining changes in fair value are recognized in other comprehensive income (OCI), net of income tax.

"Debt instruments at fair value through profit or loss - mandatory" include other long-term financial investments that do not meet the solely payment of principal and interest ("SPPI") criterion and serve partially as coverage for the provision for pension obligations in Austria.



Financial assets at amortized cost include fixed-term deposits. The calculation of expected credit losses resulted in an insignificant amount which was not recognized (see also "Credit risk" in Note (33)). At December 31, 2020, TEUR 3,175 (2019: TEUR 3,196) serve as cash reserve for the subsidiary paybox Bank AG according to the requirements of the Capital Requirements Regulation, the "Internal Liquidity Adequacy Assessment Process" and contractual obligations to the licensor VISA.

## (20) Other Non-current Assets

in TEUR, at December 31	2020	2019
Finance lease receivables	2,994	2,941
Other financial assets	16,841	17,363
<b>Financial assets</b>	<b>19,835</b>	<b>20,305</b>
<b>Other non-financial assets</b>	<b>8,901</b>	<b>9,129</b>
<b>Other non-current assets, gross</b>	<b>28,735</b>	<b>29,433</b>
Less loss allowance for financial assets	-3,673	-2,252
<b>Other non-current assets</b>	<b>25,062</b>	<b>27,181</b>

For finance lease receivables as well as the loss allowance recognized that is included in the loss allowance for financial assets, see Note (30). Other financial assets (including loss allowance) relate mainly to deferred receivables from a distributor and to receivables from the reimbursement of frequency fees as a result of the reduction in fees in Croatia.

Other non-financial assets include essentially prepayments for maintenance agreements and license fees.

## (21) Short-term Debt

in TEUR, at December 31	2020	2019
Current portion of long-term debt	749,039	0
Short-term debt	22	0
Multi-currency notes program	0	123,000
<b>Short-term debt</b>	<b>749,061</b>	<b>123,000</b>

For further information regarding long-term financial debt, see Note (25). For the multi-currency notes program and further funding sources, see Note (33).

**(22) Accounts Payable**

Accounts payable consist of the following items:

in TEUR, at December 31	2020	2019
Fiscal authorities	68,563	66,131
Social security	11,779	10,572
Employees	29,413	41,390
Long-term incentive program	690	843
Employees - transferred to government	41	144
Government	177	151
Other non-financial liabilities	5,426	4,912
<b>Current non-financial liabilities</b>	<b>116,089</b>	<b>124,144</b>
Suppliers	504,805	714,027
Accrued interest	29,990	41,289
Cash deposits received	11,129	10,483
Other current financial liabilities	23,760	19,519
<b>Current financial liabilities</b>	<b>569,685</b>	<b>785,318</b>
<b>Accounts payable</b>	<b>685,774</b>	<b>909,461</b>

Liabilities due to fiscal authorities include mainly value-added taxes and payroll taxes. Liabilities regarding social security relate to statutory contributions to the social security system. Liabilities due to employees relate mainly to salaries payable (including overtime and travel allowances), unused vacation days as well as liabilities for one-time termination benefits and service awards. The decrease is due to the consumption of vacation in 2020. For information on the long-term incentive program, see Note (31). The liabilities regarding employees - transferred to government include compensation for reductions in salaries, lump sum payments for any shortfall in pension payments, as well as one-off payments to civil servants of A1 Telekom Austria Group (see Note (23)).

At December 31, 2020, accounts payable - trade amounting to TEUR 1,705 (2019: TEUR 5,628) have a maturity of more than twelve months. The reduction in accounts payable due to suppliers is due essentially to the reduction in capital expenditures (see table "reconciliation of capital expenditures paid to capital expenditures" in Note (32)) as well as the reduction in roaming (see Note (5)). Accrued interest includes interest on bonds (see Note (25)). In 2019, it also includes interest related to a tax audit in Bulgaria (see Note (29)). In 2020 and 2019, other current financial liabilities include mainly customer deposits related to vouchers for shopping and parking.

## (23) Accrued Liabilities and Provisions, Asset Retirement Obligation and Restructuring

in TEUR	Restructuring	Employees	Asset retirement obligation	Legal	Other	Total
At January 1, 2020	420,022	103,212	260,807	10,506	26,847	821,393
Additions	87,914	40,400	7,279	7,670	4,674	147,937
Changes in estimate	10,680	0	17,386	0	0	28,065
Used	-98,394	-37,046	-2,462	-343	-4,496	-142,741
Released	-18,818	-9,197	-1,189	-163	-5,546	-34,913
Accretion expense	2,119	836	2,239	0	0	5,194
Reclassifications*	0	11,255	0	0	0	11,255
Translation adjustment	0	-424	-3,222	-35	-135	-3,815
Changes in reporting entities	0	38	0	0	12	50
<b>At December 31, 2020</b>	<b>403,522</b>	<b>109,075</b>	<b>280,838</b>	<b>17,634</b>	<b>21,355</b>	<b>832,426</b>
<b>Thereof long-term</b>						
December 31, 2020	305,180	0	280,838	0	0	586,018
December 31, 2019	321,180	0	260,807	0	0	581,987

\* Reclassifications to current liabilities and short-term portion of employee benefit obligations.

In measuring provisions, the Management Board must assess if there are obligations to third parties that will probably lead to a cash outflow for A1 Telekom Austria Group and that can be estimated reliably. Provisions are recognized in the amount of the probable utilization.

Even though the provision is not expected to be paid in the following financial year, provisions are reported under short-term provisions, with the exception of the asset retirement obligation and the provision for restructuring, since A1 Telekom Austria Group has no influence on the timing of the utilization.

### Restructuring

In 2008, a comprehensive restructuring program was initiated in the segment Austria. The provision for restructuring includes future compensation of employees who will no longer provide services for A1 Telekom Austria Group but who cannot be laid off due to their status as civil servants. These employment contracts are onerous contracts under IAS 37, as the unavoidable cost related to the contractual obligation exceeds the future economic benefit. The restructuring program also includes social plans for employees whose employment will be terminated in a socially responsible way. In 2009 and every year from 2011 to 2020, new social plans were initiated that provide for early retirement, special severance packages and golden handshake options. Due to their nature as termination benefits, these social plans are accounted for according to IAS 19. At December 31, 2020, the corresponding liability amounts to TEUR 395,425 (2019: TEUR 410,361) and includes 1,889 (2019: 1,886) employees.

Provisions for restructuring are recorded at their present value. In 2020 and 2019, the rates of compensation increase used to measure the provisions are the same as those used for employee benefit obligations (see Note (27)). The following table presents the discount rates used, which are determined on the basis of the yields of senior, fixed-interest industry bonds in 2020, respectively based on the Mercer Yield Curve Approach in 2019, both taking into account the respective maturities:

	2020	2019
Employees permanently leaving the service process	0.25%	0.75%
Social plans	0.25%	0.50%
Civil servants transferred to the government	0.25%	0.75%

Changes in the provision are recognized in employee expense and reported in the line item "Selling, general and administrative expenses", while the accretion expense is reported in the financial result in the line item "Interest expense on restructuring provision" (see Note (7)). The provision was reversed, mainly because a number of employees returned to regular operations or opted for plans such as golden handshakes, special severance packages and early retirement to an extent not foreseeable at the time of measurement in the previous year.

Based on the general agreement for the transfer of personnel, which was entered into with the Austrian government in 2013, civil servants transferring voluntarily to the government can apply for a permanent transfer after a probation period of six months. During this probation period, A1 Telekom Austria Group bears the salary expense. In case of a permanent transfer, A1 Telekom Austria Group must compensate the government for any excess expense arising due to differing professional classifications of workplaces. Furthermore, compensation payments (or one-off payments) must be made to civil servants up to the age of 62. At December 31, 2020, the provision for the transfer of civil servants to the government amounts to TEUR 8,097 (2019: TEUR 9,661) and comprises 113 (2019: 128) employees. For information on additional reported liabilities for employees transferred to the government, see Note (22).

#### **Duration**

The weighted average duration of the restructuring obligations is as follows in years:

	2020	2019
Employees permanently leaving the service process	6.0	6.5
Social plans	3.2	3.3
Civil servants transferred to the government	5.4	5.8

#### **Sensitivity analysis**

A change of one percentage point in the applied discount rate or in the rate of compensation would lead to the following changes in provisions (negative values indicate a reduction in provisions):

in TEUR, at December 31	1 percentage point increase	1 percentage point decrease
<b>2020</b>		
Change in discount rate	-12,407	13,192
Change in rate of compensation	10,198	-9,810
<b>2019</b>		
Change in discount rate	-14,103	15,031
Change in rate of compensation	11,845	-11,335

#### **Employees**

The provisions for employees contain mainly bonuses and the short-term portion of employee benefit obligations for severance, service awards and pensions (see also Note (27)).

In its judgement of November 11, 2014, the European Court of Justice (ECJ) ruled that the Austrian law determining the reference date for salary increments for Austrian civil servants (this date determines the length of service and thus the date for advancing to the next salary level) conflicted with European Union law. In its judgement of May 8, 2019, the European Court of Justice (ECJ) once again ruled that the adapted Austrian law determining the reference date for salary increments for civil servants was still in conflict with European Union law. On July 8, 2019, a further change in the Austrian law was published in the Austrian Federal Law Gazette (N. 58/2019). A1 Telekom Austria Group recognized a provision of TEUR 29,845 at December 31, 2020 (2019: TEUR 36,026), for impending back payments of salaries to the civil servants assigned to it.

#### **Asset retirement obligation**

Liabilities for asset retirement obligations are measured at their net present value in accordance with IAS 37, the increase in the liability that reflects the passage of time is recognized in profit or loss (see Note (7)). The effects of changes in the measurement from existing provisions are accounted for in accordance with IFRIC 1. Changes in the measurement of these liabilities resulting from changes in the estimated timing or amount of the outflow of resources or changes in the parameters shall be added to or deducted from the cost of the assets in the current period. The amount deducted from the asset shall not exceed its carrying amount. Any excess amount is reported in profit or loss. If the adjustment results in an addition to the asset, the company must review whether there is an indication that the new carrying amount of the asset may not be fully recoverable. If there is such an indication, the asset shall be tested for impairment and any impairment losses shall be recorded.

A1 Telekom Austria Group records obligations for the retirement and decommissioning of wooden masts treated with tar or salt, base stations, payphones as well as land and buildings including rented premises.

For the assessment of obligations in connection with the retirement of wooden masts treated with tar or salt that are in operation, A1 Telekom Austria Group uses the expected settlement dates and future expected cash flows.

A1 Telekom Austria Group operates base stations on land, rooftops and on other premises under various types of rental contracts. In estimating the fair value of the retirement obligation for its base stations, A1 Telekom Austria Group has made a number of assumptions such as the time of retirement or an early cancellation as well as the percentage of base stations that will be retired early, the development of technology and the cost of remediating the sites.

Additionally, A1 Telekom Austria Group records obligations in connection with the disposal of hazardous substances as well as the decontamination of land when decommissioning a building. Obligations to return the premises to their original condition upon expiration of the lease contracts are reported for buildings and office premises that A1 Telekom Austria Group has rented as part of lease agreements.

The following table provides the parameters used for the measurement of the obligation:

	2020	2019
Discount rate	0.0%-11.0%	0.5%-8.5%
Inflation rate	1.5%-5.0%	1.5%-4.5%

The discount rate applied to the calculation reflects current market expectations with regard to interest effects as well as specific risks of the obligation. The discount rate in the non-eurozone is based on the interest rate of German federal bonds with a maturity of 30 years, adapted for each country with the Damodaran-rate-based default spread. For those countries whose currencies are not tied to the euro, the respective inflation differential according to the OECD is taken into account as well. In the eurozone, the discount rate is based on government bonds with matching maturities, as the specific risks were taken into account in the estimated cash flows. The inflation rates applied to the calculation reflect the general development in the individual countries.

In essence, the change in the specified parameters as well as the change in the estimated outflow of resources resulted in a change in the provision with no impact on income due to an adjustment in the book value of the related item of property, plant and equipment (see change in estimates in the table of provisions). In 2020, TEUR 2,416 (2019: TEUR 4,334) were recognized in other operating income as the related tangible assets are already fully depreciated.

### *Sensitivity analysis*

A change of one percentage point in the discount rate or in the inflation rate would lead to the following changes in provisions (negative values indicate a reduction in provisions):

in TEUR at December 31	1 percentage point increase	1 percentage point decrease
<b>2020</b>		
Change in discount rate	-29,839	36,186
Change in inflation rate	35,376	-29,836
<b>2019</b>		
Change in discount rate	-28,059	30,141
Change in inflation rate	29,561	-28,146

### **Legal**

Provisions relate mainly to expenses for legal advice and litigation.

### **Other provisions**

Other provisions relate mainly to taxes (excluding income taxes), guarantees, rents and penalties.

## (24) Contract Liabilities

A contract liability is recognized where a customer has paid an amount of consideration prior to goods or services being transferred by A1 Telekom Austria Group. Contract liabilities include prepaid fees, prepaid vouchers, fees for leased lines and site sharing, and discounts granted as well as one-time fees, activation fees and installation fees. As contract liabilities are expected to be realized as part of A1 Telekom Austria Group's normal operating cycle, they are classified as current.

The following table shows the development of contract liabilities:

in TEUR	2020	2019
<b>At January 1</b>	<b>173,954</b>	<b>160,160</b>
Increases due to payments received	1,124,561	1,057,419
Revenues recognized in the current period from:		
Amounts included in the contract liability at beginning of the period	-142,247	-137,129
Increases due to payments received in current period	-966,835	-906,494
Foreign currency adjustments	-774	-2
<b>At December 31</b>	<b>188,658</b>	<b>173,954</b>
Thereof remaining term of more than one year	21,613	19,820

At December 31, 2020 and 2019, contract liabilities with a remaining term of more than one year relate mainly to deferred rental income from base stations and data circuits as well as one-time fees, activation fees, and installation fees.

## (25) Long-term Debt

The terms and conditions of long-term debt and its current portion are summarized in the following table:

Currency	Maturity	At December 31, 2020			At December 31, 2019		
		Nominal interest rate	Face value	Carrying amount	Nominal interest rate	Face value	Carrying amount
<b>Bonds</b>							
TEUR	2021	fixed 3.125%	750,000	749,039	fixed 3.125%	750,000	747,995
TEUR	2022	fixed 4.000%	750,000	748,545	fixed 4.000%	750,000	747,387
TEUR	2023	fixed 3.500%	300,000	299,364	fixed 3.500%	300,000	299,109
TEUR	2026	fixed 1.500%	750,000	745,794	fixed 1.500%	750,000	745,084
<b>Total bonds</b>			<b>2,550,000</b>	<b>2,542,742</b>		<b>2,550,000</b>	<b>2,539,575</b>
<b>Financial debt</b>			<b>2,550,000</b>	<b>2,542,742</b>		<b>2,550,000</b>	<b>2,539,575</b>
Current portion of long-term debt			-750,000	-749,039		0	0
<b>Long-term debt</b>			<b>1,800,000</b>	<b>1,793,703</b>		<b>2,550,000</b>	<b>2,539,575</b>

### Bonds

Bonds are recognized at the actual amount received. Discount and issue costs are amortized over the related term using the effective interest rate method.

On April 2, 2012, A1 Telekom Austria Group issued a bond with a face value of TEUR 750,000, discount and the issue costs of TEUR 11,575, a maturity of ten years and a coupon of 4.0%.

On July 4, 2013, A1 Telekom Austria Group issued a bond with a face value of TEUR 300,000, discount and issue costs of TEUR 2,574, a maturity of ten years and a coupon of 3.5%.

On December 3, 2013, A1 Telekom Austria Group issued a bond with a face value of TEUR 750,000, discount and issue costs of TEUR 8,336, a maturity of eight years and a coupon of 3.125%.

On December 7, 2016, A1 Telekom Austria Group issued a bond with a face value of TEUR 500,000, a maturity of ten years and a coupon of 1.5%. On July 14, 2017, a tap issuance with a volume of TEUR 250,000 was settled. In August 2017, the outstanding bond and the tap were consolidated and have the same terms in all respects. Discount and issue costs amount to TEUR 6,990.

## (26) Other Non-current Liabilities

in TEUR, at December 31	2020	2019
Cash deposits received	754	754
Deferred consideration from business combinations	7,053	1,179
Sundry other non-current financial liabilities	44,775	60,558
<b>Other non-current financial liabilities</b>	<b>52,582</b>	<b>62,491</b>
Long-term incentive program	892	1,225
Sundry other non-current non-financial liabilities	427	2,015
<b>Other non-current non-financial liabilities</b>	<b>1,319</b>	<b>3,239</b>
<b>Other non-current liabilities</b>	<b>53,901</b>	<b>65,730</b>

At December 31, 2020, the deferred consideration from business combinations relates to the acquisition of Invenium in 2020 and to the acquisition of Akenes in 2017 (2019: Akenes only), see Note (34) and table "Development of total liabilities from financing activities" in Note (32). Sundry other financial liabilities primarily include liabilities from the acquisition of rights and licenses (see Note (16)).

See Note (31) regarding the long-term incentive program. The decrease in other non-financial liabilities is due to the fact that pension contribution liabilities at December 31, 2020 are current.

## (27) Employee Benefits

A1 Telekom Austria Group records employee benefit obligations under defined contribution and defined benefit plans.

In the case of defined contribution plans, A1 Telekom Austria Group pays contributions to publicly or privately administered pension or severance insurance plans on a mandatory or contractual basis. Other than payment contributions, which are recognized in employee expenses in the respective functional area in the respective period, there are no further obligations.

All other obligations are unfunded defined benefit plans and are measured using the projected unit credit method in accordance with IAS 19.

in TEUR, at December 31	2020	2019
Service awards	55,415	59,414
Severance	169,904	155,366
Pensions	5,469	5,181
Other	726	169
<b>Long-term employee benefit obligations</b>	<b>231,513</b>	<b>220,130</b>

According to IAS 19.133, A1 Telekom Austria Group chooses to distinguish between current and non-current liabilities arising from employee benefit obligations (see also Note (23)).

For severance and pensions, A1 Telekom Austria Group recognizes remeasurement gains and losses in other comprehensive income (OCI), whereas remeasurement gains and losses for service awards are immediately recognized in profit or loss. The remeasurement of defined benefit plans relates to actuarial gains and losses only, as A1 Telekom Austria Group holds no plan assets. Accrued interest on employee benefit obligations is reported in the financial result, while service cost is reported in employee expenses in the respective functional area.

### Actuarial assumptions

The key actuarial assumptions used to measure the obligations for service awards, severance and pensions are as follows:

	2020	2019
Discount rate service awards	0.25%	0.75%
Discount rate severance	0.75%	1.25%
Discount rate pensions	0.50%	1.00%
Rate of compensation increase - civil servants	4.10%	4.40%
Rate of compensation increase - other employees	3.00%	3.00%
Rate of compensation increase - civil servants released from work	3.50%	3.50%
Rate of increase of pensions	1.60%	1.60%
Employee turnover rate*	0.0%-1.31%	0.0%-1.38%

\* Depending on years of service.

In 2020, the discount rates were determined on the basis of the yields of senior, fixed-interest industry bonds and a duration corresponding to the expected maturities of the defined benefit obligations. In 2019, the discount rates were determined on the basis of the Mercer Yield Curve Approach, taking into account the respective maturities.

Life expectancy in Austria is based on "AVÖ 2018-P - Rechnungsgrundlagen für die Pensionsversicherung - Pagler & Pagler". The obligations related to the international subsidiaries were measured on the same actuarial basis due to their insignificant proportion.

### Duration

The weighted average duration of the obligations is as follows in years:

	2020	2019
Service awards	4.8	5.2
Severance	13.5	14.1
Pensions	11.5	10.1

### Service awards

Civil servants and certain employees (in the following "employees") are eligible to receive service awards. In accordance with the legal regulations, eligible employees receive a cash bonus of two months' salary after 25 years of service and four months' salary after 40 years of service. Employees with at least 35 years of service when retiring (at the age of 65) or who are retiring based on specific legal regulations are also eligible to receive the service award of four monthly salaries. The obligation is accrued over the period of service, taking into account the employee turnover rate for employees who leave employment prematurely. The main risk that A1 Telekom Austria Group is exposed to is the risk of development of salary increases and changes of interest rates.



The following table provides the components and a reconciliation of the changes in the obligation for service awards:

in TEUR	2020	2019
<b>At January 1</b>	<b>66,092</b>	<b>69,811</b>
Service cost	1,874	2,012
Interest cost	476	836
Actuarial gain/loss from experience adjustments	-365	-1,046
Actuarial gain/loss from changes in demographic assumptions	-11	-6
Actuarial gain/loss from changes in financial assumptions	825	1,677
<b>Recognized in profit or loss</b>	<b>2,798</b>	<b>3,472</b>
Benefits paid	-6,171	-7,191
<b>Obligation at December 31</b>	<b>62,719</b>	<b>66,092</b>
Less short-term portion	-7,304	-6,678
<b>Non-current obligation</b>	<b>55,415</b>	<b>59,414</b>

At December 31, 2020 and 2019, less than 1% of the non-current defined benefit obligation for service awards relate to foreign subsidiaries.

## Severance

### *Defined contribution plans*

Employees who started work for A1 Telekom Austria Group in Austria on or after January 1, 2003 are covered by a defined contribution plan. In 2020, A1 Telekom Austria Group paid TEUR 2,705 (2019: TEUR 2,548), 1.53% of the salary or wage, into this defined contribution plan (BAWAG Allianz Mitarbeitervorsorgekasse AG).

### *Defined benefit plans*

Severance benefit obligations for employees, whose employment commenced before January 1, 2003, excluding civil servants, are covered by defined benefit plans. Upon termination of employment by A1 Telekom Austria Group or upon retirement, eligible employees receive severance payments. Depending on their time in service, their severance amounts to a multiple of their monthly basic compensation plus variable components such as overtime or bonuses, up to a maximum of twelve monthly salaries. In case of death, the heirs of eligible employees receive 50% of the severance benefits. The primary risks to A1 Telekom Austria Group are salary increases and changes of interest rates.

The following table shows the components and a reconciliation of the changes in the obligation for severance:

in TEUR	2020	2019
<b>At January 1</b>	<b>158,770</b>	<b>138,054</b>
Service cost	4,405	4,503
Interest cost	1,947	2,719
<b>Recognized in profit or loss</b>	<b>6,351</b>	<b>7,222</b>
Actuarial gain/loss from experience adjustments	694	680
Actuarial gain/loss from changes in demographic assumptions	93	133
Actuarial gain/loss from changes in financial assumptions	11,166	15,490
<b>Recognized in other comprehensive income</b>	<b>11,953</b>	<b>16,303</b>
Benefits paid	-3,438	-2,813
Foreign currency adjustments	0	4
<b>Other</b>	<b>-3,439</b>	<b>-2,809</b>
<b>Obligation at December 31</b>	<b>173,636</b>	<b>158,770</b>
Less short-term portion	-3,732	-3,405
<b>Non-current obligation</b>	<b>169,904</b>	<b>155,366</b>

At December 31, 2020, approximately 4% (2019: 4%) of the non-current defined benefit obligation for severance relate to foreign subsidiaries.

**Pensions**

***Defined contribution pension plans***

In Austria, pension benefits are generally provided by the social security system for employees, and by the government for civil servants. The contributions of 12.55% of gross salaries that A1 Telekom Austria Group made in 2020 to the social security system and the government in Austria amount to TEUR 60,173 (2019: TEUR 61,895). In 2020, contributions of the foreign subsidiaries into the respective systems range between 7% and 29% of gross salaries and amount to TEUR 24,542 (2019: TEUR 24,619).

Additionally, A1 Telekom Austria Group offers a defined contribution plan for employees of some of its Austrian subsidiaries. A1 Telekom Austria Group's contributions to this plan are based on a percentage of the compensation not exceeding 5%. In 2020, the annual expenses for this plan amounted to TEUR 12,060 (2019: TEUR 13,063).

***Defined benefit pension plans***

A1 Telekom Austria Group provides defined benefits for certain former employees in Austria. All eligible employees are retired and were employed prior to January 1, 1975. This unfunded plan provides benefits based on a percentage of salary and years employed, not exceeding 80% of the salary before retirement, and taking into consideration the pension provided by the social security system. A1 Telekom Austria Group is exposed primarily to the risk of development of life expectancy and inflation because the benefits from pension plans are lifetime benefits. Furthermore, at December 31, 2020, approximately 20% (2019: 10%) of the obligation for pensions relate to the employees of the company Akenes in Lausanne, which was acquired in 2017.

The following table shows the components and a reconciliation of the changes in the obligation for pensions:

in TEUR	2020	2019
<b>At January 1</b>	<b>5,583</b>	<b>5,624</b>
Service cost	38	48
Interest cost	53	91
<b>Recognized in profit or loss</b>	<b>91</b>	<b>140</b>
Actuarial gain/loss from experience adjustments	271	-104
Actuarial gain/loss from changes in financial assumptions	295	334
<b>Recognized in other comprehensive income</b>	<b>566</b>	<b>230</b>
Benefits paid	-387	-428
Foreign currency adjustments	-3	18
<b>Other</b>	<b>-389</b>	<b>-410</b>
<b>Obligation at December 31</b>	<b>5,851</b>	<b>5,583</b>
Less short-term portion	-382	-402
<b>Non-current obligation</b>	<b>5,469</b>	<b>5,181</b>

***Sensitivity analysis***

The following table summarizes the short and long-term obligations recorded:

in TEUR, at December 31	2020	2019
Service awards	62,719	66,092
Severance	173,636	158,770
Pensions	5,851	5,583

A change in the discount rate of half a percentage point would lead to the following changes in obligations (negative values indicate a reduction in obligations):

in TEUR, at December 31	0.5 percentage point decrease	0.5 percentage point increase
<b>2020</b>		
Service awards	1,532	-1,474
Severance	12,183	-11,182
Pensions	574	-501
<b>in TEUR, at December 31</b>		
<b>2019</b>		
Service awards	1,747	-1,677
Severance	11,571	-10,590
Pensions	313	-283

A change in the rate of compensation of one percentage point would lead to the following changes in obligations (negative values indicate a reduction in obligations):

in TEUR, at December 31	1 percentage point decrease	1 percentage point increase
<b>2020</b>		
Service awards	-2,781	2,937
Severance	-21,050	24,413
Pensions	-490	564
<b>in TEUR, at December 31</b>		
<b>2019</b>		
Service awards	-3,176	3,371
Severance	-20,148	23,519
Pensions	-447	516

A change in the employee turnover rate of half a percentage point would lead to the following changes in obligations (negative values indicate a reduction in obligations):

in TEUR, at December 31	0.5 percentage point decrease	0.5 percentage point increase
<b>2020</b>		
Service awards	21	-1,485
Severance	5,064	-5,803
Pensions	5	-5
<b>in TEUR, at December 31</b>		
<b>2019</b>		
Service awards	14	-1,711
Severance	5,014	-5,968
Pensions	3	-3

For pensions, the fluctuation is only applied to beneficiaries not yet retired. The calculation of a 0.5% decrease is limited to a maximum of 0.0% of the employee turnover rate.

## (28) Stockholders' Equity

### Capital management

The capital structure of A1 Telekom Austria Group consists of liabilities and equity attributable to the equity holders of the parent company, which is disclosed in the Consolidated Statement of Changes in Stockholders' Equity and comprises common stock, treasury shares, additional paid-in capital, retained earnings, remeasurement of defined benefit plans, measurement of debt instruments, hedging reserve as well as translation reserve.

A1 Telekom Austria Group manages its capital structure to safeguard its solid capital base in order to maintain investor, creditor and market confidence as well as to provide sustainable support to the future operational development of A1 Telekom Austria Group.

At Group level, maintaining a solid investment grade rating is the number one priority. This will allow the financial flexibility required for strategically important projects. A transparent dividend policy ensures the balance between shareholder remuneration and the utilization of cash to redeem outstanding debt.

#### Share capital

At December 31, 2020 and 2019, the common stock of Telekom Austria AG amounts to TEUR 1,449,275, and is divided into 664.5 million bearer shares. At December 31, 2020 and 2019, América Móvil indirectly holds a stake of 51.00% through its 100% subsidiary América Móvil B.V., Netherlands, while ÖBAG holds a stake of 28.42% and free floated shares including treasury shares amount to 20.58%. The shares have no par value.

According to the Austrian Banking Act and the Capital Requirements Regulation, a regulation for banks by the European Union, the subsidiary paybox Bank AG must fulfil regulatory minimum equity requirements regarding bank-related risks, notably credit risk and operative risks as well as liquidity coverage requirements. On December 31, 2020 and 2019, these requirements were fulfilled.

The number of authorized, issued and outstanding shares and treasury shares is presented below:

At December 31	2020	2019
Shares authorized	664,500,000	664,500,000
Shares issued	664,500,000	664,500,000
Treasury shares	-415,159	-415,159
Shares outstanding	664,084,841	664,084,841

The shares issued are fully paid.

#### Dividend payments

The following dividends were declared by the shareholders at the Annual General Meeting and distributed by Telekom Austria AG:

	2020	2019
Date of Annual General Meeting	September 24, 2020	May 29, 2019
Dividend per share in euro	0.23	0.21
Total dividend paid in TEUR	152,740	139,458
Date of payment	October 2, 2020	June 7, 2019

The net income of Telekom Austria AG according to Austrian GAAP amounts to:

in TEUR	2020	2019
Net income	-32,072	438,342
Release of reserves reported in retained earnings	246,194	0
Allocation to reserves reported in retained earnings	0	-215,148
Profit carried forward from prior year	174,702	104,248
Unappropriated retained earnings	388,824	327,442

The unappropriated retained earnings of Telekom Austria AG according to Austrian GAAP are not subject to a dividend limitation as the restrictions of Section 235 UGB do not apply. The Management Board plans to propose to the shareholders at the Annual General Meeting to distribute a dividend of EUR 0.25 per share from unappropriated retained earnings. The Management Board and the Supervisory Board will continuously evaluate the further development of the COVID-19 pandemic in terms of its financial and general business impacts. If the business operations of Telekom Austria AG continue to have noticeable positive or unforeseen negative effects until the invitation to the Annual General Meeting, the Management Board and the Supervisory Board do not rule out a subsequent adjustment of the proposal for the appropriation of profits 2020 in any direction.

### Treasury shares

At the Annual General Meeting of Telekom Austria AG held on May 29, 2013, the Management Board was empowered to:

- (a) use these treasury shares to settle obligations under the share-based compensation plans disclosed in Note (31) and/or to transfer them for or without a consideration to employees, leading managers and members of the Management Board/management of Telekom Austria AG and of its affiliated companies;
- (b) use them as consideration for acquisitions, or
- (c) sell treasury shares at any time via the stock exchange or by public offer.

Treasury shares held at December 31	2020	2019
Number of treasury shares	415,159	415,159
Average price per share in euro	18.80	18.80
Deduction in equity in TEUR	7,803	7,803

### Additional paid-in capital

The additional paid-in capital results from the incorporation of A1 Telekom Austria Group as well as the subsequent capital increase and reorganization measures. Furthermore, effects related to employee participation plans and the retirement of treasury shares are reported in additional paid-in capital.

### Other comprehensive income (loss) items (OCI)

The other comprehensive income (loss) contains the remeasurement of severance and pension obligations (see Note (27)), measurement of debt instruments at fair value through other comprehensive income (see Note (19)), the hedging reserve (see Note (33)) as well as the translation reserve (see Note (3)). Their development is presented in the Consolidated Statement of Comprehensive Income and the Consolidated Statement of Changes in Stockholders' Equity. The foreign currency translation adjustment relates mainly to the consolidation of A1 in Belarus and Vip mobile in the Republic of Serbia.

## (29) Income Taxes

Income taxes are calculated for each taxable entity based on the expected actual income tax rate applicable. For the purpose of calculating deferred tax assets and liabilities, A1 Telekom Austria Group uses the tax rates that have been enacted or substantively enacted at the reporting date. The effect on deferred tax assets and liabilities of a change in tax rates is recognized in the period the tax rate is effectively enacted. The distribution of dividends by Telekom Austria AG has no effect on the tax rate. Investment tax credits are recognized as a reduction in income taxes in the period in which these credits are granted.

In accordance with IFRIC 23, Management regularly reviews certain tax issues for uncertainties regarding the treatment under effective tax regulations by the relevant tax authorities. Correspondingly, income tax liabilities were recognized for possibly existing tax risks based on all information available including interpretations of tax law and experience.

Income tax attributable to income before income taxes consists of the following (negative values indicate an income tax benefit):

in TEUR	2020	2019
Current income tax	50,340	84,004
Deferred income tax	71,687	70,160
<b>Income tax</b>	<b>122,027</b>	<b>154,164</b>

The table below provides information about the allocation of total income tax in the Consolidated Financial Statements:

in TEUR	2020	2019
Continuing operations	122,027	154,164
Income tax on realized result on hedging activities*	1,460	1,460
Income tax on result of debt instruments*	8	9
Income tax on remeasurement of defined benefit obligations*	-3,035	-3,986
Effect of initial application of IFRS 16**	0	57
<b>Total income tax</b>	<b>120,460</b>	<b>151,704</b>

\* Recognized in other comprehensive income (OCI).

\*\* For IFRS 16, see Note (3) to the Consolidated Financial Statements 2019.

CONSOLIDATED FINANCIAL STATEMENTS 2020

The following table shows the major reconciling items between the reported income taxes and the amount of income taxes that would have resulted by applying the Austrian statutory income tax rate of 25% to earnings before income tax:

in TEUR	2020	2019
Income tax expense at statutory rate	127,713	120,401
Foreign tax rate differential	-30,778	-23,863
Non-tax-deductible expenses	9,944	11,944
Tax incentives and tax-exempted income	-5,944	-7,189
Tax-free income (loss) from investments	-76	-61
Change in tax rate	1,272	0
Tax benefit/expense prior periods	-9,905	14,357
Changes in deferred tax assets not recognized	9,107	1,531
Impairments (reversals of impairments) of investments in subsidiaries	19,825	37,743
Other	868	-699
<b>Income tax</b>	<b>122,027</b>	<b>154,164</b>
Effective income tax rate	23.89%	32.01%

In 2020 and 2019, non-deductible expenses consist mainly of non-deductible withholding taxes on dividends as well as various non-deductible expenses in the individual countries. In 2019, the tax effect of interest expense on taxes is also included, as this is not deductible for tax purposes (see Note (7)).

Tax incentives and tax-exempted income relate mainly to investment and other tax incentives in the individual countries. In 2020, the tax effect of interest income on taxes is included, as this is not subject to taxation (see Note (7)). Furthermore, both years reported include the tax-free income on the fictitious amortization of tax goodwill related to the Austrian tax group. Amortization of tax goodwill according to Section 9 (7) KStG is treated as a temporary difference on investments in subsidiaries for tax purposes. According to IAS 12.39, no deferred tax liabilities are recorded in that case. In 2020 and 2019, there are no taxable differences in this respect.

The change in tax rate is due to an increase in corporate income tax from 18% to 30% for mobile operators in Belarus for the years 2021 and 2022.

In 2020, the tax benefit for prior periods relates to the tax benefit for the tax audit in Bulgaria, explained below, and to the tax expense for a tax audit of the Austrian tax group covering the years 2010 to 2015. In 2019, the tax expense for prior periods related essentially to a tax audit in Bulgaria. In 2018, A1 Bulgaria received the tax assessments for a tax audit covering the years 2010 to 2012, which did not accept amortization of brand name and customer base to be tax deductible and also imposed related interest on taxes (see Note (7)). An appeal was filed against these tax assessments as the Supreme Court decided in favor of A1 Bulgaria regarding the amortization of customer base for the years 2007 to 2009. However, in April 2019, the Supreme Court disallowed both amortization of brand name and customer base for tax purposes in 2010. Following the decision for the year 2010, taxes and interest on tax related to the customer base for the years 2011 and 2012, which were not finally assessed, were additionally accrued, which resulted in a tax expense for prior periods in 2019. In February 2020, the Supreme Court decided conclusively for the year 2012 that the amortization of the customer base was tax deductible. In June 2020, the Supreme Court decided for the year 2011 that the amortization of both brand name and customer base was tax deductible. These decisions resulted in a tax benefit for prior periods and in income related to interest on taxes in 2020 as the accrual for tax and interest on tax related to the customer base for the years 2011 and 2012 and to the brand name for the year 2011 was released.

The tax effect of impairments (reversals of impairments) of investments relates to taxable write-downs and reversals of write-downs of investments in affiliated companies in Austria.

In accordance with IAS 12, deferred tax assets and liabilities are recognized for all temporary differences between the carrying amounts of assets and liabilities and their tax bases. Furthermore, deferred taxes are recognized for current year tax losses and tax loss carry-forwards as well as certain impairment losses on investments for which recognition for tax purposes is deferred over a specified period. The tax effects of temporary differences that give rise to deferred tax assets and liabilities are set out below:

in TEUR, at December 31	Deferred tax assets		Deferred tax liabilities	
	2020	2019	2020	2019
Loss carry-forwards	105,662	168,642	0	0
Impairments of investments	0	10,712	0	0
Property, plant and equipment	3,273	3,591	-50,042	-42,940
Right-of-use assets	0	0	-144,613	-157,733
Other intangible assets	30	37	-72,205	-77,493
Accounts receivable: Subscribers, distributors and other	9,250	8,513	-565	-538
Contract cost	0	0	-7,412	-7,522
Lease liabilities	147,029	158,950	0	0
Provisions, long-term	52,167	50,085	0	0
Employee benefit obligations	33,459	30,820	0	0
Accrued liabilities and accounts payable	17,813	19,175	-80	-8
Other	3,477	3,132	-4,829	-5,135
<b>Total</b>	<b>372,160</b>	<b>453,657</b>	<b>-279,747</b>	<b>-291,370</b>
Set off	-275,672	-284,717	275,672	284,717
<b>Deferred tax assets/liabilities</b>	<b>96,487</b>	<b>168,940</b>	<b>-4,074</b>	<b>-6,653</b>
<b>Net deferred tax assets/liabilities</b>	<b>92,413</b>	<b>162,287</b>		

In assessing the recoverability of deferred tax assets, the Management Board considers whether it is probable that all deferred tax assets will be realized. The realization of deferred tax assets is dependent upon the generation of sufficient future taxable income during the periods in which these temporary differences become deductible. These are based on business plans with a detailed planning period of five years. The Management Board considers the scheduled release of deferred tax liabilities and projected future taxable income when making this assessment.

In Austria, A1 Telekom Austria Group established a tax group according to Section 9 of the Austrian Corporate Tax Act (KStG), with Telekom Austria AG as the head of the tax group. The head of the tax group and its members have agreed on tax compensation. Positive taxable results are subject to a tax rate of 23%. Negative taxable results are not reimbursed but netted with future positive results of the tax group members. Deferred tax assets and liabilities for the members of the tax group (currently all significant Austrian subsidiaries) are reported on a net basis since the tax group is treated as one taxable entity.

The deferred tax assets on loss carry-forwards relate almost exclusively to the Austrian tax group. In Austria, the annual usage of loss carry-forwards, which can be carried forward indefinitely, is generally limited to 75% of the respective taxable income.

Impairments of investments relate to impairments of investments in subsidiaries for which the recognition of the expense is deferred over seven years according to Austrian tax law and for which deferred tax is recognized (according to the respective guidance in "Effects of tax write-downs according to Section 12 (3) No 2 of the Austrian Corporate Tax Act on the accounting of income taxes according to IAS 12 in consolidated or single IFRS financial statements" issued by the Austrian Financial Reporting and Auditing Committee).

Deferred tax liabilities on property, plant and equipment are mostly due to differences in the carrying amounts of retirement obligations for assets (see Note (23)) as well as to increases in carrying amounts in Belarus from 2011 to 2014 due to hyperinflation accounting according to IAS 29, which may not be recognized for tax purposes.

Right-of-use assets and lease liabilities according to IFRS 16 may not be recognized for tax purposes in some countries, resulting in deferred tax assets or liabilities.

Deferred tax liabilities on other intangible assets are mainly due to the recognition of assets according to IFRS 3 in the course of business combinations.

Contract costs may not be recognized for tax purposes in some countries, resulting in deferred tax liabilities.

Deferred tax assets on long-term provisions relate mostly to the provision for the asset retirement obligation, which may only be partly recognized for tax purposes, as well as to differences in the IFRS and tax value of the restructuring provision in Austria (see Note (23)).

Deferred tax assets on employee benefit obligations result from the difference between the amount recognized in accordance with Section 14 of the Austrian Income Tax Act (EStG) and the amount of the projected unit credit method in accordance with IAS 19 (see Note (27)).

The following deferred tax assets were not recognized as the realization in the near future is not probable according to tax planning.

in TEUR, at December 31	2020	2019
Net operating loss carry-forwards	381,615	381,991
Temporary differences related to impairments of investments in consolidated subsidiaries	2,593	26,571
<b>Deferred tax assets not recognized</b>	<b>384,208</b>	<b>408,562</b>

The deferred tax assets not recognized relate essentially to Austrian investment companies and are due to tax impairments of investments in subsidiaries. As these investment companies do not generate operating results, no future taxable income is expected and thus a realization in the detailed planning period and thereafter is unlikely, although the loss carry-forwards can be carried forward indefinitely.

At December 31, 2020, no deferred tax liabilities were recognized on temporary differences related to investments in subsidiaries amounting to TEUR 65,236 (2019: TEUR 64,463), since it is unlikely that these temporary differences will be reversed in the foreseeable future.

### (30) Leases

#### Lessee

According to IFRS 16, a lessee recognizes a right-of-use asset and a lease liability upon lease commencement.

A1 Telekom Austria Group essentially leases telecommunication sites for fixed-line and mobile telephony as well as other infrastructure and buildings. The lease term is generally equal to the non-cancellable term of the contract. In addition, options to extend or terminate a contract are taken into account. For cancellable contracts with an indefinite term, A1 Telekom Austria Group determined a contract term of seven years which takes into account the planning period, technology, business strategy as well as probabilities. The period of seven years is also applied to options to extend lease contracts. For certain leases related to fixed infrastructure in Austria, 15 years was determined as the appropriate lease term.



CONSOLIDATED FINANCIAL STATEMENTS 2020

The following table provides a roll-forward of the right-of-use assets ("RoU") recognized, broken down into the respective asset classes:

in TEUR	RoU Land & buildings	RoU Telecommunication sites	RoU Other facilities	RoU Leased lines	Total
<b>Cost</b>					
At January 1, 2019	375,053	516,339	17,836	101,491	1,010,719
Additions	23,895	63,471	11,312	34,145	132,824
Disposals	-10,122	-31,601	-2,002	-5,815	-49,540
Translation adjustment	376	1,619	3	78	2,077
At December 31, 2019	389,202	549,829	27,150	129,899	1,096,079
Additions	36,011	53,209	8,621	46,055	143,896
Disposals	-15,167	-37,523	-2,738	-14,931	-70,360
Translation adjustment	-3,010	-11,720	-240	-545	-15,515
At December 31, 2020	407,035	553,795	32,793	160,478	1,154,101
<b>Accumulated amortization and impairment</b>					
At January 1, 2019	0	0	0	0	0
Additions	-48,728	-83,032	-8,236	-20,383	-160,379
Disposals	3,216	2,165	718	91	6,190
Translation adjustment	14	51	0	2	67
At December 31, 2019	-45,497	-80,817	-7,518	-20,290	-154,122
Additions	-46,419	-83,205	-8,875	-25,015	-163,515
Disposals	2,576	5,631	2,183	2,172	12,563
Translation adjustment	939	2,977	102	33	4,052
At December 31, 2020	-88,402	-155,414	-14,107	-43,100	-301,023
<b>Carrying amount at</b>					
December 31, 2020	318,633	398,381	18,686	117,378	853,078
December 31, 2019	343,705	469,012	19,632	109,609	941,957

In addition to new contracts, additions to right-of-use assets contain modifications and renewals of contracts as well as index adjustments.

Total cash outflow for leases is disclosed in the following table (for the development of lease liabilities, see Note (32)).

in TEUR	2020	2019
Lease principal paid	153,802	149,482
Lease interest paid	15,225	16,643
Prepaid right-of-use assets	8,641	4,741
Leases operating expense	4,642	9,714
<b>Total cash outflow for leases</b>	<b>182,311</b>	<b>180,580</b>

In 2020, operating leasing expense was reduced due to COVID-19-Related Rent Concessions by TEUR 732. These relate mainly to shops that were obliged to stay closed during the COVID-19 lockdown as well as to office premises (see Note (3)).

The following table provides a maturity analysis of lease liabilities:

in TEUR at December 31	2020	2019
2020	n.a.*	162,695
2021	165,408	152,982
2022	152,377	143,865
2023	141,125	135,431
2024	127,423	124,165
2025	115,994	n.a.*
Thereafter	199,939	286,030
<b>Total minimum lease payments</b>	<b>902,266</b>	<b>1,005,168</b>
Less amount representing interest	-47,333	-64,324
<b>Present value of lease payments</b>	<b>854,933</b>	<b>940,844</b>
thereof short-term portion	154,374	152,621
thereof long-term portion	700,559	788,222

\*not applicable for the respective reporting period

A1 Telekom Austria Group elected to apply the recognition exemptions for low-value assets and short-term leases for certain lease assets that are insignificant for its business operations. The recognition exemptions were not applied to base stations, technical sites and facilities as well as buildings and vehicles. Non-lease components in contracts such as electricity, maintenance, etc. are excluded from the right-of-use calculation. The following table discloses the expenses recognized for:

in TEUR	2020	2019
Short-term leases	1,317	1,950
Leases of low-value assets	118	84
Variable lease payments	3,207	7,680

Interest recognized is disclosed in Note (7).

For lease contracts containing options to extend or terminate a lease, A1 Telekom Austria Group assesses at lease commencement date whether it is reasonably certain to exercise the options. A1 Telekom Austria Group reassesses whether it is reasonably certain to exercise the option to extend or terminate the lease if there is a significant event or significant changes in circumstances within its control. Generally, options to extend or terminate a lease exercisable within a period of seven years are considered exercised respectively not terminated for all substantial contracts for A1 Telekom Austria Group's business activity and thus included in the calculation of the right-of-use asset and the lease liability at commencement date respectively at initial adoption of IFRS 16 at January 1, 2019. Apart from this A1 Telekom Austria Group has no significant options for other leases in its portfolio. Some lease contracts are subject to restrictions, as the approval of the lessor is needed to sublease the leased asset or to extend an existing lease asset. However, this has no impact on current business operations.

#### Lessor

Lessors shall classify each lease as an operating lease or a finance lease:

#### Operating Leasing

If substantially all the risks and rewards incidental to ownership are attributable to A1 Telekom Austria Group as a lessor, the leased asset is recognized by A1 Telekom Austria Group. Measurement of the leased asset is then based on the accounting policies applicable to that asset in accordance with IAS 16. At December 31, 2020, the carrying amount of assets held exclusively under finance lease amounts to TEUR 18,327 (2019: TEUR 19,719). Furthermore, lease revenues are generated by renting out parts of buildings and telecommunication sites, e.g. mobile sites. The share in these leased out items of property, plant and equipment is not reported separately, thus their carrying amount is not included in the amounts disclosed above (see Note (15)).

Payments under operating leases are recognized as revenue on a straight-line basis over the terms of the contracts and amount to:

in TEUR at December 31	2020	2019
2020	n.a.*	22,336
2021	24,139	16,990
2022	17,048	17,192
2023	14,188	12,621
2024	12,377	7,272
2025	5,589	n.a.*
Thereafter	18,134	14,962
<b>Total minimum lease payments</b>	<b>91,474</b>	<b>91,372</b>

\*not applicable for the respective reporting period

### Finance Lease

Since 2019, A1 Telekom Austria Group leases out private automatic branch exchange equipment (PABX) under finance lease. The following table sets forth a maturity analysis of the lease payments as well as the recognized loss allowances on finance lease receivables (see Notes (13) and (20)):

in TEUR at December 31	2020	2019
2020	n.a.*	1,749
2021	1,727	1,374
2022	1,408	984
2023	1,003	734
2024	696	100
2025	13	n.a.*
Thereafter	47	34
<b>Total minimum lease payments</b>	<b>4,894</b>	<b>4,975</b>
Less amount representing interest	- 316	- 285
<b>Present value of finance lease receivables</b>	<b>4,578</b>	<b>4,690</b>
thereof short-term portion	1,584	1,749
thereof long-term portion	2,994	2,941
Loss allowances	90	90

\*not applicable for the respective reporting period

Finance lease revenues are reported in equipment revenues (see Note (5)). Interest income on finance lease, which is recognized in the financial result, is disclosed in Note (7).

## (31) Share-based Compensation

### Long-term incentive (LTI) program

A1 Telekom Austria Group introduced a long-term incentive program (LTI) in 2010. In accordance with IFRS 2, share-based payments are measured at fair value at the grant date and at every balance sheet date. The expense is recognized over the vesting period. Due to the Supervisory Board's decision to settle bonus shares granted in the course of the long-term incentive program in cash (subsequently called fictitious bonus shares), the share-based payments are recorded as a liability.

The members of the Management Board of Telekom Austria AG (see Note (36)) are the participants of this program. They are required to invest an amount depending on the annual gross basic salaries in Telekom Austria shares and to hold these shares until the end of the holding period (at least three years). For each tranche, the number of fictitious bonus shares granted is calculated based on the average Telekom Austria stock price for a defined period. The performance period for meeting the performance targets was determined to be three years. The target values for these key indicators were determined by the Supervisory Board. At the vesting date (at the earliest three years after the grant date), fictitious bonus shares will be allocated to the participants and will be settled in cash. If the targets are fully met, fictitious bonus shares equal to the double personal investment will be allocated to the participants. If the targets are exceeded, proportionally additional fictitious bonus shares will be allocated up to a maximum of 350% of the shares on a pro rata basis. This maximum amount of fictitious bonus shares is allocated if the targets are overachieved by 175% or more. In case of a significant underperformance, no bonus shares will be allocated.

On August 1, 2020, the eleventh tranche (LTI 2020) was granted. Return on invested capital ("ROIC", weighted with 34%), the market revenue share of A1 Telekom Austria Group (weighted with 33%) and sustainable financing (long-term financing in the years 2020 to 2022 under a green bond or sustainable finance certificate, weighted with 33%) were defined as key performance indicators.

On September 1, 2018, the ninth tranche (LTI 2018) and on August 1, 2019, the tenth tranche (LTI 2019) were granted. Return on invested capital (ROIC) and the market revenue share of A1 Telekom Austria Group (weighted with 50% each) were defined as key performance indicators.

On June 1, 2017, the eighth tranche (LTI 2017) was granted. ROIC and the market revenue share of A1 Telekom Austria Group (weighted with 50% each) were defined as key performance indicators. The LTI 2017 was granted only to the members of the Management Board of Telekom Austria AG in 2017, Alejandro Plater and Siegfried Mayrhofer. The actual performance and the bonus shares allocated are summarized in the subsequent table; the settlement was effected in cash.

The following table summarizes the significant terms and conditions for the tranche settled this year and for each tranche not yet settled:

	LTI 2020	LTI 2019	LTI 2018	LTI 2017
Start of the program	January 1, 2020	January 1, 2019	January 1, 2018	January 1, 2017
Grant date	August 1, 2020	August 1, 2019	September 1, 2018	June 1, 2017
End of vesting period	December 31, 2022	December 31, 2021	December 31, 2020	December 31, 2019
Vesting date	August 1, 2023	August 1, 2022	September 1, 2021	June 1, 2020
Personal investment at grant date	75,770	77,618	58,719	54,271
Personal investment at reporting date*	75,770	77,618	58,719	54,271
Expected performance**	99.10%	94.80%	97.10%	71.20%
Expected bonus shares***	150,176	147,164	114,032	0
Maximum bonus shares***	265,195	271,663	205,517	0
Fair value of program in TEUR	879	898	690	0
Allocated bonus shares	0	0	0	77,281
Average stock price at end of vesting period in euro	0	0	0	7.08
Share-based compensation in TEUR	0	0	0	547

\* For LTI 2017, personal investment at the end of the vesting period.

\*\* For LTI 2017, actual performance at the end of the vesting period.

\*\*\* Taking into account the allocation of fictitious bonus shares equal to the double personal investment.

As of the reporting date, a liability measured at fair value for the portion of the expected future expense of the LTI program that has already vested, has been recognized. The fair value of the liability is measured based on the expected target achievement and the expected share price, as determined by applying a binomial calculation model generally used for share price analysis, taking into account expected dividends. The liability is recognized over the vesting period (see Notes (22) and (26)). The following personnel expense is recognized in the Consolidated Statement of Comprehensive Income:

in TEUR	2020	2019
Personnel expense LTI	62	1,003

## (32) Cash Flow Statement

The other adjustments in the non-cash and other reconciliation items in the Consolidated Statement of Cash Flows in 2020 and 2019 result from non-cash effects of the asset retirement obligation recognized in other operating income (see Note (23)).

The dividends received in 2020 and 2019 and recognized in the financial result (see Note (7)) had already been settled in cash as of December 31 and are reported in cash flow from operating activities. Dividends paid in 2020 and 2019 to the non-controlling interests of subsidiaries (see Note (34)) are disclosed in the Consolidated Statement of Changes in Stockholders' Equity.

In 2020, cash and cash equivalents acquired in the course of business combinations amounted to TEUR 192 (2019: TEUR 182), (see Note (34)).

The following table provides a reconciliation of capital expenditures paid to total capital expenditures:

in TEUR	2020	2019
<b>Capital expenditures paid</b>	<b>742,530</b>	<b>873,872</b>
Reconciliation of additions in accounts payable	-79,763	13,898
Reconciliation of government grants	-2,690	-3,214
Reconciliation of right-of-use assets paid	-8,641	-4,741
<b>Total capital expenditures</b>	<b>651,435</b>	<b>879,816</b>

For the definition of capital expenditures, see Note (1). At December 31, 2020, TEUR 67,261 (2019: TEUR 180,831) of the additions to intangible assets and property, plant and equipment in the current year have not yet been paid (see Notes (15) and (16)).

In accordance with IAS 7.43, the reconciliation of additions to accounts payable includes the adjustment of capital expenditures of the current period not yet paid as well as capital expenditures of prior periods paid in the current period. The reconciliation of government grants contains grants not yet paid, which have already been deducted from capital expenditures as well as grants of prior periods paid in the current period (see Notes (13) and (15)). The reconciliation of right-of-use assets paid contains prepayments and other direct costs, which are paid up to the commencement date of the lease and are reported in the cash flow from investing activities.

The following tables show the development of the total liabilities from financing activities (see Notes (21), (25) and (30)):

in TEUR	December 31, 2020	Cash flow	Non-cash changes				January 1, 2020
			Foreign exchange differences	Accretion expense	Lease*	Additions	
Debt	2,542,764	-119,812	0	0	0	1	2,662,575
Lease liabilities	854,933	-169,027	-9,068	14,914	77,270	0	940,844
Deferred consideration from business combinations	7,053	0	5	32	0	5,837	1,179
<b>Total liabilities from financing activities</b>	<b>3,404,750</b>	<b>-288,839</b>	<b>-9,063</b>	<b>14,946</b>	<b>77,270</b>	<b>5,838</b>	<b>3,604,598</b>

in TEUR	December 31, 2019						January 1, 2019
Debt	2,662,575	-118,842	0	0	0	0	2,781,417
Lease liabilities	940,844	-166,125	1,339	17,494	85,109	0	1,003,026
Deferred consideration from business combinations	1,179	-3,503	25	57	0	0	4,600
<b>Total liabilities from financing activities</b>	<b>3,604,598</b>	<b>-288,470</b>	<b>1,364</b>	<b>17,551</b>	<b>85,109</b>	<b>1,002,394</b>	<b>2,786,648</b>

\* Includes additions to new lease contracts as well as terminations or modifications of existing lease contracts. The effect from the initial adoption of IFRS 16 is included in the opening balance 2019 (see Note (3) to the Consolidated Financial Statements 2019).

In 2020, additions to debt and to deferred consideration from business combinations relate to the acquisition of Invenium (see Note (34)). The following table discloses the payments in 2019 (see Notes (26) and (34)):

in TEUR	2019
Deferred consideration paid for Akenes	-2,232
Deferred consideration paid for Metronet	-1,271
Deferred consideration paid for business combinations	-3,503

### (33) Financial Instruments

#### Classification of financial instruments

Financial assets and financial liabilities are classified at initial recognition.

Financial assets and financial liabilities are recognized when A1 Telekom Austria Group becomes a party to a financial instrument. A1 Telekom Austria Group uses the settlement date for recording regular purchases and sales of financial assets. Derivative financial instruments are recognized at the trade date and derecognized when settled. Financial assets and financial liabilities are initially recognized at the fair value of the consideration given or received. Transaction costs are included in the initial measurement, except for financial instruments, which are recognized at their fair value through profit or loss.

In order for a financial asset to be classified and measured at amortized cost or at fair value through OCI, it needs to give rise to cash flows that are "solely payments of principal and interest (SPPI)" on the principal amount outstanding. This assessment is referred to as the SPPI test and is performed at instrument level. The business models of A1 Telekom Austria Group are "hold to collect" and "hold to collect and sell", respectively, and no derivative financial instruments are held. The contractual cash flows of non-derivative financial instruments consist mainly of principal and interest.

Financial assets include in particular cash and cash equivalents, investments, accounts receivable: subscribers, distributors and other, net as well as other receivables and receivables due from related parties, which are measured at the lower of cost or net realizable value. Furthermore, financial instruments are included that are measured at fair value (see Note (19)).

Financial liabilities include, in particular, accounts payable trade, issued bonds, other financial liabilities and payables due to related parties and are recognized initially in the amount corresponding to the financial inflow. Differences between the amount received and the amount to be repaid are recognized over the term of the liability in the financial result (amortized cost) using the effective interest rate method. For financial liabilities carried at amortized cost, gains or losses are recognized in profit or loss when the financial liability is derecognized.

Financial assets and financial liabilities are offset and the net amount is presented in the Statement of Financial Position only when A1 Telekom Austria Group has a contractual right to offset the recognized amounts and intends to settle on a net basis.

#### Fair value and fair value hierarchy of financial instruments

According to IFRS 13, the fair value is the price that would be received to sell an asset or paid to transfer a liability. A three-level hierarchy is to be applied. Level 1 contains financial assets and liabilities based on quoted prices in active markets for identical assets or liabilities. Level 2 contains financial assets and liabilities based on inputs other than quoted market prices included within Level 1 that are observable for the asset or liability, either directly or indirectly. Level 3 contains financial assets and liabilities based on inputs that are unobservable. When determining the fair value, the credit risk is taken into account as well.

The following tables show the classification as well as the carrying amounts and fair values of financial assets and financial liabilities (debt) including information on their hierarchy level. Fair values are not disclosed in case the carrying amount is a reasonable approximation of the fair value:

in TEUR, at December 31	Carrying amount 2020	Fair value 2020	Carrying amount 2019	Fair value 2019
Cash and cash equivalents	210,879	n.a.*	140,293	n.a.*
Accounts receivable: Subscribers, distributors and other	782,628	n.a.*	873,048	n.a.*
Receivables due from related parties	495	n.a.*	920	n.a.*
Other current financial assets	3,990	n.a.*	5,575	n.a.*
Other non-current financial assets	16,161	n.a.*	18,053	n.a.*
Investments at amortized cost	168,071	n.a.*	3,271	n.a.*
<b>Financial assets at amortized cost</b>	<b>1,182,224</b>	<b>n.a.*</b>	<b>1,041,160</b>	<b>n.a.*</b>
Equity instruments at fair value through profit or loss - mandatory	5,091	5,091	6,791	6,791
Debt instruments at fair value through other comprehensive income - mandatory	2,550	2,550	2,556	2,556
Debt instruments at fair value through profit or loss - mandatory	1,534	1,534	1,699	1,699
<b>Financial assets at fair value</b>	<b>9,175</b>	<b>9,175</b>	<b>11,046</b>	<b>11,046</b>

\* Not applicable as the practical expedient of IFRS 7.29 (a) was applied.

The fair value hierarchy of financial investments measured at fair value reflects the market proximity of the inputs in such fair value measurements:

in TEUR	Level 1	Level 2	Level 3	Total
<b>At December 31, 2020</b>				
Financial assets measured at fair value	8,156	1,019	0	9,175
<b>At December 31, 2019</b>				
Financial assets measured at fair value	9,862	1,184	0	11,046

in TEUR, at December 31	Carrying amount 2020	Fair value 2020	Carrying amount 2019	Fair value 2019
Liabilities to financial institutions	22	22	0	0
Bonds	2,542,742	2,709,357	2,539,575	2,748,776
Multi-currency notes program	0	0	123,000	123,035
Accounts payable - trade	504,805	n.a.*	706,955	n.a.*
Accrued interest	29,990	n.a.*	41,289	n.a.*
Payables due to related parties	181	n.a.*	608	n.a.*
Other current financial liabilities	34,890	n.a.*	37,074	n.a.*
Other non-current financial liabilities	52,582	52,447	62,491	62,437
<b>Financial liabilities at amortized cost</b>	<b>3,165,212</b>	<b>n.a.*</b>	<b>3,510,991</b>	<b>n.a.*</b>
<b>Lease liabilities</b>	<b>854,933</b>	<b>n.a.*</b>	<b>940,844</b>	<b>n.a.*</b>

\* Not applicable as the practical expedients of IFRS 7.29 (a) respectively IFRS 7.29 (d) for lease obligations were applied.

The fair values of the quoted bonds (EMTN bonds and Eurobonds) equal the face value multiplied by the price quotations at the reporting date and are thus classified as Level 1 of the fair value hierarchy.

The fair values of the multi-currency notes and bank liabilities are measured at the present values of the cash flows associated with the debt, based on the applicable yield curve. The fair values of other non-current financial liabilities are measured at the present value of their cash flows based on current discount rates. Thus, these financial liabilities are classified as Level 2 of the fair value hierarchy.

## Financial risk management

### Overview

A1 Telekom Austria Group is exposed to various financial risks with respect to its financial assets, liabilities and anticipated transactions, including credit risk, liquidity risk and the market risk which comprises interest rate and foreign currency exchange rate risk.

The financial risk management is centrally organized. The guideline establishing policies, responsibilities and competences is valid for both the Group Treasury and the financial departments of the subsidiaries. The existing risks are regularly monitored and, if necessary, A1 Telekom Austria Group responds to changes in market conditions. A1 Telekom Austria Group neither holds nor issues derivative financial instruments for trading, hedging or speculative purposes.

At the reporting dates, A1 Telekom Austria Group did not have any significant concentration of business transacted with a particular supplier or customer or creditor which could, if suddenly eliminated, significantly impact operations. Furthermore, A1 Telekom Austria Group does not have any concentration of risk with respect to contractors, other services, franchises or other rights which could, if suddenly eliminated, severely impact operations.

A1 Telekom Austria Group operates in markets in the Central Eastern European (CEE) region. Operations in the CEE region involve uncertainties, including transfer, currency and tax uncertainties that may affect business activities. The accompanying Consolidated Financial Statements reflect the Management Board's assessment of the impact of the CEE business environment on the operations and the financial position of A1 Telekom Austria Group. The actual development of the future business environment may differ from this assessment.

#### Credit risk

Credit risk is the risk of financial loss if a customer or counterparty to a financial instrument fails to meet its contractual obligations, and arises principally from accounts receivable trade and investment activities.

#### *Financial investments and cash and cash equivalents*

A1 Telekom Austria Group invests its cash with various financial institutions with appropriate credit standings and its financial investments are generally of a short-term nature and entered into only with those counterparties holding investment grade ratings. If no such external rating is available, an internal rating is performed on the basis of quantitative ratios. Therefore, no exposure to a significant credit risk was identified for financial investments and cash and cash equivalents.

The carrying amount of financial investments and cash and cash equivalents represents the maximum credit risk exposure (see Notes (9) and (19)):

in TEUR, at December 31	2020	2019
Financial investments	177,246	14,317
Cash and cash equivalents	210,879	140,293
<b>Carrying amount</b>	<b>388,124</b>	<b>154,610</b>

#### *Accounts receivable: Subscribers, distributors, contract assets and other financial assets*

A1 Telekom Austria Group's exposure to credit risk is influenced mainly by the individual characteristics of each customer or group of customers. Within the framework of the applicable legal regulations, each new customer is analyzed individually for creditworthiness. Credit risk or the risk of late payment by contractual partners is monitored via credit checks, credit limits and routine controls. Due to the large number of customers and the high level of diversification of the portfolios, the default of any single customer would not have a significant impact (low concentration risk) on the Consolidated Financial Statements. Within A1 Telekom Austria Group, operative credit risk management functions are performed at the operating company level.

The maximum exposure to credit risk for accounts receivable: subscribers, distributors and other, net, as well as financial assets and contract assets equals their carrying amounts (see Notes (10), (13), (20) and (14)):

in TEUR, at December 31	2020	2019
Accounts receivable: Subscribers, distributors and other	782,628	873,048
Financial assets	20,151	23,627
Contract assets	106,845	124,205
<b>Carrying amount</b>	<b>909,625</b>	<b>1,020,880</b>

Accounts receivable from related parties are not included as they are immaterial.



As a result of the low concentration of credit risk described above, A1 Telekom Austria Group has no insurance for its accounts receivable. However, based on the credit assessment of retail and wholesale customers, A1 Telekom Austria Group requires bank guarantees and cash deposits (see Notes (22) and (26)).

in TEUR, at December 31	2020	2019
Cash deposits	11,883	11,237
Bank guarantees	2,954	3,693

Impairment losses of contract assets and accounts receivable: subscribers, distributors and other are measured at the expected lifetime credit loss (see Note (6)). A1 Telekom Austria Group uses an allowance matrix to determine the lifetime expected credit losses on accounts receivable: subscribers, distributors and other as well as contract assets. The following table shows the total gross carrying amounts ("Gross") and the average expected credit losses ("ECL") for accounts receivable: subscribers, distributors and other measured by using the allowance matrix:

in TEUR, at December 31	Gross 2020	ECL 2020	Gross 2019	ECL 2019
unbilled & billed, not yet due	715,800	21,878	777,227	15,586
Past due 0-30 days	49,005	5,538	61,317	5,350
Past due 31-60 days	16,706	5,430	19,644	5,958
Past due 61-90 days	10,925	4,401	9,653	4,252
More than 90 days	264,460	237,021	259,656	223,302
<b>Total</b>	<b>1,056,895</b>	<b>274,267</b>	<b>1,127,497</b>	<b>254,448</b>

A1 Telekom Austria Group has grouped accounts receivable according to similar default patterns based on past experience (accounts receivable: subscribers, installment sales, distributors, interconnection and roaming) and the loss rates are based on days past due. The loss allowance matrix is based on A1 Telekom Austria's historically observed default rates, which are updated annually. Due to the large number of customers and the high degree of diversification of the portfolios the default risk of individual industries in which customers operate, has less of an influence on credit risk. So far forward-looking information, such as forecasts of changes in unemployment rates or gross domestic product, was not taken into account, as there was no indication that actual credit losses would deviate significantly from historical average. However, in 2020, the forecast of a sharp increase in insolvencies in the following year was taken into account. As a result of this higher expected credit risk due to COVID-19, as described in Note (3), A1 Telekom Austria Group increased the general loss allowance for accounts receivable not yet due from subscribers and from installment sales, which led to additional bad debt expense of TEUR 6,662 (see "charged to expenses" in the following table presenting the development of the loss allowance as well as Note (6)).

The assessment of the correlation between historically observed default rates, forecasted economic conditions and expected credit losses represents a significant estimate. Customers' actual default in the future may differ from these estimates due to changes in the circumstances.

The following table shows the development of the loss allowance for accounts receivable: subscribers, distributors and other, net (see Note (10)):

in TEUR	2020	2019
At January 1	254,448	241,204
Foreign currency adjustment	-4,815	377
Change in reporting entities	84	0
Reversed	-4,566	-4,427
Charged to expenses	64,085	52,784
Amounts written-off	-34,969	-34,019
Reclassification	0	-1,471
<b>At December 31</b>	<b>274,267</b>	<b>254,448</b>

The reclassification in 2019 relates to deferred receivables (see Note (20)).

The maximum credit risk of accounts receivable: subscribers, distributors and other, net broken down by geographic region and the breakdown of the loss allowance was:

in TEUR, at December 31	2020	2019
Domestic	973,398	998,414
Foreign	83,497	129,083
Loss allowances	-274,267	-254,448
<b>Accounts receivable: Subscribers, distributors and other</b>	<b>782,628</b>	<b>873,048</b>
Thereof		
Specific loss allowance	5,015	4,349
General loss allowance	269,252	250,100

If there is objective evidence that A1 Telekom Austria Group will not be able to collect all amounts due according to the original terms, a default in payment is expected and an impairment is recorded (specific loss allowance). Serious financial difficulties of the debtor, the probability that the debtor will enter bankruptcy or financial reorganization, and default or delinquency in payments are considered to be indicators that the receivable is impaired. A financial asset is impaired if the collection of contractual cash flows cannot be reasonably expected. In 2020, income from collections of impaired receivables subject to enforcement activity amounted to TEUR 2,613 (2019: TEUR 4,319) and was recognized in other operating income (see Note (5)).

At December 31, 2020, accounts receivable: subscribers, distributors and other from A1 Telekom Austria Group's customer with the highest turnover amount to TEUR 13,040 (2019: TEUR 11,815). Thus, there is no major concentration of risk of default respectively credit risk.

The following table shows the development of the loss allowance of contract assets (see Note (14)):

in TEUR	2020	2019
<b>At January 1</b>	<b>3,297</b>	<b>3,796</b>
Foreign currency adjustment	-13	3
Reversed	-5,056	-5,580
Charged to expenses	4,727	5,079
<b>At December 31</b>	<b>2,955</b>	<b>3,297</b>

Upon recognition of contract assets, the related impairment loss is recognized at the credit default rate of the receivables "not yet billed & billed and not yet due". Upon reclassification to receivables, the impairment of contract assets is derecognized.

Impairment losses on financial assets are based on the expected credit loss for twelve months and are disclosed in Notes (13) and (20). Loss allowances for finance lease receivables are measured at the expected credit loss and are disclosed in Note (30).

#### Liquidity risk

Liquidity risk is the risk that A1 Telekom Austria Group will not be able to meet its financial obligations as they fall due. A1 Telekom Austria Group's approach to managing liquidity is to ensure that A1 Telekom Austria Group will always have sufficient liquidity to meet liabilities when due, under both normal and stressed conditions. A monthly rolling consolidated liquidity planning is drawn up for this purpose and serves as the basis for determining the liquidity requirement. Furthermore, there is a liquidity reserve in the form of committed credit lines.

#### Funding sources

A1 Telekom Austria Group's treasury department is responsible for the financial management and makes optimum use of potential synergies in financing the operations of A1 Telekom Austria Group's subsidiaries. Its primary objective is to secure liquidity in a cost-effective manner by pooling the cash flows and clearing group accounts. This ensures the management of short-term investments and loans at optimal interest rates with minimal administrative effort.

Cash flow from operations is the basis for securing sufficient liquidity of A1 Telekom Austria Group. Principal sources of external funding are bank loans and capital markets. For details of outstanding long-term debt and a description of the different types of debt as of the reporting date, see Note (25).

In order to diversify its short-term funding sources, A1 Telekom Austria Group implemented a multi-currency short-term treasury notes program ("multi-currency notes") with a maximum volume of TEUR 300,000 in 2007. The program was closed on May 25, 2020. At that date, no multi-currency notes had been issued under this program. For commercial papers issued at December 31, 2019, see Note (21). On July 31, 2020, a Euro Commercial Paper Program ("Euro Commercial Papers") with a maximum volume of TEUR 500,000 was concluded. In 2020, no Euro Commercial Papers were issued.

At December 31, 2020, A1 Telekom Austria Group had total credit lines of TEUR 1,115,000 (2019: TEUR 1,165,000), which were not utilized. Credit lines of TEUR 1,000,000 have a term until July 2026 (2019: July 2024), the remaining credit lines have a maximum term until September 2021 (2019: September 2020).

#### *Exposure to liquidity risk*

The following table sets forth the contractual (undiscounted) interest and redemption payments of financial liabilities. At December 31, 2020 and 2019, no variable interest-rate liabilities existed. Foreign currency amounts were translated at the rates valid on the reporting date.

in TEUR	Contractual cash flow	6 months or less	6 to 12 months	1 to 2 years	2 to 5 years	More than 5 years
<b>At December 31, 2020</b>						
Bonds	2,732,438	30,000	795,188	801,750	344,250	761,250
Bank debt	21	21	0	0	0	0
Accounts payable - trade	505,162	500,455	3,002	1,181	524	0
Lease obligations	902,266	96,721	68,688	152,377	384,543	199,939
Other financial liabilities	97,892	42,589	856	18,981	25,229	10,237
<b>At December 31, 2019</b>						
Bonds	2,930,625	153,000	45,188	825,188	1,134,750	772,500
Accounts payable - trade	714,027	700,544	7,759	4,704	986	34
Lease obligations	1,013,213	93,187	69,509	152,982	403,461	294,075
Other financial liabilities	104,641	30,046	147	12,270	50,208	11,970

Multi-currency notes at December 31, 2019 are included in bonds.

It is not expected that the cash flows of the financial liabilities included in the maturity analysis could occur significantly earlier, or at significantly different amounts.

#### **Market risks**

Market risk is the risk of changes in market prices. A1 Telekom Austria Group faces the risk of market price changes in interest rates and foreign exchange rates.

#### **Interest rate risk**

Since A1 Telekom Austria Group's long-term and possible short-term debt has fixed interest rates, there is no cash flow exposure due to fluctuating interest rates and no sensitivity analysis is provided (see Notes (21) and (25)). The risk of changes in interest rates related to investment activities is also considered low due to the short-term nature of financial assets (see Notes (9) and (19)).

#### *Hedging reserve*

The hedging reserve results from the three forward-starting interest rate swap contracts (pre-hedges) entered into in 2011 with a face value of TEUR 100,000 each. The related hedging reserve is released in the Consolidated Statement of Comprehensive Income in accordance with the recognition of interest expense on the bond, which was issued on July 4, 2013, as the interest rate risk on that bond was hedged. In 2020 and 2019, the release of the hedging reserve through other comprehensive income resulted in interest expense amounting to TEUR 5,840 and a tax benefit amounting to TEUR 1,460.

**Exchange rate risk**

At December 31, 2020 and 2019, of all accounts receivable: subscribers, distributors and other, net as well as accounts payable trade, only the following are denominated in a currency other than the functional currency of the reporting entities (for foreign exchange rates, see Note (3)):

in TEUR, at December 31 denominated in	EUR	2020 USD	Other	EUR	2019 USD	Other
Accounts receivable: Subscribers, distributors and other	13,678	20,639	11,485	27,429	17,817	12,192
Accounts payable - trade	56,928	11,541	5,806	86,801	18,593	8,963

At December 31, 2020 and 2019, a change of 10% in the exchange rate for the monetary items listed above (see Note (3)) would increase/decrease foreign exchange rate differences as follows:

in TEUR	2020	2019
Croatian Kuna (HRK)	1,420	1,739
Serbian Dinar (RSD)	1,015	1,686
Belarusian Ruble (BYN)	422	715

No sensitivity analysis was performed for other accounts receivable or for accounts payable denominated in foreign currencies, as there is no significant risk.

**(34) Companies and Business Combinations**

Name and company domicile	Share in capital at December 31, 2020 in %	Method of consolidation*	Share in capital at December 31, 2019 in %	Method of consolidation*
<b>Segment Austria</b>				
A1 Telekom Austria Aktiengesellschaft, Vienna	100.00	FC	100.00	FC
Telekom Austria Personalmanagement GmbH, Vienna	100.00	FC	100.00	FC
A1 now TV GmbH, Vienna	100.00	FC	100.00	FC
CableRunner GmbH, Vienna	76.00	FC	76.00	FC
CableRunner Austria GmbH & Co. KG, Vienna	76.00	FC	76.00	FC
World-Direct eBusiness solutions Gesellschaft m.b.H., Vienna	100.00	FC	100.00	FC
paybox Bank AG, Vienna	100.00	FC	100.00	FC
paybox Service GmbH, Vienna	100.00	FC	100.00	FC
wedify GmbH, Vienna	100.00	FC	100.00	FC
mk Logistik GmbH, Vienna	100.00	FC	100.00	FC
JetStream Hungary Kft., Budapest	100.00	FC	100.00	FC
JetStream Slovakia s.r.o., Bratislava	100.00	FC	100.00	FC
JetStream RO s.r.l., Bucharest	100.00	FC	100.00	FC
JetStream TR Telekomünikasyon Hizmetleri Ve Ticaret Limited Sirketi, Istanbul	100.00	FC	100.00	FC
JetStream Switzerland GmbH, Zurich	100.00	FC	100.00	FC
JetStream Poland Spolka Z Ograniczona Odpowiedzialnoscia, Warsaw	100.00	FC	100.00	FC
JetStream Germany GmbH, Frankfurt on the Main	100.00	FC	100.00	FC
JetStream Italy S.r.l., Milan	100.00	FC	100.00	FC
TA CZ sitě s.r.o., Prague	100.00	FC	100.00	FC
JetStream BH d.o.o. drustvo za telekomunikacije, Sarajevo	100.00	FC	100.00	FC
JetStream England Limited, London	100.00	FC	100.00	FC
<b>Segment Bulgaria</b>				
A1 Bulgaria EAD, Sofia	100.00	FC	100.00	FC
Cabletel-Prima AD, Nessebar	51.00	FC	51.00	FC
Aprimis, Sofia	100.00	FC	-	-
<b>Segment Croatia</b>				
A1 Hrvatska d.o.o., Zagreb	100.00	FC	100.00	FC

CONSOLIDATED FINANCIAL STATEMENTS 2020

Name and company domicile	Share in capital at December 31, 2020 in %	Method of consolidation*	Share in capital at December 31, 2019 in %	Method of consolidation*
<b>Segment Belarus</b>				
Unitary enterprise A1 , Minsk	100.00	FC	100.00	FC
Unitary enterprise TA-Engineering, Minsk	100.00	FC	100.00	FC
Unitary enterprise Solar Invest, Brahin	100.00	FC	100.00	FC
Vitebskiy oblastnoy technotorgovyi tsentr Garant i.Liqu, Vitebsk	-	ME	100.00	FC
A1 Content, Minsk	100.00	FC	100.00	FC
<b>Segment North Macedonia</b>				
A1 Makedonija DOOEL, Skopje	100.00	FC	100.00	FC
Telemedia DOOEL, Skopje	100.00	FC	100.00	FC
A1 TOWERS DOOEL Skopje, Skopje	100.00	FC	-	-
<b>Segment Serbia</b>				
Vip mobile d.o.o., Belgrade	100.00	FC	100.00	FC
<b>Segment Slovenia</b>				
A1 Slovenija d.d., Ljubljana	100.00	FC	100.00	FC
Telekomunikacijski sistem Radvanje Pekre Limuš d.d., Maribor	75.19	FC	75.19	FC
P&ROM, elektronika in telekomunikacije, d.o.o., Vrhnika	-	ME	100.00	FC
DOSTOP KOMUNIKACIJE d.o.o., Portorož	100.00	FC	100.00	NC
STUDIO PROTEUS, d.o.o., Postojna	100.00	FC	-	-
<b>Corporate &amp; Other</b>				
Telekom Finanzmanagement GmbH, Vienna	100.00	FC	100.00	FC
Mobilkom Beteiligungsgesellschaft mbH, Vienna	100.00	FC	100.00	FC
mobilkom Bulgarien Beteiligungsverwaltung GmbH, Vienna	100.00	FC	100.00	FC
mobilkom CEE Beteiligungsverwaltung GmbH, Vienna	100.00	FC	100.00	FC
mobilkom Mazedonien Beteiligungsverwaltung GmbH, Vienna	100.00	FC	100.00	FC
mobilkom Belarus Beteiligungsverwaltung GmbH, Vienna	100.00	FC	100.00	FC
Kroatien Beteiligungsverwaltung GmbH, Vienna	100.00	FC	100.00	FC
SB Telecom Ltd., Limassol	100.00	FC	100.00	FC
A1 Digital International GmbH, Vienna	100.00	FC	100.00	FC
A1 Digital Deutschland GmbH, Munich	100.00	FC	100.00	FC
Akenes S.A., Lausanne	88.83	FC	88.83	FC
Akenes GmbH i.Liqu, Berlin	100.00	NC	100.00	NC
A1 Projektentwicklungs GmbH, Vienna	100.00	FC	-	-
Invenium Data Insights GmbH, Graz	51.00	FC	20.00	NC
Telecom Liechtenstein AG, Vaduz**	-	SO	24.9	NC

\* FC - full consolidation, ME - merged, NC - not consolidated because not material respectively purchase price allocation not finalized yet, EQ - equity method, LIQ - liquidation, SO - sold

\*\* Equity method of consolidation until August 31, 2019; at December 31, 2019 reported as held for sale in Corporate & Other (see Note (18))

All affiliated companies have December 31 as their reporting date.

According to IFRS 3, business combinations are accounted for using the acquisition method at the acquisition date, which is the date when the acquirer obtains control over the acquiree. Goodwill is measured as the difference between the aggregate of the fair value of the consideration transferred as of the acquisition date, the amount of any non-controlling interest, and, in a business combination achieved in stages, the fair value of the acquirer's previously-held equity interest in the acquiree less the fair value of the identifiable assets acquired and the liabilities assumed. Non-controlling interests are not measured at fair value but at their share of the fair value of identified net assets of the acquiree. In accordance with IFRS 3.45, goodwill may be adjusted for subsequent changes in the estimated purchase price. If the fair value of the net assets acquired exceeds the consideration transferred, the gain resulting from bargain purchase is immediately recognized in other operating income in profit or loss. Transaction costs are expensed as incurred. In case of an acquisition achieved in stages, the previously held interest is restated at fair value and any resulting difference is recognized in profit or loss. All transactions with non-controlling interest holders are recognized directly in stockholder's equity. No non-controlling interests are recognized for acquisitions where a put option is granted to the remaining minority shareholders for exit, as A1 Group applies the anticipated acquisition method. In the course of the allocation of the consideration transferred, fair values of assets and liabilities acquired are determined based on state-of-the-art discounted cash flow methods. The input factors used are categorized as Level 3 of the fair value hierarchy defined by IFRS 13.

On July 9, 2020, A1 Telekom Austria Group acquired 100% in STUDIO PROTEUS, d.o.o., Postojna ("Studio Proteus") via its Slovenian subsidiary A1 Slovenija. Studio Proteus, a provider of telecommunication services and cable TV in Slovenia, is reported in the segment Slovenia.

On July 17, 2020, A1 Telekom Austria Group acquired an additional stake of 31% in Invenium Data Insights GmbH, Graz ("Invenium"), which provides movement analyses based on big data, and now holds in total 51% in Invenium. The benefit related to the revaluation of the former stake is reported in the financial result in the line item "Income from measurement of instruments at fair value through profit or loss" (see Note (7)). The agreement also includes a put-option of the minority shareholders for the remaining 49%, exercisable for the first time on September 1, 2023, with a variable price depending on certain performance indicators of the company. The fair value of the put option is part of the total consideration recognized (see Notes (26) and (32)). Due to the put option no non-controlling interests are recognized, as the anticipated acquisition method was applied. The fair values of assets acquired and liabilities assumed are reported in Corporate & Other.

The following table summarizes the fair values of the assets acquired and liabilities assumed at the date of acquisition of the entities acquired.

Acquisitions in TEUR	Fair values on acquisition date
Property, plant and equipment	644
Intangible assets	3,153
Accounts receivable: Subscribers, distributors and other	565
Other assets and receivables	222
Cash and cash equivalents	192
Loans and short-term borrowings	-1
Deferred tax liabilities	-600
Accounts payable	-794
Other liabilities	-396
<b>Net assets acquired</b>	<b>2,986</b>
Goodwill	10,564
<b>Total purchase consideration</b>	<b>13,551</b>
Shares already held	-2,530
Purchase price not yet paid	-5,837
Cash and cash equivalents acquired	-192
Net cash outflow	4,992

Property, plant and equipment and intangible assets acquired are disclosed in the line item "Changes in reporting entities" in the Notes (15) and (16). Brand names acquired as well as the resulting goodwill are disclosed by segment in the Notes (16) and (17).

Since the acquisition dates, the acquired entities have contributed revenues of TEUR 1,030 and a net loss of TEUR 258 to the Consolidated Comprehensive Income. Acquisition-related costs of TEUR 48 are reported in the line item "Selling, general and administrative expenses". Since the effect of the acquired entities on the Consolidated Financial Statements of A1 Telekom Austria Group is not considered significant, no pro-forma information is presented.

### (35) Contingent Assets and Liabilities

In the normal course of business, Telekom Austria AG and its subsidiaries are subject to proceedings, lawsuits and other claims, including proceedings under laws and regulations related to network access. Such matters are subject to many uncertainties, and the outcomes are not predictable with certainty. Consequently, the Management Board is unable to ascertain the ultimate aggregate amount of the monetary liability or the impact on the financial position of A1 Telekom Austria Group with respect to these matters at December 31, 2020. These matters could affect the results or cash flows of any quarter when resolved in future periods. However, the Management Board believes that, after final settlement, any monetary liability or financial impact on A1 Telekom Austria Group, beyond such provided for at year-end, would not be material to its Consolidated Financial Statements.

In the course of a tax audit in Austria the provision related to the reference date for salary increments of Austrian civil servants was not accepted for tax purposes for the financial year 2015. A1 Telekom Austria Group filed an appeal against the assessment which could result in an additional tax payment of TEUR 11,600. As the Austrian law regarding the reference date was repeatedly repealed later on by the European Court of Justice (see also Note (23)), A1 Telekom Austria Group expects with a high degree of probability that the appeal will be successful. Thus no tax liability was recognized.

In Serbia, three lawsuits regarding copyright infringement are pending. A1 Telekom Austria Group filed statements of defense in response to the lawsuits. In case the lawsuits are decided in favor of the plaintiff, A1 Telekom Austria Group expects a maximum payment of TEUR 11,520. As A1 Telekom Austria Group expects with a high degree of probability that the cases will be dismissed, no provision was recognized.

### (36) Remuneration Paid to the Management Board and Supervisory Board

At December 31, 2020 and 2019, the Management Board of Telekom Austria AG consists of three members: Thomas Arnoldner as Chief Executive Officer (CEO) took office on September 1, 2018. Alejandro Plater as Chief Operating Officer (COO) has been a member of the Management Board since March 6, 2015 and Siegfried Mayrhofer as Chief Financial Officer (CFO) since June 1, 2014.

The following table summarizes the remuneration of members of the Management Board and Supervisory Board:

in TEUR	2020	2019
Base salary (incl. remuneration in kind)	1,670	1,624
Variable yearly remuneration (Short Term Incentive - "STI")	1,337	1,661
Multi-year share-based remuneration (Long Term Incentive Program)*	547	781
<b>Total</b>	<b>3,554</b>	<b>4,066</b>
Compensation Supervisory Board	371	369

\* In 2020, the remuneration relates to the payment of the tranche for LTI 2017 (2019: LTI 2016), see Note (31).

The variable yearly remuneration does not include bonus prepayments for 2020, while in 2019 prepayments for 2019 amounting to TEUR 939 were included.

Günther Ottendorfer's CTO contract with a term until August 31, 2016 was prematurely terminated as per March 5, 2015. The share-based compensation for LTI 2016 amounting to TEUR 84 and paid to Günther Ottendorfer in 2019 is not included in the table of management remuneration.

### (37) Employees

The average number of employees during the year 2020 was 18,153 (2019: 18,535). At December 31, 2020, A1 Telekom Austria Group employed 17,949 (2019: 18,344) employees (full-time equivalents).

### (38) Subsequent and Other Events

A1 Telekom Austria Group is currently working on the development of alternatives that would allow it to reap more benefits from its passive mobile infrastructure (the so-called "Tower Business") through a targeted management focus on internal efficiencies and higher tenancy ratios of mobile sites.

January 2021 was characterized by lockdown measures in all segments in which A1 Telekom Austria Group operates. It also cannot be precluded that these measures will continue for a longer period of time. As in previous lockdown periods, A1 Telekom Austria Group does not expect a significant impact on operating income (EBIT). For the full year 2021, roaming revenues are expected to recover partly, although it is assumed that travel activity will continue to be strongly reduced compared to the times before the outbreak of the pandemic (see also Impact of COVID-19 in Note (3)).

**(39) Release for Publication**

On February 8, 2021, the Management Board of Telekom Austria AG approved the Consolidated Financial Statements for submission to the Supervisory Board. The Supervisory Board will review the Consolidated Financial Statements and report its decision on approval.

Vienna, February 8, 2021



CEO Thomas Arnoldner



COO Alejandro Plater



CFO Siegfried Mayrhofer



# Auditor's Report <sup>1)</sup>

## Report on the Consolidated Financial Statements

### Audit Opinion

We have audited the consolidated financial statements of **Telekom Austria Aktiengesellschaft, Vienna**, and of its subsidiaries (the Group) comprising the consolidated statement of financial position as of December 31, 2020, the consolidated statement of comprehensive income, the consolidated statement of changes in equity and the consolidated statement of cash flows for the fiscal year then ended and the notes to the consolidated financial statements.

Based on our audit the accompanying consolidated financial statements were prepared in accordance with the legal regulations and present fairly, in all material respects, the assets and the financial position of the Group as of December 31, 2020 and its financial performance for the year then ended in accordance with the International Financial Reportings Standards (IFRS) as adopted by EU, and the additional requirements under Section 245a Austrian Company Code UGB.

### Basis for Opinion

We conducted our audit in accordance with the regulation (EU) no. 537/2014 (in the following "EU regulation") and in accordance with Austrian Standards on Auditing. Those standards require that we comply with International Standards on Auditing (ISA). Our responsibilities under those regulations and standards are further described in the "Auditor's Responsibilities for the Audit of the Consolidated Financial Statements" section of our report. We are independent of the Group in accordance with the Austrian General Accepted Accounting Principles and professional requirements and we have fulfilled our other ethical responsibilities in accordance with these requirements. We believe that the audit evidence we have obtained until the date of this auditor's report is sufficient and appropriate to provide a basis for our opinion by this date.

## Key Audit Matters

Key audit matters are those matters that, in our professional judgment, were of most significance in our audit of the consolidated financial statements of the fiscal year. These matters were addressed in the context of our audit of the consolidated financial statements as a whole, and in forming our opinion thereon, and we do not provide a separate opinion on these matters.

We considered the following matters as key audit matters for our audit:

- Valuation of property, plant and equipment and intangible assets, including goodwill
- Revenues and related IT systems

### 1. Valuation of property, plant and equipment and intangible assets, including goodwill

#### Description

A1 Telekom Austria Group shows significant amounts of goodwill (mEUR 1,284.0), intangible assets (mEUR 1,678.0) and property, plant and equipment (mEUR 2,753.1) in its consolidated financial statements as of December 31, 2020.

Under IFRS, an entity is required to annually test the amount of goodwill and intangible assets with an indefinite life for impairment. For intangible assets with a definite life as well as property, plant and equipment, it is required to assess on each balance sheet date whether impairment indicators exist and if they exist, an impairment test is required for these assets.

A1 Telekom Austria Group's disclosures about goodwill, intangibles assets and property, plant and equipment and related impairment testing are included in Note 4 (Estimations), Note 15 (Property, plant and equipment), Note 16 (Intangibles) and Note 17 (Goodwill) in the consolidated financial statements.

We considered the impairment testing of property, plant and equipment and intangible assets, including goodwill, as a key audit matter as the related asset amounts are significant and the assessment process itself is complex and requires

judgment. The impairment tests include assumptions that are affected by future market or economic conditions. We refer among others in general to the continuing uncertainty relating to the COVID-19 pandemic as well as in particular to the political development in Belarus, which is a relevant market for A1 Telekom Austria Group.

#### How our audit addressed the matter

Our audit procedures included, among others, the following:

We tested the design and operating effectiveness of the controls over the impairment testing process and evaluated management's identification of cash generating units.

With the assistance of EY valuations specialists, we challenged the main assumptions in management's valuation models (including forecasted revenues, EBITDA margins, capital expenditure and changes in working capital as well as discount rates and growth rates). We considered potential impacts due to the COVID-19 pandemic. Moreover we analyzed possible risks in the context of the political development in Belarus during the assessment of the future development included in the business plans to determine the appropriateness of the projections. Furthermore, we reconciled the key assumptions to the plans submitted to the audit committee and tested the mathematical accuracy of the models.

We also assessed the adequacy of disclosures made regarding impairment testing and related assumptions.

## 2. Revenues and related IT systems

#### Description

A1 Telekom Austria Group's revenues in 2020 resulted from various revenue streams and IT systems processing millions of records per day.

A1 Telekom Austria Group's disclosures about revenues are included in Note 5 (Revenues) in the consolidated financial statements.

Revenues and related IT systems were important for our audit as there is an industry inherent risk around the accuracy of revenues recorded given the complexity of systems and the large volume of data processed as well as the impact of changing pricing models to revenue recognition (tariff structures, incentive arrangements, discounts etc.).

#### How our audit addressed the matter

Our audit procedures included, among others, the following:

We verified the accounting policies relating to revenue recognition (including multiple element contracts as well as customer loyalty programs) and the impact of new business models in particular for accordance with IFRS 15.

Furthermore, we tested IT general controls for revenue related IT systems (rating, billing and other support systems) as well as the design and operating effectiveness of the controls over the revenue processes with involvement of EY IT specialists.

We performed substantive audit procedures on revenues to corroborate the results of the design and implementation assessment of controls over revenue related processes and IT systems.

Finally, we also evaluated the adequacy of disclosures made regarding revenues.

### Other Information

The legal representatives are responsible for the other information. The other information comprises all information in the combined annual report, except for the consolidated financial statements, the group management report and the auditor's report.

We received the consolidated non-financial report and the consolidated Corporate Governance Report until the date of this audit opinion; the rest of the combined annual report is estimated to be provided to us after the date of the auditor's report.

Our opinion on the consolidated financial statements does not cover the other information and we do not express any form of assurance conclusion thereon.

In connection with our audit of the consolidated financial statements, our responsibility is to read the other information and, in doing so, to consider whether the other information is materially inconsistent with the consolidated financial statements or our knowledge obtained in the audit, or otherwise appears to be materially misstated.

If, based on the work we have performed, we conclude that there is a material misstatement of this other information, we are required to report that fact. We have nothing to report in this regard.

## Responsibilities of Management and of the Audit Committee for the Consolidated Financial Statements

Management is responsible for the preparation of the consolidated financial statements in accordance with IFRS as adopted by the EU, and the additional requirements under Section 245a Austrian Company Code UGB for them to present a true and fair view of the assets, the financial position and the financial performance of the Group and for such internal controls as management determines are necessary to enable the preparation of consolidated financial statements that are free from material misstatement, whether due to fraud or error.

In preparing the consolidated financial statements, management is responsible for assessing the Group's ability to continue as a going concern, disclosing, as applicable, matters related to going concern and using the going concern basis of accounting unless management either intends to liquidate the Group or to cease operations, or has no realistic alternative but to do so.

The Audit Committee is responsible for overseeing the Group's financial reporting process.

## Auditor's Responsibilities for the Audit of the Consolidated Financial Statements

Our objectives are to obtain reasonable assurance about whether the consolidated financial statements as a whole are free from material misstatement, whether due to fraud or error, and to issue an auditor's report that includes our opinion. Reasonable assurance is a high level of assurance, but is not a guarantee that an audit conducted in accordance with the EU regulation and in accordance with Austrian Standards on Auditing, which require the application of ISA, always detect a material misstatement when it exists. Misstatements can arise from fraud or error and are considered material if, individually or in the aggregate, they could reasonably be expected to influence the economic decisions of users taken on the basis of these financial statements.

As part of an audit in accordance with the EU regulation and in accordance with Austrian Standards on Auditing, which require the application of ISA, we exercise professional judgment and maintain professional scepticism throughout the audit.

We also:

- ▶ identify and assess the risks of material misstatement of the consolidated financial statements, whether due to fraud or error, design and perform audit procedures responsive to those risks, and obtain audit evidence that is sufficient and appropriate to provide a basis for our opinion. The risk of not detecting a material misstatement resulting from fraud is higher than for one resulting from error, as fraud may involve collusion, forgery, intentional omissions, misrepresentations, or the override of internal control.
- ▶ obtain an understanding of internal control relevant to the audit in order to design audit procedures that are appropriate in the circumstances, but not for the purpose of expressing an opinion on the effectiveness of the Group's internal control.
- ▶ evaluate the appropriateness of accounting policies used and the reasonableness of accounting estimates and related disclosures made by management.
- ▶ conclude on the appropriateness of management's use of the going concern basis of accounting and, based on the audit evidence obtained, whether a material uncertainty exists related to events or conditions that may cast significant doubt on the Group's ability to continue as a going concern. If we conclude that a material uncertainty exists, we are required to draw attention in our auditor's report to the related disclosures in the consolidated financial statements or, if such disclosures are inadequate, to modify our opinion. Our conclusions are based on the audit evidence obtained up to the date of our auditor's report. However, future events or conditions may cause the Group to cease to continue as a going concern.
- ▶ evaluate the overall presentation, structure and content of the consolidated financial statements, including the disclosures, and whether the consolidated financial statements represent the underlying transactions and events in a manner that achieves fair presentation.
- ▶ obtain sufficient appropriate audit evidence regarding the financial information of the entities or business activities within the Group to express an opinion on the consolidated financial statements. We are responsible for the direction, supervision and performance of the group audit. We remain solely responsible for our audit opinion.

We communicate with the Audit Committee regarding, among other matters, the planned scope and timing of the audit and significant audit findings, including any significant deficiencies in internal control that we identify during our audit.

We also provide the Audit Committee with a statement that we have complied with relevant ethical requirements regarding independence, and to communicate with them all relationships and other matters that may reasonably be thought to bear on our independence, and where applicable, related safeguards.

From the matters communicated with the Audit Committee, we determine those matters that were of most significance in the audit of the financial statements of the current period and are therefore the key audit matters. We describe these matters in our auditor's report unless law or regulation precludes public disclosure about the matter or when, in extremely rare circumstances, we determine that a matter should not be communicated in our report because the adverse consequences of doing so would reasonably be expected to outweigh the public interest benefits of such communication.

## Report on Other Legal and Regulatory Requirements Comments on the Management Report for the Group

Pursuant to Austrian Generally Accepted Accounting Principles, the management report for the Group is to be audited as to whether it is consistent with the consolidated financial statements and as to whether the management report for the Group was prepared in accordance with the applicable legal regulations.

Management is responsible for the preparation of the management report for the Group in accordance with Austrian Generally Accepted Accounting Principles and other legal or regulatory requirements.

We conducted our audit in accordance with Austrian Standards on Auditing for the audit of the management report for the Group.

### Opinion

In our opinion, the management report for the Group was prepared in accordance with the valid legal requirements, comprising the details in accordance with Section 243a Austrian Company Code UGB, and is consistent with the consolidated financial statements.

### Statement

Based on the findings during the audit of the consolidated financial statements and due to the thus obtained understanding concerning the Group and its circumstances no material misstatements in the management report for the Group came to our attention.

## Additional information in accordance with article 10 EU regulation

We were elected as auditor by the ordinary general meeting at September 24, 2020. We were appointed by the Supervisory Board on October 22, 2020. We are auditors without cease since 2015.

We confirm that the audit opinion in the Section "Report on the consolidated financial statements" is consistent with the additional report to the audit committee referred to in article 11 of the EU regulation.

We declare that no prohibited non-audit services (article 5 par. 1 of the EU regulation) were provided by us and that we remained independent of the audited company in conducting the audit.

## Responsible Austrian Certified Public Accountant

The engagement partner is Mr. Erich Lehner, Certified Public Accountant.

Vienna, February 8, 2021

Ernst & Young  
Wirtschaftsprüfungsgesellschaft m.b.H.

Mag. Erich Lehner mp  
Wirtschaftsprüfer / Certified  
Public Accountant

ppa Mag. Marion Raninger mp  
Wirtschaftsprüferin / Certified  
Public Accountant

1) This report is a translation of the original report in German, which is solely valid.

# Declaration of the Management Board

We confirm to the best of our knowledge that the consolidated financial statements prepared according to the applicable accounting standards give a true and fair view of the assets, liabilities, financial position and profit or loss of the Group and that the Group management report describes the development and performance of the business and the position of the Group in a way that it gives a true and fair view of the assets, liabilities, financial position and profit or loss of the Group and the Group management report describes the principal risks and uncertainties the Group faces.

The Management Board



Thomas Arnoldner, CEO  
Telekom Austria AG



Alejandro Plater, COO  
Telekom Austria AG



Siegfried Mayrhofer, CFO  
Telekom Austria AG

# Telekom Austria AG

# Financial Statements 2020

Separate Financial Statements according  
to Austrian Commercial Code – UGB

## Annex

### **I Statement of financial position as of 31 December 2020**

with prior year's comparative figures  
in thousands of Euro (TEUR)

### **II Statement of profit or loss for the year 2020**

with prior year's comparative figures  
in thousands of Euro (TEUR)

### **III Notes to the financial statements for the year 2020**

(including  
Exhibit 1 – Development of Long-term Assets  
Exhibit 2 – Composition of Shares in Affiliated Companies)

### **IV Management Report of Telekom Austria AG**

for the Year 2020

### **V AUDITOR'S REPORT (TRANSLATION)**

## Annex I/1 Statement of Financial Position as of 31 December 2020

### Assets

	31.12.20 EUR	31.12.19 TEUR
<b>A. Long-term assets</b>		
<b>Financial assets</b>		
1. Investments in affiliated companies	7,880,120,987.29	8,060,086
2. Other investments	543,341.86	543
3. Other loans granted	322,597.78	295
	<b>7,880,986,926.93</b>	<b>8,060,924</b>
<b>B. Current assets</b>		
<b>I. Stocks</b>		
1. work in progress	2,166,385.09	2,448
<b>II. Receivables</b>		
1. Accounts receivable – trade	32,795.37	9
thereof with a remaining maturity of > 1 year: EUR 0.00 previous year: TEUR 0		
2. Receivables – affiliated companies	125,879,911.85	126,974
thereof with a remaining maturity of > 1 year: EUR 0.00 previous year: TEUR 0		
3. Other accounts receivable	154,923.69	22
thereof with a remaining maturity of > 1 year: EUR 0.00 previous year: TEUR 0		
	<b>126,067,630.91</b>	<b>127,005</b>
<b>III. Cash and cash equivalents</b>	<b>70.67</b>	<b>0</b>
	<b>128,234,086.67</b>	<b>129,453</b>
<b>C. Prepaid expenses</b>	<b>4,331,634.57</b>	<b>5,411</b>
<b>D. Deferred tax assets</b>	<b>1,931,052.45</b>	<b>12,820</b>
	<b>8,015,483,700.62</b>	<b>8,208,608</b>

## Annex I/2

## Liabilities and stockholders' equity

	31.12.20 EUR	31.12.19 TEUR
<b>A. Stockholders' equity</b>		
<b>I. Common stock issued</b>		
Common stock	1,449,274,500.00	1,449,275
less Treasury shares	-905,461.78	-905
	<b>1,448,369,038.22</b>	<b>1,448,369</b>
<b>II. Additional paid-in capital</b>		
1. Appropriated	1,582,004,573.67	1,582,005
2. Appropriated for treasury shares	905,461.78	905
	1,582,910,035.45	1,582,910
<b>III. Retained earnings</b>		
1. Other reserves (unrestricted reserves)	2,371,029,386.04	2,617,223
<b>IV. Net income</b>	388,824,000.00	327,442
thereof carried forward: EUR 174,702,486.57 previous year: TEUR 104,248		
	5,791,132,459.71	5,975,945
<b>B. Provisions</b>		
1. Provisions for severance obligations	6,784,443.11	6,328
2. Tax provisions	19,510,631.81	16,547
3. Other provisions	8,848,494.11	8,180
	<b>35,143,569.03</b>	<b>31,055</b>
<b>C. Liabilities</b>		
1. Accounts payable - trade	3,056,895.73	3,847
thereof with a remaining maturity of < 1 year: EUR 3,056,895.73 previous year: TEUR 3,847		
thereof with a remaining maturity of > 1 year: EUR 0.00 ; previous year: TEUR 0		
2. Liabilities due to affiliated companies	2,184,726,336.31	2,195,571
thereof with a remaining maturity of < 1 year: EUR 384,726,336.31 previous year: TEUR 395,571		
thereof with a remaining maturity of > 1 year: EUR 1,800,000,000.00 previous year: TEUR 1,800,000		
3. Other liabilities	1,424,439.84	2,190
thereof with a remaining maturity of < 1 year: EUR 1,424,439.84 previous year: TEUR 2,190		
thereof with a remaining maturity of > 1 year: EUR 0.00 ; previous year: TEUR 0		
thereof from taxes: EUR 0.00 ; previous year: TEUR 0		
thereof with a remaining maturity of < 1 year: EUR 0.00 ; previous year TEUR 0		
thereof with a remaining maturity of > 1 year: EUR 0.00 ; previous year TEUR 0		
thereof to social security: EUR 630,857.99 ; previous year: TEUR 653		
thereof with a remaining maturity of < 1 year: EUR 630,857.99 previous year: TEUR 653		
thereof with a remaining maturity of > 1 year: EUR 0.00 ; previous year: TEUR 0		
<b>Total liabilities</b>	<b>2,189,207,671.88</b>	<b>2,201,607</b>
thereof with a remaining maturity of < 1 year: EUR 389,207,671.88 previous year: TEUR 401,607		
thereof with a remaining maturity of > 1 year: EUR 1,800,000,000.00 previous year: TEUR 1,800,000		
	<b>8,015,483,700.62</b>	<b>8,208,608</b>
<b>Contingent liabilities to contractual position</b>	1,192,371,080.40	1,510,247



## Annex II

## Statement of Profit or Loss for 2020

	2020		2019	
	EUR	EUR	TEUR	TEUR
1. Revenues		37,090,950.09		36,559
2. Other operating income				
a) Income from the reversal of accruals	571,586.20		775	
b) Other	376,541.55	948,127.75	234	1,009
3. Personnel expenses				
a) Salaries	-35,264,588.73		-36,157	
b) Social security contributions, thereof pension expense EUR 1,028,431.32; previous year: TEUR 1,043	-9,321,450.06		-10,264	
aa) Expenses for severance payments and payments to staff contribution plans EUR 865,812.59; previous year: TEUR 1,494				
bb) Expenses for statutory social security and payroll related taxes and contributions EUR 7,359,211.48; previous year: TEUR 7,526		-44,586,038.79		-46,421
4. Other operating expenses thereof other business taxes EUR 42,928.50; previous year: TEUR 63		-32,346,684.73		-32,545
<b>5. Subtotal from line 1 to 4 (operating result)</b>		<b>-38,893,645.68</b>		<b>-41,398</b>
6. Income from investments thereof from affiliated companies: EUR 187,914,406.24; previous year: TEUR 333,837		188,216,806.24		334,079
7. Other interest income thereof from affiliated companies: EUR 0.00; previous year TEUR 20		66,114.89		20
8. Income or expenses from the impairment or the reversal of impairment losses on long-term financial assets		76,100,000.00		150,970
9. Expenses for long-term financial assets thereof: a) impairment losses: EUR 270,100,000.00 ; previous year: TEUR 0.00		-270,100,000.00		0
b) expenses from affiliated companies: EUR 0,00; prev.year: TEUR 0				
10. Interest and similar expenses thereof related to affiliated companies: EUR 61,489,907.29; previous year: TEUR 61,248		-61,489,907.29		-61,248
<b>11. Subtotal from line 6 to 10 (financial result)</b>		<b>-67,206,986.16</b>		<b>423,821</b>
<b>12. Result before income taxes (Subtotal from line 5 and line 11)</b>		<b>-106,100,631.84</b>		<b>382,422</b>
13. Income taxes thereof deferred taxes: EUR -10,888,725.59; previous year: TEUR -29,521		74,028,170.89		55,920
thereof additional charges to group parent: EUR 108,682,028.01 ; previous year: TEUR 105,379				
<b>14. Earnings/ loss after income taxes</b>		<b>-32,072,460.95</b>		<b>438,342</b>
15. Release to retained earnings		246,193,974.38		0
16. Transfer from net income to other reserves		0.00		-215,148
17. Profit carried forward from prior year		174,702,486.57		104,248
<b>18. Retained Profit</b>		<b>388,824,000.00</b>		<b>327,442</b>

## Annex III

# Notes to the Financial Statements for the Year 2020

<b>Table of Contents</b>	<b>106</b>
<b>1 Accounting Principles</b>	<b>107</b>
1.1 General Principles	107
1.2 Long-term Assets	107
1.3 Current Assets	107
1.4 Provisions	107
1.5 Liabilities	108
1.6 Impacts related to COVID-19	108
<b>2 Notes on Statement of Financial Position</b>	<b>108</b>
2.1 Long-term Assets	108
2.2 Receivables	108
2.3 Work in progress	108
2.4 Prepaid Expenses	108
2.5 Deferred Tax Assets	108
2.6 Share Capital	109
2.7 Dividends	109
2.8 Provisions	109
2.9 Liabilities	109
<b>3 Notes on the Statement of Profit or Loss</b>	<b>110</b>
3.1 Revenues	110
3.2 Personnel Expenses	110
3.3 Severance expenses and pension expenses	111
3.4 Other Operating Expenses	111
3.5 Income from Investments	111
3.6 Income from the Reversal of Impairment Losses of Long-Term Financial Assets	111
3.7 Expenses for Long-Term Financial Assets	111
3.8 Income taxes	111
<b>4 Other Information</b>	<b>112</b>
4.1 Remuneration of the Management and Supervisory Board of the Company	112
4.2 Long Term Incentive (LTI) Program	112
4.3 Other Information	113
4.4 Subsequent Events	113
<b>5 Members of the Management Board and Supervisory Board</b>	<b>114</b>

**Roundings:** Since there are rounded figures and percentages accumulated in the notes, some rounding differences may occur.

# 1 Accounting Principles

## 1.1 General Principles

The financial statements have been prepared in accordance with the provisions of the Austrian Commercial Code (UGB), taking the generally accepted accounting principles of Austria into account and in compliance with the general principle of providing a true and fair view of the net assets, financial position and result of operations of the Company.

The financial statements were prepared by adhering to the principle of completeness.

The principles of individual measurement and going concern were complied with in measuring assets and liabilities.

The principle of prudence was observed in that only profits realized as of the reporting date were recognized. All identifiable risks and contingent losses were taken into account.

The statement of profit and loss was prepared in accordance with the total cost format. The figures presented in the notes to the financial statements are shown in thousands of Euros (TEUR). The reporting date is 31 December.

## 1.2 Long-term Assets

Investments in affiliated companies and other investments are measured at acquisition cost. Impairment losses are recognized if the fair value at the reporting date is lower than the carrying amount of the asset and is expected to be permanent in duration. Impairment losses are reversed if the reason for the impairment no longer exists.

The determination of fair values is based on the Discounted Cash-Flow method. Significant assumptions of the calculation were made for: sales development, cost drivers, adjustment of the Working Capital, asset additions, growth rate and discount rate. The applied discount rates before taxes were between 4.60% and 17.00%. These rates derive from market data for each valuation unit, considering risks related to the valuation unit. The applied growth rates for the perpetual annuity were between 0.70% and 6.10%. These growth rates are based on the general growth rate, the company's past revenue growth and detail plans. Cash-Flow estimates are based on a five year business plan.

## 1.3 Current Assets

Receivables are measured at their nominal value unless the lower realizable net value is recognized in the event of identifiable individual risks. Specific valuation allowances are recognized to account for default risks. Receivables denominated in foreign currencies are measured at the Euro reference rate of the European Central Bank at the date of accrual or at the lower rate of the Euro reference rate of the European Central Bank at the reporting date.

Work in progress is measured at acquisition costs.

## 1.4 Provisions

**Provisions for severance obligations** are recognized for the legal and contractual obligations to members of the Management Board and for employees, whose employment with Telekom Austria Aktiengesellschaft started before 1 January 2003. The calculation is based on the principles of actuarial mathematics using the projected unit credit method according to the basis of actuarial calculation of retirement insurance for employees issued by the Austrian Actuarial Association (Tafelwerk AVÖ 2018 P Angestellte-Rechnungsgrundlagen für die Pensionsversicherung – Pagler & Pagler) applying an interest rate of 0.75% (previous year: 1.25%), based on a future pay increase of 3% (previous year: 3%) and an employee turnover rate of 0.50% (previous year: 0.50%). The retirement age was calculated in compliance with the retirement age according to the Austrian Ancillary Budget Act (Budgetbegleitgesetz) 2011, using 62 years for female and male employees considering the transitional provisions.

**Provisions for anniversary bonuses** are similar to those for severance obligations and are measured in the same way as the provision for severance obligations, calculated with an interest rate of 0.25% (previous year: 0.75%), based on a future pay raise of 3% for employees, 4.10% for civil servants or rather 3.50% for civil servants released from duties (previous year: 3% for employees, 4.40% for civil servants or rather 3.50% for civil servants released from duties).

A duration for provisions for severance obligations of 10.25 years (previous year: 10.96 years) and for provisions for anniversary bonuses of 7.80 years (previous year: 4.66 years) was assumed.

Like in the previous year, no long-term tax provisions were shown.

**Other provisions** are recognized at the estimated amount of the obligation and take identifiable risks into account as well as uncertain amounts regarding liabilities incurred. Like in the previous year, no long-term provisions were shown, except for the LTI Program (see 4.2).

## 1.5 Liabilities

Liabilities are recognized at the settlement amount taking into account the principle of prudence. Foreign currency liabilities are valued at the rate of the Euro reference rate of the European Central Bank at the date of accrual or at the higher rate of the Euro reference rate of the European Central Bank at the reporting date. Roaming liabilities are valued at the settlement rate for special drawing rights or the higher rate of the Euro reference rate of the European Central Bank.

## 1.6 Impacts related to COVID-19

The global outbreak of coronavirus (COVID-19) and related containment measures have not resulted in any material impact related to the financial position and results of operations.

## 2 Notes on Statement of Financial Position

### 2.1. Long-term Assets

The development of the individual fixed asset items is shown in the schedule of long-term assets (Appendix 1).

The composition of investments in affiliated companies is shown in the schedule of investments (Appendix 2).

Telekom Austria AG has concluded a profit and loss exclusion agreement with its wholly owned subsidiary Telekom Finanzmanagement GmbH. This agreement replaced the agreement between Telekom Austria AG, Telekom Projektentwicklungs GmbH (with the approval of A1 Telekom Austria AG) and Telekom Finanzmanagement GmbH, which had been in effect since 2009, and took effect on January 1, 2018. It can be terminated in writing by either party with effect from the end of a business year, subject to six months' notice.

Loans to employees in the amount of TEUR 323 (previous year: TEUR 295). The interest component for this was booked under personnel expenses. Loans with a remaining term of up to one year amount to TEUR 32 (previous year: TEUR 27)

### 2.2 Receivables

Receivables due from related parties contain trade receivables in the amount of TEUR 6,027 (previous year: TEUR 8,479) and other receivables in the amount of TEUR 119,853 (previous year: TEUR 118,495).

As in the previous year, other receivables do not include any material earnings for which payment will be received after the reporting date.

### 2.3 Work in progress

Due to an internal project concerning the whole A1 Group work in progress includes services not yet invoiced in the amount of TEUR 2,166 (previous year: TEUR 2,448).

### 2.4 Prepaid Expenses

Prepaid expenses mainly comprise discounts for the placement of intra-company loans resulting from the issue of bonds by Telekom Finanzmanagement GmbH (TFG) in 2016 and 2017.

### 2.5 Deferred Tax Assets

According to Section 198 (9) of the Austrian Commercial code large corporations are obliged to recognize a deferred tax asset if differences arise. The most important differences causing a deferred tax asset are partial depreciations of investments, costs for the procurement of funds as well as employee benefit obligations. Deferred tax assets are recognized with a tax rate of 25% as stipulated in the Austrian Corporate Tax Law (Körperschaftsteuergesetz). As in relation to the Austrian Tax Authority every tax saving has an impact of 25% on Telekom Austria AG. In the reporting period, the deferred tax assets decreased to TEUR 1,931 (prior year: TEUR 12,820), with the highest amount in the partial depreciations of investments. The optional right to capitalize tax losses carried forward was not executed.

As a profit and loss elimination agreement was concluded between the company and TFG, the settlement of the tax allocation between these companies remains undone. According to AFRAC expert opinion 30 (AFRAC Fachgutachten 30) the deferred tax assets of TFG are recognized in the parent company Telekom Austria AG (controlling company of the profit and loss elimination agreement). The deferred tax assets were also recognized with a tax rate of 25%. The most notable differences of TFG for deferred tax assets are due to costs for the procurement of funds and partial depreciations of investments.

In the financial year 2020, the deferred tax assets changed as follows:

	2020 TEUR	2019 TEUR
Deferred tax asset Telekom Austria AG	1,924	12,805
Deferred tax asset Telekom Finanzmanagement GmbH	7	15
<b>Total tax income</b>	<b>1,931</b>	<b>12,820</b>

## 2.6 Share Capital

The share capital of Telekom Austria AG amounts to TEUR 1,449,275 and is divided into 664,500,000 no-par shares. ÖBAG holds 28.42 %, América Móvil holds 51 %, 20.52 % of the shares are attributable to the free float and the remaining 0.06 % are held as treasury shares. Treasury shares amount to TEUR 905 of the share capital, equal to 415,159 shares and were acquired in September 2007.

Pursuant to the resolution of the Annual General Meeting on 29 May 2013, the Management Board is authorized to use treasury shares for the issue to employees, senior staff and members of the Management Board / management of the Company and its affiliated companies and / or to service stock options from performance share programs either in return for payment or gratuitously. The Management Board was also authorized to use treasury shares as consideration for the acquisition of companies, business operations, business units or shares in one or more companies, both in the home country and abroad. The Management Board was also authorized to sell treasury shares in accordance with Section 65 (1b) of the Austrian Stock Corporation Act (AktG) via the stock exchange at any time or by public offer for a period of five years in any other legally admissible manner, including off-market, whereby the Management Board may also decide to exclude the public from buying.

## 2.7 Dividends

The unappropriated retained earnings of Telekom Austria AG according to Austrian GAAP are not subject to a dividend limitation as the restrictions of Section 235 UGB do not apply. The Management Board plans to propose to the shareholders at the Annual General Meeting to distribute a dividend of euro 0.25 per share from unappropriated retained earnings. The Management Board and the Supervisory Board will continuously evaluate the further development of the COVID-19 pandemic in terms of its financial and general business impacts. If the business operations of Telekom Austria AG continue to have noticeable positive or unforeseen negative effects until the invitation to the Annual General Meeting, the Management Board and the Supervisory Board do not rule out a subsequent adjustment of the proposal for the appropriation of profits 2020 in any direction.

## 2.8 Provisions

Other provisions include provisions for:

	31.12.2020 TEUR	31.12.2019 TEUR
Personal	7,073	5,624
Long Term Incentive Program (LTI)	1,582	2,068
Other	193	488
	<b>8,848</b>	<b>8,180</b>

## 2.9 Liabilities

In the reporting period as well as in the previous year no liabilities with a maturity of more than 5 years are recognized in neither accounts payable-trade nor in other liabilities.

Liabilities due to affiliated companies contain accounts payable-trade in the amount of TEUR 4,875 (previous year: TEUR 2,340), financial liabilities in the amount of TEUR 2,179,179 (previous year: TEUR 2,192,617) and other liabilities in the amount of TEUR 672 (previous year: TEUR 614). In the reporting period the financial liabilities contain liabilities due to affiliated companies in the amount of TEUR 750,000 (previous year: TEUR 750,000) with a maturity of more than 5 years.

As in the previous year, other liabilities do not include any material expenses for which payment is made after the reporting date.

### Contingent Liabilities

	31.12.2020 TEUR	31.12.2020 TEUR
Guarantee as part of the bond	2,550,000	2,550,000
Bank guarantees	1,192,371	1,810,818
	<b>3,742,371</b>	<b>4,360,818</b>

On 6 September 2007 a TEUR 300,000 Multi-Currency Short Term and Medium Term Treasury Notes Program, which is irrevocably and unconditionally guaranteed by Telekom Austria AG, was concluded. The Multi-Currency Short Term Treasury Notes Program in place since January 2014 was terminated on 25 May 2020. At the time of termination, no bonds (31 December 2019: TEUR 123,000) were issued under this program.

On 2 April 2012, TFG issued a TEUR 750,000 bond with a fixed interest rate of 4 % and a term of ten years. Telekom Austria AG has signed an irrevocable and unconditional guarantee in favor of the bondholder.

On 4 July 2013, TFG issued a TEUR 300,000 bond with a fixed interest rate of 3.50 % and a term of ten years. Telekom Austria AG has signed an irrevocable and unconditional guarantee in favor of the bondholder.

On 3 December 2013, TFG issued a TEUR 750,000 bond with a fixed interest rate of 3.125 % and a term of eight years. Telekom Austria AG has signed an irrevocable and unconditional guarantee in favor of the bondholder.

On 7 December 2016, TFG issued a TEUR 500,000 bond with a fixed interest rate of 1.5% and a term of ten years. Telekom Austria AG has signed an irrevocable and unconditional guarantee in favor of the bondholder. On 14 July 2017, an increase of the EUR bond issued in December 2016 in the amount of TEUR 250,000 with maturity in 2026 was added. The interest coupon of 1.50% p. a. is paid annually in December together with the coupon payment of the increased bond. Telekom Austria AG issued an unconditional and irrevocable guarantee in this connection. The total volume of the bond thus amounts to TEUR 750,000.

On January 15, 2019 A1 Telekom Austria Group concluded a committed credit line with a total volume of EUR 150 million and a term until January 15, 2020 with TA and TFG. In this context TA issued an unconditional and irrevocable guarantee for TFG.

On January 28, 2019 A1 Telekom Austria Group concluded a committed credit line with a total volume of TEUR 50 million and a term until December 30, 2019 with TA and TFG. In this context TA issued an unconditional and irrevocable guarantee for TFG.

On July 25, 2019 A1 Telekom Austria Group concluded a syndicated committed credit line with a total volume of EUR 1,000 million and a term of 5 years (with the possibility of an extension for two further years) with TA and TFG. In this connection, TA issued an unconditional and irrevocable guarantee for TFG. In December 2020, the committed credit line was extended for another 2 years, until 24 July 2026.

On 3 June 2020, the A1 Telekom Austria Group concluded a committed credit line via TFG with a total volume of TEUR 100,000 and a term until 2 June 2021. In this context, TA issued an unconditional and irrevocable guarantee for TFG. As at 31 December 2020, no amounts of this credit line had been utilised.

On 31 July 2020, the Telekom Austria Group and TFG concluded a Euro Commercial Paper Programme in the amount of TEUR 500,000. In this connection TA issued an unconditional and irrevocable guarantee for TFG.

All contingent liabilities are, as in the previous year, due to affiliated companies. Bank warranty declarations contain guarantees in the amount of TEUR 1,100,000 (previous year: TEUR 1,450,000) for TFG. On 10 November 2008, the company signed a guarantee due to Telekom Austria Personalmanagement GmbH (TAP), which ensures TAP that A1 Telekom Austria AG will perform its respective duties, according to the profit and loss elimination agreement. Furthermore, the company guarantees in the case of non-fulfillment of the duties of A1 Telekom Austria AG to provide Telekom Austria Personalmanagement GmbH with sufficient liquidity to meet all its financial liabilities.

## 3 Notes on the Statement of Profit or Loss

### 3.1 Revenues

Revenues of TEUR 37,091 (previous year: TEUR 36,559) relate mainly to services such as public relations and communications work, coordinating product development and the technical infrastructure, legal and tax advice and investment controlling, services in conjunction with the Department of Human Resource and Civil Service Regulations (Beamtendienstrecht) together with salary and collective agreement negotiations that are predominantly charged to A1 Telekom Austria AG, A1 Digital International GmbH (formerly Telekom Austria Group M2M GmbH), Telekom Austria Personalmanagement GmbH, A1 Bulgaria EAD (formerly MobilTel EAD), A1 Slovenia d.d., Vip mobile d.o.o., A1 Makedonija DOOEL (formerly one. VIP DOOEL), A1 Hrvatska d.o.o. (formerly VIPnet d.o.o.) and Unitary enterprise A1 (formerly Unitary enterprise Velcom) on the basis of intercompany agreements.

### 3.2 Personnel Expenses

Personnel Expenses were as follows:

	2020 TEUR	2019 TEUR
Salaries	35,265	36,157
Expenses for statutory social security and payroll related taxes and contributions	7,359	7,526
Severance expense	442	1,071
Pension expenses	1,028	1,043
Other social benefits	67	201
Payments to staff contributions plans	423	423
	<b>44,586</b>	<b>46,421</b>

Salaries include expenses of TEUR 103 (previous year: TEUR 10) resulting from changes in the anniversary benefit obligation.

Changes in provisions are presented in the statement of profit and loss in the following items:

- ▶ Anniversary benefit obligation and other provisions in salaries
- ▶ Severance obligation in severance expenses and payments to staff contribution plans
- ▶ Pension expenses in other social benefits
- ▶ Payroll related expenses for other provisions in expenses for statutory social security and payroll related taxes and contributions

The average number of full-time employees was 312 (previous year: 313). The average number of full-time civil servants was 7 (previous year: 9).

### 3.3 Severance expenses and pension expenses

Severance expense and payments to staff contribution plans as well as pension expenses were as follows:

	2020 TEUR	2019 TEUR
Members of the Management Board	332	311
Senior staff	61	74
Other employees	1,501	2,152
	<b>1,894</b>	<b>2,537</b>

### 3.4 Other Operating Expenses

	2020 TEUR	2019 TEUR
Other operative taxes	43	63
Other charges	4,026	5,240
Intercompany charges	13,346	15,238
Legal and other consulting	1,742	2,213
Other	13,190	9,791
	<b>32,347</b>	<b>32,545</b>

Other operating expenses include expenses related to services of A1 Telekom Austria AG amounting to TEUR 13,230 (previous year: TEUR 15,124).

### 3.5 Income from Investments

Income from investments includes dividend income from A1 Telekom Austria AG in the amount of TEUR 0 (previous year: TEUR 316,000) as well as dividend income and from Mobilkom Beteiligungsgesellschaft mbH in the amount of TEUR 12,000 (previous year TEUR 5,000). In addition, a dividend of TEUR 165,000 (previous year: TEUR 83,000) was distributed by mobilkom Belarus Beteiligungsverwaltung GmbH.

Due to the profit and loss elimination agreement with TFG an income in the amount of TEUR 10,914 (previous year: TEUR 12,837 expenses) was generated.

Furthermore income from other investments includes dividend income from CEESEG Aktiengesellschaft amounting to TEUR 302 (previous year: TEUR 242).

### 3.6 Income from the Reversal of Impairment Losses of Long-Term Financial Assets

Pursuant to Section 208 (1) of the Austrian Commercial Code (UGB) the reversal of previously recognized impairment losses of TEUR 76,100 (previous year: TEUR 150,970) was required for the financial asset Kroatien Beteiligungsverwaltung GmbH in the amount of TEUR 65,400 and the mobilkom CEE Beteiligungsverwaltungs GmbH in the amount of TEUR 10.700.

In the previous year, reversals of the impairment losses were recognized in an amount of TEUR 34,970 related to mobilkom Mazedonien Beteiligungsverwaltung GmbH, to Kroatien Beteiligungsverwaltungs GmbH in an amount of TEUR 41,000 and to mobilkom CEE Beteiligungsverwaltungs GmbH in an amount of TEUR 75,000.

### 3.7 Expenses for Long-Term Financial Assets

In this financial year, impairment losses of TEUR 270,100 (previous year: TEUR 0) were recognised on financial assets. The write-downs related to mobilkom Belarus Beteiligungsverwaltungs GmbH in the amount of TEUR 269,800 and were due to the lower valuation of A1 in Belarus as well as to mobilkom Mazedonien Beteiligungsverwaltung GmbH in the amount of TEUR 300.

### 3.8 Income taxes

The company is the head of a taxation group as defined in Section 9 of the Austrian Corporate Tax Law (KStG) and has concluded a group and tax allocation agreement with wedify GmbH (formerly: 3G Mobile Telecommunications GmbH), Telekom Austria Personalmanagement GmbH, A1 Telekom Austria Aktiengesellschaft, Telekom Finanzmanagement GmbH (TFG), World-Direct eBusiness solutions Gesellschaft m.b.H., A1 now TV GmbH (formerly: Telekom Austria Beteiligungen GmbH), paybox Bank AG, mk Logistik GmbH and paybox Service GmbH as members of the tax group.

As of 1 January 2017, all group members have to pay to the head of the tax group for all profits allocated to the head of the tax group a linear tax rate of 23%, independent of the actual tax paid by the head of the tax group.

Tax group members transferring a tax loss to the head of the group receive no compensation, but can carry forward this tax loss as an intra-group tax loss carry forward and offset the entire amount with future taxable profit within the group. Therefore, tax allocation is not required for intragroup loss carry forward. Intragroup loss carry forwards not yet offset at the time the group member leaves the tax group are compensated to the extent required by Austrian corporate law upon termination of the agreement.

In the financial period 2020 the total tax income in the amount of TEUR 74,028 (previous year: TEUR 55,920) contains in the financial period 2020 an income of the tax group allocation in the amount of TEUR 108,682 (previous year: TEUR 105,379)



which results from the current result. Due to the change in deferred tax assets, a tax expense of TEUR 10,889 (previous year: tax income of TEUR 29,521) was booked in the financial period.

Intragroup loss carry forward for which no provisions were recognized amounted to TEUR 45,956 (previous year: TEUR 41,778). For all companies with a valid profit and loss elimination agreement with a group member no provisions for intragroup loss carry forwards were recognized.

### Details to Income Tax 2020

	2020 TEUR	2019 TEUR
Corporate tax (other) current	-19,759	-19,034
Corporate tax (group) current	108,682	105,379
Corporate tax (other) previous periods	-4,006	-904
<b>Total tax income</b>	<b>84,917</b>	<b>85,441</b>
Changes in deferred tax assets	-10,889	-29,521
<b>Total tax</b>	<b>74,028</b>	<b>55,920</b>

In the reporting year, TEUR 266,508 (previous year: TEUR 228,407) in loss carryforwards were used at the level of the group parent, of which TEUR 237,110 relate to the current result and TEUR 29,398 to previous periods.

## 4 Other Information

### 4.1 Remuneration of the Management and Supervisory Board of the Company

In 2020, remuneration of the members of the Management Board amounted to TEUR 3,007 (previous year: TEUR 3,285). The variable annual remuneration 2020 does not include any advance bonus payments for 2020, while 2019 included advance payments for 2019 in the amount of TEUR 939. Benefits paid under the Long Term Incentive Program are not included in the amount of remuneration of members of the Management Board. These benefits are included in section 4.2.

In the current financial year remuneration of members of the Supervisory Board amounted to TEUR 371 (previous year: TEUR 369).

### 4.2 Long Term Incentive (LTI) Program

In 2010, the Supervisory Board of Telekom Austria AG approved the LTI Program, in particular the tranches up to and including 2017 have already been exercised. The eighth tranche was approved on 26 April 2017 and allocated on 1 June 2017. The ninth tranche was approved on 19 April 2018 and allocated on 1 September 2018. The tenth tranche was

approved on 24. July 2019 and allocated on 1. August 2019. The eleventh tranche was approved on 22 July 2020 and allocated on 1 August 2020. For the 2020 programme, return on invested capital ("ROIC", weighted at 34%), the revenue market share of the A1 Telekom Austria Group (weighted at 33%) and sustainable financing (long-term financing in the years 2020-2022 with "green bonds" or other sustainable financial instruments, weighted at 33%) were determined as key indicators. Participants are required to make a personal investment in Telekom Austria AG shares in an amount depending on the annual gross basic salaries and the management level of the entitled employee and to hold these shares until the end of the holding period. Participants from the eighth, ninth and tenth tranche are exclusively members of the Management Board of the company. For each tranche, the number of shares granted is calculated based on the average Telekom Austria AG stock price for a defined period. This right is not transferrable.

For the tranches of the years 2017, 2018, 2019 and 2020 a performance period of three years was defined. For the tranches 2017, 2018 and 2019 return on invested capital (ROIC) and the revenue market share of Telekom Austria Group (each weighted at 50%) were defined as key performance indicators. At the beginning of a tranche the key performance indicators are set. At the vesting date, if the targets are reached, bonus shares double to the personal investment will be allocated to the participants, settlement will be in cash. If the targets are exceeded, additional shares will be allocated proportionally up to a maximum of 175% of the shares or a maximum of 350% based on meeting the targets with 100%. In case of significant underperformance, no shares are allocated.

The Program LTI 2017 was exercised in the financial year 2020. 1,424 bonus shares per share of personal investment were allocated at a share price of 7.08. The settlement was in cash.

LTI 2017	Personal investment in shares as exercised
Dipl.Ing. Siegfried Mayrhofer	24,750
Alejandro Douglass Plater	29,521
<b>Total Company</b>	<b>54,271</b>

On the reporting date, a provision is recognized for the share of the future anticipated expense of the LTI program already earned, which was measured at fair value. The fair value is determined by using the expected achievement of the performance criteria and the expected share price, which is based on the binomial tree process. Expected dividends were also considered in measuring the fair value. The provision is recognized over the service period.



	LTI 2020	LTI 2019	LTI 2018
Programme Start	1. January 2020	1. January 2019	1. January 2018
Date of granting	1. August 2020	1. August 2019	1. September 2018
End of vesting period	31. December 2022	31. December 2021	31. December 2020
Claim day	1. August 2023	1. August 2022	1. September 2021
Personal investment in shares as of 31 December 2020	LTI 2020	LTI 2019	LTI 2018
<b>Members of Management Board</b>			
Dipl.Ing. Siegfried Mayrhofer	23,173	24,550	18,859
Alejandro Douglass Plater	27,551	26,534	22,421
Mag. Thomas Arnoldner	25,046	26,534	17,439
<b>Total Company</b>	<b>75,770</b>	<b>77,618</b>	<b>58,719</b>
LTI 2018	2020	2019	2018
Expected bonus shares	114,032	156,427	151,143
Maximum bonus shares	205,517	205,517	205,517
Fair value in TEUR	690	1,108	945
LTI 2019	2020	2019	
Expected bonus shares	147,164	213,450	
Maximum bonus shares	271,663	271,663	
Fair value in TEUR	898	1,462	
LTI 2020	2020		
Expected bonus shares	150,174		
Maximum bonus shares	265,192		
Fair value in TEUR	879		

An expense of TEUR 405 (previous year: TEUR 1,206) was recognised in the income statement for the LTI programme and an entry of TEUR 344 from the reversal.

### 4.3 Other Information

Telekom Austria Aktiengesellschaft has a group relationship with América Móvil, S.A.B. de C.V., Mexico City, and its affiliated companies and is fully consolidated in its consolidated financial statements since 1 July 2014, which is the largest group of companies for which group financial statements are prepared. América Móvil Group is listed on the Mexican Stock Exchange, the NASDAQ New York and on the New York Stock Exchange. Consolidated financial statements of América Móvil, S.A.B. de C.V. are filed with the SEC (U.S. Securities and Exchange Commission) in Washington, D.C.

The Company is a parent company required to prepare consolidated financial statements in accordance with Section 244 Austrian Commercial Code (UGB). The consolidated financial statements are filed with the commercial register at the Commercial Court in Vienna.

Related party transactions were always effected at arm's-length.

In accordance with the last sentence of Section 238 paragraph 1 No. 18 UGB, the Company exercises the right not to disclose information on expenses for the auditor.

The Company is a company of public interest in accordance with Section 189a UGB. Therefore, it is a large corporation in accordance with Section 221 UGB.

### 4.4 Subsequent Events

In the operating subsidiaries, scenarios are currently being investigated in order to achieve advantages through a higher management focus on internal efficiency and higher occupancy rates of the mobile sites (the so-called "tower business"). Beyond that, no other significant events occurred after the balance sheet date that have an impact on the balance sheet or the income statement.

## 5 Members of the Management Board and Supervisory Board

### Management Board

Mag. Thomas Arnoldner	Chairman of the Management Board
Alejandro Douglass Plater	Deputy Chairman
Dipl. Ing. Siegfried Mayrhofer	

### Supervisory Board

Dr. Edith Hlawati	Chair of the Supervisory Board
Carlos García Moreno Elizondo	Deputy Chairman
Dr. Karin Exner-Wöhrer	
Dr. Peter Hagen	
Carlos M. Jarque M.Sc.Ph.D.	
Alejandro Cantú Jiménez	
Dr. Peter F. Kollmann	
MMag. Thomas Schmid	
Oscar Von Hauske Solís	
Daniela Lecuona Torras	
Ing. Walter Hotz	until 04.October 2020
Werner Luksch	
Ing. Gottfried Kehrer	
Mag. (FH) Alexander Sollak	
Renate Richter	
Gerhard Bayer	since 05.October 2020

Vienna, 8. February 2020  
The Management Board

Thomas Arnoldner, CEO  
Telekom Austria AG

Alejandro Plater, COO  
Telekom Austria AG

Siegfried Mayrhofer, CFO  
Telekom Austria AG

## Attachement 1

### Movement Schedule of Investments for the Fiscal Year 2020

Financial assets	Purchase price			Accumulated depreciation					Carrying	Carrying	
	Balance at 01.01.20 TEUR	Accesses TEUR	Disposals TEUR	Balance at 31.12.20 TEUR	Balance at 01.01.20 TEUR	Accesses TEUR	Additions TEUR	Disposals TEUR	Balance at 31.12.20 TEUR	amount as of 31.12.20 TEUR	amount as of 31.12.19 TEUR
<b>1. Shares in capital of affiliated companies</b>											
mobilkom Bulgarien BeteiligungsverwaltungsgmbH	1,040,682	0	0	1,040,682	0	0	0	0	0	1,040,682	1,040,682
mobilkom Mazedonien Beteiligungsverwaltung GmbH	260,040	0	0	260,040	0	300	0	0	300	259,740	260,040
Mobilkom Beteiligungsgesellschaft mbH	421,832	14,000	0	435,832	0	0	0	0	0	435,832	421,832
mobilkom CEE Beteiligungsverwaltung GmbH	392,131	0	0	392,131	10,700	0	10,700	0	0	392,131	381,431
mobilkom Belarus Beteiligungsverwaltung GmbH	974,700	0	0	974,700	0	269,800	0	0	269,800	704,900	974,700
Kroatien Beteiligungsverwaltung GmbH	698,790	0	0	698,790	316,800	0	65,400	0	251,400	447,390	381,990
Telekom Finanzmanagement GmbH	5,571	0	0	5,571	2,766	0	0	0	2,766	2,805	2,805
A1 Projektentwicklungs GmbH	0	35	0	35	0	0	0	0	0	35	0
A1 Telekom Austria Aktiengesellschaft	4,596,606	0	0	4,596,606	0	0	0	0	0	4,596,606	4,596,606
	<b>8,390,352</b>	<b>14,035</b>	<b>0</b>	<b>8,404,387</b>	<b>330,266</b>	<b>270,100</b>	<b>76,100</b>	<b>0</b>	<b>524,266</b>	<b>7,880,121</b>	<b>8,060,086</b>
<b>2. Other investments</b>											
CEESEGE Aktiengesellschaft	543	0	0	543	0	0	0	0	0	543	543
<b>3. Other loans granted</b>											
Sonstige Ausleihungen	384	27	0	411	89			1	88	323	295
	<b>8,391,279</b>	<b>14,062</b>	<b>0</b>	<b>8,405,341</b>	<b>330,355</b>	<b>270,100</b>	<b>76,100</b>	<b>1</b>	<b>524,354</b>	<b>7,880,987</b>	<b>8,060,924</b>

## Attachement 2

### Schedule of Shares in Affiliated Companies as of 31 December 2020

Shares in capital of affiliated companies	Investment in %	Currency	Shareholders' equity	Net income / loss for the year
Telekom Finanzmanagement GmbH, Wien	100	TEUR	2,803	10,918
Kroatien Beteiligungsverwaltung GmbH	100	TEUR	447,347	65,194
A1 Telekom Austria Aktiengesellschaft, Wien	100	TEUR	1,466,535	246,952
Mobilkom Beteiligungsgesellschaft mbH, Wien	100	TEUR	373,174	12,608
mobilkom CEE Beteiligungsverwaltung GmbH, Wien	100	TEUR	560,226	178,794
mobilkom Belarus Beteiligungsverwaltung GmbH, Wien	100	TEUR	705,072	506,334
mobilkom Mazedonien Beteiligungsverwaltung GmbH, Wien	100	TEUR	237,369	-6
mobilkom Bulgarien BeteiligungsverwaltungsgmbH, Wien	100	TEUR	1,019,451	-854
A1 Projektentwicklungs GmbH	100	TEUR	34	-1

## Annex IV

# Management Report

of Telekom Austria Aktiengesellschaft  
for the period January 1 to December 31, 2020

## General economic environment

As a result of the COVID-19 pandemic and the accompanying political measures to curb the spread of the virus, there was a recession on all the A1 Telekom Austria Group's markets in 2020. Clearly negative growth rates are expected in gross domestic product. In a forecast published in November 2020, the European Commission estimated the decline in economic growth in the European Union for 2020 at 7.4%. A recovery with growth of 4.1% is assumed for 2021.

The ECB kept its key interest rate unchanged at 0.00% and its deposit rate at -0.50% in the year under review. A pandemic emergency purchase program of EUR 750 billion was resolved in the middle of March 2020 and increased to EUR 1,350 bn at the start of June 2020 and to EUR 1,850 bn in December 2020. In two steps at the start of and in the middle of March 2020, the US Federal Reserve lowered its key interest rate from 1.50-1.75% to recently 0.00-0.25%.

### Development of real GDP in the markets of A1 Telekom Austria Group (in %) <sup>1)</sup>

	2019	2020e	2021e
Austria	1.4	-7.1	4.1
Bulgaria	3.7	-5.1	2.6
Croatia	2.9	-9.6	5.7
Belarus	1.2	-3.0	2.2
Slovenia	3.2	-7.1	5.1
Serbia	4.2	-1.8	4.8
North Macedonia	3.6	-4.9	3.8

## Industry trends and competition

Developments on the markets relevant to A1 Telekom Austria Group were characterized by the global COVID-19 pandemic in the reporting year. There were sharp declines in gross additions and customer churn during the first lockdown in almost all markets in the spring. There was increased demand for products and services to facilitate working from home, such as mobile WiFi routers and VPN connections. Mobile network providers offered their customers additional offerings at reduced cost or free of charge. The market environment remained intensively competitive in both fixed-line and mobile communications throughout this period. One example of this can be seen in the no-frills<sup>2)</sup> segment in Austria, where there was sustained pressure on prices due to the aggressive pricing policy of mobile virtual network operators (MVNOs).

The latest market report issued by the regulatory authority, which tracked the most recent market data in Austria up to the end of the second quarter of 2020, describes the following average trends across all operators:<sup>3)</sup>

- ▶ The number of SIM cards (excl. M2M) decreased slightly by 0.8% year-on-year, from 13.1 million in the second quarter of 2019 to 13.0 million in the second quarter of 2020. There continued to be strong stimulus from smartphone users, the number of which grew by 5.8% to more than 7.2 million, while the number of prepaid SIM cards declined significantly due to the mandatory registration that has been in effect since January 1, 2019. Total mobile retail revenues remained stable over the same period (-0.3%).
- ▶ There were 12.3 million mobile and fixed-line broadband connections on the broadband market in the second quarter of 2020, a year-on-year increase of 2.8% that was mainly driven by smartphone tariffs and mobile WiFi routers. The fixed-line broadband market grew by 1.2% in the same period.

1) Sources: European Union, Austria, Bulgaria, Croatia, Slovenia, Serbia, and North Macedonia: European Commission [https://ec.europa.eu/info/sites/info/files/economy-finance/ip136\\_en.pdf](https://ec.europa.eu/info/sites/info/files/economy-finance/ip136_en.pdf), page 215; Belarus: IMF IWF <https://www.imf.org/en/Publications/WEO/Issues/2020/09/30/world-economic-outlook-october-2020>, page 55

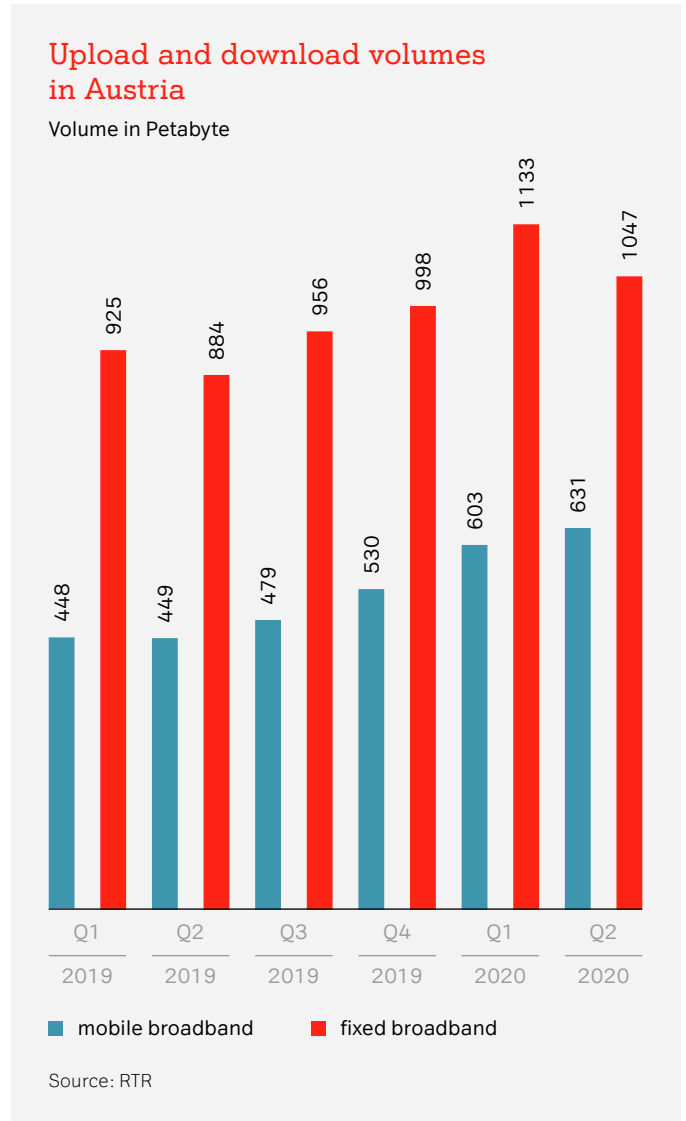
2) The so-called no-frills segment consists of mobile communications providers and brands that deliberately focus on simple tariffs without additional offers and are aimed in particular at price-sensitive customers.

3) <https://www.rtr.at/de/inf/telekom-monitor-q22020>

- ▶ Rapid growth in data volumes in mobile telecommunications as a whole, which consists of pure mobile broadband plus smartphone users according to the definition of the regulatory authority, continued in the second quarter of 2020 with a year-on-year increase of 40.5%. The data volume transferred by fixed-line broadband likewise rose by 18.4%, with a ratio of mobile to fixed-line data of around 1:2. There was a clear growth trend in average monthly data volume per user over the same period, to 143.8 GB for fixed-line broadband (Q2 2019: 123.0 GB) and 89.2 GB for mobile data tariffs (Q2 2019: 64.9 GB).
- ▶ While NGA (Next Generation Access; availability of a minimum fixed-line bandwidth of 30 mbps) coverage in Austria has increased steadily over recent years and is now at virtually 90%, 41% of customers were using products with a speed of more than 30 Mbit/s at the end of 2019, though there is a clear trend visible towards higher bandwidths (2017: 30%).<sup>4)</sup>
- ▶ According to the latest OECD report on the digital economy, Austria ranks in the middle compared with other OECD countries with fixed broadband coverage of >30 Mbit/s in rural areas, but its number of fixed broadband connections of >30 Mbit/s is in the lower third. In sharp contrast to this is the data consumption of mobile broadband connections, which ranks second after Finland at around 16 GB per month, compared with the OECD average of around 5 GB per month. Austria also ranks second, behind Sweden, in M2M<sup>5)</sup> SIM cards at 56 per 100 inhabitants (OECD average: 24).<sup>6)</sup>

In Bulgaria, the trend seen in recent years continued, with the Internet penetration rate across all households increasing to 78.9% in 2020 compared with 75.1% in the previous year. While fixed-line penetration increased to 59.4% (2019: 57.8%), mobile penetration also continued to rise to 68.0% (2019: 64.0%).<sup>7)</sup>

The number of broadband connections in Croatia increased by 15.0% year-on-year to 5.5 million in the second quarter of 2020 as a result of an increase in the mobile broadband offering of 23.0%. Growth in fiber connections was also high at 22.3%.<sup>8)</sup>



The telecommunications market in Belarus has developed strongly in recent years, leading to a steady rise in the number of Internet customers, while the number of mobile network users has remained flat. As of the end of 2019, the share of households with Internet access was 82.8% (2018: 79.1%).<sup>9)</sup> Households with Internet, respectively broadband access were also up in Slovenia, Serbia and North Macedonia.<sup>10) 11) 12)</sup>

4) Broadband in Austria. 2019 evaluation report (page 50) <https://www.bmlrt.gv.at/dam/jcr:5de13346-e12a-4ff8-9c83-30b14c5000e3/Evaluierungsbericht2019.pdf>; Broadband strategy 2030 (page 9 and 12) [https://www.bmlrt.gv.at/dam/jcr:8ee598ba-0172-4773-945f-73932957fc55/breitbandstrategie2030\\_ua.pdf](https://www.bmlrt.gv.at/dam/jcr:8ee598ba-0172-4773-945f-73932957fc55/breitbandstrategie2030_ua.pdf)

5) Machine-to-machine (M2M) SIM cards are used for communication between devices, enabling IoT (Internet of Things) applications such as asset tracking services.

6) [https://www.oecd-ilibrary.org/sites/bb167041-en/1/3/3/index.html?itemId=/content/publication/bb167041-en&\\_csp\\_=509e10cb8ea8559b6f9cc53015e8814d&itemGO=oecd&itemContentType=book#section-38](https://www.oecd-ilibrary.org/sites/bb167041-en/1/3/3/index.html?itemId=/content/publication/bb167041-en&_csp_=509e10cb8ea8559b6f9cc53015e8814d&itemGO=oecd&itemContentType=book#section-38)

7) [https://www.nsi.bg/sites/default/files/files/pressreleases/ICT\\_hh2020\\_en\\_PSRP7D5.pdf](https://www.nsi.bg/sites/default/files/files/pressreleases/ICT_hh2020_en_PSRP7D5.pdf)

8) [https://www.hakom.hr/UserDocsImages/2020/e\\_trziste/Croatian%20Quarterly%20electronic%20communications%20data,Q22020.eng.pdf](https://www.hakom.hr/UserDocsImages/2020/e_trziste/Croatian%20Quarterly%20electronic%20communications%20data,Q22020.eng.pdf)

9) <https://www.belstat.gov.by/upload/iblock/7d0/7d0ed3586722991264205df8d056cf60.pdf>, pages 395 and 399; Note: Figures for Belarus are available for 2019 only.

10) <https://pxweb.stat.si/SiStatData/pxweb/en/Data/Data/2963309S.px/>; A1 Telekom Austria Group calculations

11) <https://data.stat.gov.rs/Home/Result/270105?languageCode=en-US>

12) [http://www.stat.gov.mk/pdf/2020/8.1.20.31\\_mk.pdf](http://www.stat.gov.mk/pdf/2020/8.1.20.31_mk.pdf); <http://www.stat.gov.mk/pdf/2019/8.1.19.32.pdf>

## Financial Key Performance Indicators

Total assets as of 31 December 2020 increased to EUR 8,015.5 million compared to EUR 8,208.6 million in the previous year.

Long-term assets increased to EUR 7,881.0 million compared to EUR 8,060.9 million in the previous year. As shown in the tables below, current company valuations resulted in various impairment losses and reversals of past impairment losses in long-term financial assets of affiliated companies:

### Reversal of impairment losses from assets of affiliated companies

in EUR million	2020	2019
A1 Telekom Austria Aktiengesellschaft	0.0	0.0
Kroatien Beteiligungsverwaltung GmbH	65.4	41.0
mobilkom Belarus Beteiligungsverwaltung GmbH	0.0	0.0
mobilkom Bulgarien BeteiligungsverwaltungsgmbH	0.0	0.0
mobilkom Mazedonien Beteiligungsverwaltung GmbH	0.0	35.0
mobilkom CEE Beteiligungsverwaltung GmbH	10.7	75.0
<b>Total</b>	<b>76.1</b>	<b>151.0</b>

### Impairment losses from assets of affiliated companies

in EUR million	2020	2019
mobilkom Belarus BeteiligungsverwaltungsgmbH	269.8	0.0
mobilkom Mazedonien Beteiligungsverwaltung GmbH	0.3	0.0
<b>Total</b>	<b>270.1</b>	<b>16.0</b>

The decrease in current assets from EUR 129.5 million to EUR 128.2 million as of 31 December 2020 resulted most notably from lower dividend receivables.

As of 31 December 2020, shareholders' equity amounted to EUR 5,791.1 million (31 December 2019: EUR 5,975.9 million). The reduction is mainly due to the annual result for 2020.

The decrease in liabilities by EUR 12.4 million to EUR 2,189.2 million as at 31 December 2020 is mainly due to the reduction in liabilities (netted) to Telekom Finanzmanagement GmbH.

Revenue results from services provided by the management holding company and remained constant at EUR 37.1 million in 2020 compared to EUR 36.6 million in 2019.

The previous year's personnel expenses of EUR 46.4 million are reduced to EUR 44.6 million in 2019, mainly due to the lower expenses from the LTI.

Other operating expenses also contained other services from A1 Telekom Austria AG presented in other charges, intercompany charges and other expenses.

As a result of the developments described above, the operating loss amounted to EUR -41.4 million in 2019 compared to EUR -38.9 million in 2020.

Income from investments decreased from EUR 334.1 million in 2019 to EUR 188.2 million in 2019, above all due to lower dividends distributed within the Group during the financial year.

The income from the disposal of and write-ups to financial assets of EUR 76.1 million (2019: EUR 151.0 million) resulted primarily from the write-ups to shares in affiliated companies already described. The expenses from financial assets in the amount of EUR 270.1 million resulted from write-downs on shares in affiliated companies. There were no write-downs on shares in affiliated companies in 2019. Interest expenses of EUR 61.5 million remained constant compared to the previous year (EUR 61.2 million).

Due to the factors described above, the result before taxes fell to EUR -106.1 million. In the previous year, the pre-tax result was EUR 384.4 million.

Income of EUR 74.0 million is reported under taxes on income for 2020. In the previous year, income of EUR 55.9 million was reported. The difference essentially results from higher tax allocations and a lower deferred tax expense in 2020 compared to 2019.

Overall, these developments result in a net income in the amount of EUR -32.1 million for the 2020 financial year (2019: EUR 438.3 million). A release to retained earnings of EUR 246.2 million was made in the financial year (2019: allocation of EUR 215.1 million).

The Management Board plans, with the approval of the Supervisory Board, to propose at the Annual General Meeting a dividend of EUR 0.25 (last year: EUR 0.23) per eligible share, to be distributed from net income.

The following section briefly explains the main financial and operational KPIs.

- ▶ In accordance with section 23 of the Austrian Company Reorganization Act (URG), the equity ratio amounted to 72.2% as of 31 December 2020 (31 December 2019: 72.8%). This ratio is calculated by dividing equity by total assets.
- ▶ The notional debt repayment period as set out in Section 24 URG amounted to 32.5 years as of 31 December 2020. As of 31 December 2019 it amounted to 10.5 years. The notional debt repayment rate indicates the number of years until all debts are repaid on the basis of earnings / loss before income taxes.
- ▶ The earnings before interest and income tax (EBIT) corresponds to the earnings / loss before income taxes adjusted by interest income and interest expense. The EBIT increased from EUR 443.6 million in 2019 to EUR -44.7 million in this financial year.
- ▶ As a result of the developments described above the return on equity (ratio of EBIT to stockholders' equity) decreased from 7.4% in 2019 to -0.8% in 2019. The return on assets (ratio of EBIT to liabilities and stockholders' equity) decreased from 5.4% in 2019 to -0.6% in 2020.
- ▶ The net debt comprise interest-bearing liabilities less cash and cash equivalents. Net debt as of 31 December 2020 decreased to EUR 2,186.0 million compared to EUR 2,199.1 million in the previous year.
- ▶ The cash flow from operating activities decreased to EUR 180.2 million compared to EUR 354.2 million in 2019.
- ▶ Cash flow from investing activities amounts to EUR -14.1 million most notably due to grants given to subsidiaries compared to EUR -68.8 million in 2019.
- ▶ Cash flow from financing activities changed from EUR -285.4 million in 2019 to EUR -166.2 million in 2020. The cash flow from financing activities (set-off) derived from the most part from the redemption of the credit facility.

## Equity Investments

In addition to Austria, the A1 Telekom Austria Group is successfully positioned in another six European Countries as of 31 December 2020. At the end of 2020, the Group provided mobile communication services to around 21.9 million customers (2019: 21.3 million); in the fixed-line business revenue generating units (RGUs) amounted to around 6.1 million, representing a decrease of 1.6% compared to the previous year.

In 2020, A1 Telekom Austria AG experienced a decrease of its overall customer base for mobile communication by 1.0% to about 5.1 million customers. Its mobile market share declined slightly to 37.5% (2019: 38.0%). Mobile penetration was 150.0% (2019: 155.4%). Average revenues per mobile communication customer increased from EUR 14.7 in the year 2019 to EUR 15.6 in 2020. In the fixed-line business RGUs declined by 4.0% to about 3.1 million. Average revenues per fixed access line amounted to EUR 32.6 (2019: EUR 31.3).

A1 Bulgaria EAD saw a decrease in the number of mobile customers by 1.9% to 3.8 million in 2020. A1 Bulgaria, Bulgaria's leading communication provider, saw its market share being constant in the reporting period at 38.1% (2019: 38.1%). The mobile penetration rate was at 143.1% in Bulgaria (2019: 140.0%). The number of RGUs in the segment Bulgaria increased by 1.6% to 1.1 million per end of 2020.

At A1 Hrvatska d.o.o., Croatia's second largest mobile communication provider, the number of mobile customers rose by 5.3% in 2020 to 1.9 million customers. In 2020, A1 Croatia held a market share of 37.0% (2018: 36.0%). The mobile penetration rate in Croatia at the end of the year was 125.1% (2019: 122.8%). RGUs declined in 2020 by 2.0% to 671,900.

In 2020, Unitary Enterprise A1, experienced a slight increase by 0.5% in its mobile customer base to 4.9 million customers compared to the previous year. In 2020, the second largest mobile communication provider in Belarus held a market share of 41.9% (2019: 42.0%). The mobile penetration rate in Belarus was 124.6% (2019: 123.8%). The number of RGUs increased by 1.7% to 627,400.

As of the end of 2020, A1 Slovenija d.d., the second largest mobile communication provider in Slovenia, had 0.2% more customers, rising the total to 707,100. The market share decreased slightly to 28.5% (2019: 28.6%). At the end of 2020, the mobile penetration rate in Slovenia was 120.6% compared to 119.5% in 2019. The number of RGUs increased by 7.4% to 214,800 in 2020.

Vip mobile d.o.o., the third largest mobile communication provider in Serbia, saw the number of mobile customers rising by 1.7% to 2.4 million customers, holding a market share of 25.5% in 2020 (2019: 24.9%). By the end of 2020 the mobile penetration rate in Serbia was at 133.2% (2019: 131.8%).

A1 Makedonija DOOEL had 1.1 million customers per year-end 2020, representing a decrease of 1.5%. The market share increased from 48.4% in 2019 to 50.6% in 2020. As of 31 December 2020, the mobile penetration rate in North Macedonia was at 105.4% (2019: 105.6%). In the fixed-line business RGUs rose by 1.3% to 337,900 in 2020.



## Members of the Supervisory Board of Telekom Austria Aktiengesellschaft

Name (year of birth)	Date of first appointment	End of current term of office / leaving date
Alejandro Cantú Jiménez (1972)	14.08.2014	2023 <sup>3)</sup>
Karin Exner-Wöhrer (1971)	27.05.2015	2023 <sup>3)</sup>
Carlos García Moreno Elizondo, first Deputy Chairman (1957)	14.08.2014	2023 <sup>3)</sup>
Peter Hagen (1959)	25.05.2016	2021 <sup>1)</sup>
Edith Hlawati (1957), Chair	28.06.2001 to 29.05.2013, reappointed on 30.05.2018	2023 <sup>3)</sup>
Carlos M. Jarque (1954)	14.08.2014	2022 <sup>2)</sup>
Peter F. Kollmann (1962)	20.09.2017	2021 <sup>1)</sup>
Daniela Lecuona Torras (1982)	30.05.2018	2022 <sup>2)</sup>
Thomas Schmid (1975)	29.05.2019	2024 <sup>4)</sup>
Oscar Von Hauske Solís (1957)	23.10.2012	2023 <sup>3)</sup>

### Members of the Supervisory Board delegated by the Staff Council

Walter Hotz (1959) until 04.10.2020	re-delegated on 06.05.2011
Werner Luksch (1967)	03.08.2007 to 20.10.2010, re-delegated on 11.01.2011
Renate Richter (1972)	12.10.2018
Alexander Sollak (1978)	03.11.2010
Gottfried Kehrer (1962)	27.10.2010
Gerhard Bayer (1967)	05.10.2020

- 1) The term of office expires at the end of the Annual General Meeting for the 2020 financial year (May 14, 2021).
- 2) The term of office expires at the end of the Annual General Meeting for the 2021 financial year (provisionally May 2022).
- 3) The term of office expires at the end of the Annual General Meeting for the 2022 financial year (provisionally May 2023).
- 4) The term of office expires at the end of the Annual General Meeting for the 2023 financial year (provisionally May 2024).

## Changes to the Management Board and the Supervisory Board

The Supervisory Board appointments of Karin Exner-Wöhrer and Alejandro Cantú Jiménez were extended at the Annual General Meeting on September 24, 2020. Gerhard Bayer took over from Walter Hotz as employee representative on the Supervisory Board on October 5, 2020.

## Non-financial performance indicators

In addition to the information below we refer to the separate consolidated non-financial report in accordance with Section 267a (6) UGB.

## Corporate social responsibility

Telekom Austria AG and its affiliated companies, hereinafter referred to as the A1 Telekom Austria Group, strive to increase enterprise value in a sustainable manner, while taking into account all relevant economic, ecological and social aspects. This goal is supported by the Group's commitment to the

Austrian Corporate Governance Code and the application of all the requirements of the internal control system, the Code of Conduct, and the compliance guidelines as well as integrated sustainability management. Compliance with the principles of the UN Global Compact and respect for human rights ensure the development of sustainably oriented strategies and goals with the involvement of all business units and hierarchies.

The environmental management systems in Austria, Croatia, Slovenia, Serbia and North Macedonia are certified according to ISO 14001. Furthermore, EMAS (eco management and audit scheme) requirements are complied with in Austria and Slovenia. Energy management in Austria is also certified according to ISO 50001. In addition, since 2014, A1 has been the first carbon-neutral network in Austria to be audited and validated annually by TÜV SÜD according to the PAS 2060 international standard.

## Employees

The A1 Telekom Austria Group had 17,949 employees / full-time equivalents (FTE) as of the end of 2020 (2019: 18,344). FTEs in the Austria segment were reduced by 4.0% to 7,320 employees as part of the ongoing restructuring measures. 38% of employees in the Austria segment have civil servant status (2019: 42%).

The A1 Telekom Austria Group is committed to mobile, modern working. Flexible working reflects the various working time models (e. g. flexitime, part-time, mobile working, virtual working, mini-sabbaticals). Among other things, the increased competitiveness resulting from higher employee productivity is seen as an opportunity. Satisfied employees deliver better results and employee satisfaction improves the perception of the A1 Telekom Austria Group as an attractive employer. This also lays the groundwork for ensuring a work-life balance and a healthy working environment. At the same time, however, the growing flexibilization of working life is posing new challenges for employers and employees alike. When working flexibly, there is a great danger that work and leisure time will overlap and blend into each other. To minimize this risk, the Austrian operation has revised its own workshops and is offering employee coaching on this issue, among other things. The Memorandum of Understanding sets out a Group-wide framework for the entire A1 Telekom Austria Group that is defined in greater detail in local (works) agreements. Flexible working is offered to all employees and is agreed with the manager taking into account the nature of the respective activity.

Not only did the extraordinary challenges in the wake of the 2020 Covid-19 pandemic in 2020 show that the infrastructure of the A1 Telekom Austria Group is pivotal, especially in times like these, and fit for the future. They also made digital living and working even more of a priority. In recent years, the company has already offered employees the flexibility of digital and virtual working conditions, allowing them to work whenever and wherever they want, with new ways of working (remote working/working from home, etc.) and open-space working environments. This was one of the main reasons why, when the pandemic situation escalated, the majority of employees were able to start working from home practically "overnight" with actually no detrimental impact to their work. In addition to enabling mobile and flexible ways of working, the health of employees always was and still is the top priority.

## Innovation and technology

The age of digital transformation is characterized by steadily rising demand for increased bandwidths and more data. Thanks to innovative digital products and services, connectivity is playing a key role in a growing number of areas of professional and private life. The high-performance, future-proof infrastructure of the A1 Telekom Austria Group proved to be a reliable basis during the coronavirus lockdowns in 2020. The Group also pressed ahead with its network rollout in 2020, although the pace of this development was slowed by the COVID-19 pandemic. Convergence, i. e., the intelligent combination of mobile and fixed-line, remains a key pillar of the infrastructure strategy and enables efficient and extended regional coverage with increasingly large bandwidths. The fiber rollout is also establishing important foundations for 5G mobile communication and the new services that will use it. 5G, the Internet of Things (IoT) and cloud-based services for the B2B market also require high computing capacities. As a result, data centers are continuing to gain in importance as part of the A1 Telekom Austria Group's infrastructure strategy.

As the Covid-19 pandemic spread around the world, numerous governments imposed lockdowns in order to curb the virus. Behavioral patterns changed from one day to the next, and developments and empirical data that had held true for many years suddenly no longer applied. Mobile networks in particular were confronted with increased levels of customer demand and that put their performance capacity to the test. A1 Telekom Austria Group's networks coped extremely well with the dramatic changes in network traffic in terms of location, services and times of day. In the case of the small number of mobile cells that were overloaded, a rapid response on the part of the network and management teams ensured that there were only isolated network disruptions. In addition, certain core systems were upgraded with new capacity in the space of just a few hours. This underlines the resilience and adaptability of the A1 Telekom Austria Group's networks. In Austria, the data volume transmitted via the 4G network increased by 65 % and capacity expansion for voice and data traffic peaked at 25 %. In certain countries in the Group's operational footprint, voice and data traffic increased by up to 200 % year-on-year as lockdowns were imposed in March.

Some of the 5G auctions in the countries in which the A1 Telekom Austria Group operates were postponed as a result of the Covid-19 pandemic and are now expected to take place in 2021 and 2022. A1 took part in the multi-band auction for the 700 MHz, 1,500 MHz and 2,100 MHz frequency ranges in the year under review, acquiring spectrum for a total of EUR 65.6 mn. As part of the latest auction, the 2,100 MHz core band was secured and even expanded. Along with its existing leading position in the 800 MHz band and the newly acquired 1,500 MHz band, these frequency resources offer an outstanding basis for future 5G applications and capacity expansions. A1 is thus consolidating its leading position and holds the largest share of the total spectrum at around 38 %.

Following the successful acquisition of 3.5-GHz frequencies in 2019, A1 upgraded hundreds of base stations in Austria with the state-of-the-art 5G technology. In January 2020, A1 launched its 5G network in Austria with more than 350 5G base stations. A1 in Croatia is currently conducting a 5G trial. The government and the regulatory authority decided that Osijek would be Croatia's first 5G city. A1 achieved a key milestone in its technological development with the launch of 5G in the 3.6-GHz range in Bulgaria.

In Austria, the fixed-line broadband expansion was driven forward by the accelerated fiber roll-out in the form of FTTC (fiber to the curb), FTTB (fiber to the building) and FTTH (fiber to the home). Fiber is getting ever closer to the customer, and newly developed areas are being connected to fiber. In addition, the capacity of existing copper lines is being increased. A1's fiber infrastructure in Austria was extended to around 60,500 km in total in 2020. A1 began introducing its own fiber to the node (FTTN) and FTTH infrastructure in Slovenia in 2020, achieving optimization in customer service and long-term cost savings.

## Disclosure in accordance with Section 243a of the Austrian Business Enterprise Code (UGB)

### Shareholder structure and capital disclosures

At the end of 2019, a total of 51.00% or 338,895,000 shares of Telekom Austria Aktiengesellschaft were held by América Móvil B.V., Netherlands ("América Móvil B.V."; formerly Carso Telecom B.V.), a wholly-owned subsidiary of América Móvil, S.A.B. de C.V. ("América Móvil"). The Republic of Austria held 28.42% via Österreichische Beteiligungs AG ("ÖBAG"), while the remaining 20.58% of the shares were in free float. 0.1% or 0.4 million shares of the latter were held by the company itself. Employee shares that are held in a collective custody account also form part of the free float. The associated voting rights are exercised by a custodian (notary). The total number of no-par value shares remains at 664,500,000.

	2020	2019	Change in %
Treasury Shares	415,159	415,159	0.0

The majority of financial agreements are subject to standard change-of-control clauses that could ultimately lead to the termination of contracts. None of these clauses came into effect in the 2020 financial year or up until the date at which this report was prepared.

The following information concerning the shareholders' agreement is based solely on publicly available information.<sup>13)</sup> The company does not have any additional information. The shareholders' agreement between ÖBAG, América Móvil, and América Móvil B.V., came into force on June 27, 2014. Under the terms of the shareholders' agreement, the parties have undertaken to jointly pursue a long-term policy with regard to the management of Telekom Austria Aktiengesellschaft by exercising their voting rights on a concerted basis. The shareholders' agreement also contains provisions on the joint exercise of voting rights in the committees of the company for the election of Supervisory Board and Management Board members and restrictions on the sale of shares. The Supervisory Board of the company consists of ten shareholder representatives, of which eight members are nominated by América Móvil B.V. and two by ÖBAG. ÖBAG has the right to nominate the Chairman of the Supervisory Board. América Móvil B.V. has the right to nominate the Deputy Chairman. The Management Board of the company consists of three members. Two members are nominated by América Móvil B.V., while one member of the Management Board, namely the Chief Executive Officer (CEO), is nominated by ÖBAG. The Extraordinary General

Meeting on August 14, 2014 also amended the Articles of Association to state that, as long as the Republic of Austria directly or indirectly holds at least 25% plus one share of the share capital of the company, resolutions on capital increases and the issue of instruments containing a conversion right or a conversion obligation for shares of the company and amendments to the provisions of the Articles of Association relating to capital increases and such instruments shall require a majority of at least three quarters of the share capital represented at the vote on the respective resolution.

ÖBAG and América Móvil B.V. have agreed that at least 24% of the shares of the company should be held in free float while the shareholders' agreement is in place. This minimum free float requirement is based on ÖBAG's maximum equity interest of 25% plus one share. If ÖBAG holds an equity interest in the company of more than 25% plus one share, the minimum free float requirement is reduced accordingly so that América Móvil can retain an equity interest in the company of 51%. If the number of shares in free float falls below the minimum while the shareholders' agreement is in place, (i) América Móvil B.V. undertakes to sell shares within the next 24 months and (ii) América Móvil undertakes to ensure that neither it nor its subsidiaries purchase any additional shares until the minimum free float requirement is restored.

As long as ÖBAG holds 25% plus one share or more of the share capital of Telekom Austria Aktiengesellschaft, ÖBAG shall have the following rights of codetermination in accordance with the voting rights agreement: the right to veto capital increases of Telekom Austria Aktiengesellschaft and its subsidiaries, the issue of certain convertible instruments, the appointment of the auditor of the financial statements, the conclusion of related party transactions, the relocation of the registered office of the company and material business functions, including research and development, the disposal of the company's core business, and changes to the name of Telekom Austria Aktiengesellschaft and the brands of Telekom Austria Aktiengesellschaft, among other things. ÖBAG shall also be granted the blocking minority rights accruing by law to a minority shareholder with an equity interest of 25% plus one share. ÖBAG's veto rights in connection with capital increases and the issue of certain convertible instruments are also set out in the Articles of Association of the company. If ÖBAG's equity interest falls below 20% but remains above 10%, ÖBAG shall retain certain veto rights. The voting rights agreement shall expire automatically if the equity interest held by one of the parties falls below 10%.

<sup>13)</sup> Information on the takeover offer (May 9, 2014): <https://www.a1.group/de/ir/12474>  
Information on the capital increase as at November 7, 2014: <https://www.a1.group/de/ir/14887>

## Risk and opportunity management Risks in connection with the COVID-19 pandemic

### Principles and methods

As one of the leading telecommunications companies in Austria as well as Central and Eastern Europe, the A1 Telekom Austria Group is exposed to a wide range of risks and changes in market circumstances. The A1 Telekom Austria Group's risk management system analyses risk areas systematically, assesses the potential impact, improves existing risk avoidance and risk elimination measures, and reports on the status and developments in the Supervisory Board. In the process, the A1 Telekom Austria Group relies on close cooperation between Group officers and the local risk officers. The risk management system is composed of five risk categories: (1) risk at macro-economic, competitive and strategic level, (2) non-financial risks, (3) financial risks, (4) technical risks and (5) operational risks.

Enterprise risk management at the A1 Telekom Austria Group begins with the strategic discussions with the Supervisory Board of the A1 Telekom Austria Group. As part of this, the risks of business activities and their relevance for the A1 Telekom Austria Group are presented by the Management Board and mitigating activities as well as planning assumptions are presented and discussed (strategic orientation for the coming business plan period, prioritization and action plan for the realization of opportunities).

The business plan then describes the expectations and business success (and the necessary costs and investments), including an evaluation of the assumed risk regarding established top-down targets.

One key element of risk management is development of effective measures for risk perception and reduction. These are continuously updated via monthly performance calls (MPC) and leadership meetings involving the extended Management Board, the analysis of critical deviations from the targets adopted and the measures planned, and the initiation of measures by the responsible officers, as well as in other ways. The overall risk situation for each risk category is derived from the sum of the individual risks. In addition to the fixed-line and mobile communications market in Austria, the A1 Telekom Austria Group holds leading positions in six other telecommunications markets abroad. This ensures diversification in terms of both sectors and geographical regions. The risks in the respective markets vary, which is why risk management (and particularly counteracting risks) is the responsibility of the local operational units. Risk management is controlled by the holding company. A multi-year plan is prepared in addition to the regular controlling meetings and strategic meetings. This close integration of business planning and risk management ensures appropriate risk control. The A1 Telekom Austria Group's risk management is monitored by the Audit Committee of the Supervisory Board.

The 2020 financial year was dominated by the COVID-19 pandemic, making it an exceptional year in terms of risk management. Some risks became acute and were monitored using a structured monitoring system. An information and decision-making system was established for COVID-19-related focus topics – employees, liquidity, procurement – in order to enable a rapid response to changes.

Among other things, macroeconomic risks such as changed economic growth expectations and the microeconomic impact of lockdowns were discussed and evaluated. The latter includes the sustained impact on the business models of business customers, changes in employment conditions and the consequences for the labor market, and the accompanying effects in terms of household income and demand.

Positive developments included financial and non-financial opportunities resulting from the lockdowns and the associated home schooling and working from home, which primarily involved the more intensive use of services and the increased consumption of call minutes / data. At the same time, ensuring the safety of employees during the pandemic and enabling working from home and a healthy work-life balance proved to be a significant challenge.

COVID-19-specific financial risks in the first quarter of 2020 related in particular to the potential loss of roaming income and default on the part of business and residential customers. While roaming losses quickly became a reality, government assistance packages in response to COVID-19 meant that the collection risk largely failed to materialize in the 2020 financial year. The expiry of government COVID-19 aid programs and the existing uncertainty regarding further macroeconomic developments in 2021 may potentially have an impact on customers' future payment behavior. On the one hand, these aspects are mitigated by increased and sustained demand for connectivity; any risk beyond this is already sufficiently taken into account in the existing risk provisions.

Technical risks related to handling the significant increase in data volume and ensuring network stability given the difficulty in deploying staff during the lockdown, which extended from the underlying network level through to individual residential or business customers. The most challenging operational risk was supply chain disruption, which could have led to the limited availability of hardware and the associated services. Another risk related to sanctions on suppliers, resulting in a narrower selection in the fourth quarter of 2020. This risk was partially mitigated by establishing business relationships with alternative suppliers and adding new producers, as well as through permanent monitoring.

In the area of compliance, the transition to paperless workflows was accelerated in some markets in order to maintain the principle of dual control for workflow changes and ensure digital documentation. The company's involvement in analyzing the spread of the coronavirus and the associated anonymous movement flow analyses represented a reputational risk even though no personal data was processed.

The most important risk categories and individual risks that could materially influence the net assets, financial position, and results of operations of the A1 Telekom Austria Group are discussed below:

## Risks

### 1. Risks at macroeconomic, competitive, and strategic level

The COVID-19 pandemic led to the increased sensitivity analysis of the affected areas in the 2020 financial year – including the sensitivity analysis of growth and churn reduction and revenue development in particular – and the inclusion of these parameters in risk planning and assessment.

**Macroeconomic risks** arise as a result of development of the economic situation in the A1 Telekom Austria Group's markets and causal effects (e. g. rising inflation has an effect on exchange rates), while economic policy conflicts (e. g. punitive tariffs and suspension of deliveries) can have direct or indirect consequences for the A1 Telekom Austria Group's business model. While macroeconomic developments can be forecasted and evaluated, trade policy decisions are difficult to predict. In this respect, a diverse supplier landscape and a multi-vendor strategy can help to mitigate any bottlenecks in the medium term.

A high degree of **competitive intensity** in the A1 Telekom Austria Group's markets is leading to price reductions in both mobile communications and data traffic. There is a risk that traffic volume growth will be insufficient to compensate for these price declines. This development is offset by the annual increase in demand for our services, which also constitutes a potential opportunity for growth. Changes in consumer behaviour are also an important aspect of risk management as well as strategic pricing and product design.

In recent years, there has been increased competition when it comes to the provision of infrastructure by open access network (OAN) providers. This trend could intensify further as additional participants enter the market. Increased competition due to over-the-top players (OTTs) and mobile virtual network operators (MVNOs) also remains a risk factor. OTTs and MVNOs can offer their services without a dedicated infrastructure and the considerable investments involved, thereby allowing them to move rapidly on the market. As described below, this also involves opportunities for the A1 Telekom Austria Group itself, e. g. by participating in growth areas through partnerships.

### New growth areas

The telecommunications sector is facing the challenge of being able to offer new services and products at increasingly faster rates. Cloud services, over-the-top services, and machine-to-machine communication are just a few examples of new business areas whose growth potential the A1 Telekom Austria Group is seeking to leverage. However, shorter innovation cycles are also associated with innovation risks. The biggest challenges lie in scaling our services as well as differences in the levels of maturity and demand in our markets. Within the América Móvil Group, the A1 Telekom Austria Group is involved in the discussion on innovations.

The COVID-19 pandemic has hugely accelerated the development of digital work, giving the A1 Telekom Austria Group the opportunity to increasingly sell digital services in addition to connectivity. However, the pandemic led to reduced investment activity in some industries in the 2020 financial year due to significantly heightened planning uncertainty, although the net financial impact of this is only minor.

### Regulatory risks

Telecommunications services offered by a provider with significant market power are subject to extensive network access and price regulations. In Austria, the A1 Telekom Austria Group is classified as this kind of provider in several sub-markets. Regulation at the wholesale level restricts operational flexibility with regard to products and tariffs. There is also an obligation to provide access to infrastructure and fixed-line services to alternative providers. The foreign subsidiaries are also subject to regulatory frameworks. Additional regulatory decisions, such as further reductions in mobile and fixed-line termination rates as a result of the new EU legal framework (European Electronic Communications Code), will negatively affect the A1 Telekom Austria Group's earnings development.

### Net neutrality

Although the Body of European Regulators (BEREC) has issued guiding principles on net neutrality in order to specify how the net neutrality regulation should be applied in more detail, the topic of net neutrality is still open to interpretation and legal uncertainty, meaning that harmonized, uniform implementation within the EU is not guaranteed. As such, the extent of the regulation's effects cannot be predicted in full and may vary between member states. In turn, this gives rise to legal and regulatory uncertainty as well as financial uncertainty.

### Budget and business plan risks

The final business plan includes an evaluation of the planning assumptions and the impact of the external environment. The COVID-19 pandemic led to budget risks in the area of revenue in particular. Roaming revenue was heavily impacted by the fact that customers travelled less. The reduction in market dynamism, which was reflected in a lower level of new customers and a lower churn rate, actually had a positive financial impact in the short term. The economic consequences for companies

and households, which were partially offset by government intervention in the 2020 financial year, represent a considerable risk factor for 2021 and subsequent years that will affect risk management and the activities planned. Opportunities include increased demand for data among private customers and for VPN connections and collaboration platforms among business customers, which will remain in place as working from home establishes itself further.

## 2. Non-financial risks

Environmental, social, and governance-related (ESG) risks are an additional category of enterprise risk management (ERM) aimed at meeting the corresponding legal requirements of the Austrian Sustainability and Diversity Improvement Act (NaDiVeG). We address relevant topics arising from the materiality analysis (environment, data security, and digitalization) as well as measures in connection with our corporate social responsibility in terms of risk potential and prevention.

### Digitalization

While increasing digitalization generates considerable convenience and efficiency in private life and in business, the growing use of digital platforms and services and the resulting increased use of handsets, tablets, and laptops also pose challenges. Growing cybercrime, from cyberbullying to fraud, is a particular problem here. As part of its social responsibility, the A1 Telekom Austria Group therefore also offers training on using the Internet safely, as well as information for at-risk groups. It also offers security products and cyber risk assessments for companies. Social impacts, such as potential isolation or the health impact of excess screen time, are addressed through the provision of information and products aimed at controlling Internet consumption. While the A1 Telekom Austria Group addresses the public with information and training on the correct handling of new media, e. g. through in-person training, online information, folders and flyers, the state and society are also called upon to ensure a consistently healthy approach to digitization.

The 2020 financial year saw rapid growth in digitalization in the workplace and in education, thereby driving the development and use of services. While A1 is actively shaping this process with innovations for education – like the “SchoolFox” communication app for students, parents and teachers – proven activities in the area of traditional in-person training and education were hard hit by COVID-19. As a result, it was necessary to switch the existing education and training program for helping at-risk groups to use new media safely from traditional group training to virtual formats.

### Electromagnetic fields (EMF) and health risks

Electromagnetic fields are another risk factor relating to service provision, particularly in terms of public perception and how this is shaped by manipulative reporting. It goes without saying that the terminals and transmitters used by the A1 Telekom Austria Group in its business activities meet all of

the applicable standards and regulations. Irrespective of this, informing the public and ensuring a scientific discourse is one of the priorities of the teams in the countries of the A1 Telekom Austria Group. Measurements by neutral institutions (e. g. universities) allow an objective view of the topic.

Health risks increased in 2020 as a result of the COVID-19 pandemic. We are taking every effort to protect our sales and service staff during the pandemic. In particular, we safeguard the health of all employees and customers to the greatest possible extent by providing work wear and protective clothing for employees and introducing rules of conduct for the workplace.

### Environmental risks

Climate change can give rise to risks for the A1 Telekom Austria Group’s network infrastructure (ranging from rising average temperatures and high rainfall levels through to flooding, mudslides, etc.). The A1 Telekom Austria Group is actively committed to climate protection and continuously observes developments in this area in order to ensure that it can initiate measures to protect its infrastructure facilities as necessary. The impact of this risk category on the Group’s finances and the customer experience has been limited in recent years.

## 3. Financial risks

The A1 Telekom Austria Group is exposed to liquidity, credit, foreign currency exchange rate, transfer, and interest rate risks. Tax risks are also included in the risk assessment and given a more pronounced focus in terms of the measures taken.

*Exchange rate risk* in Belarus and, to a small extent, in Croatia had a negative effect on the cash flow of the A1 Telekom Austria Group in the 2020 financial year. Liquidity risk was mitigated through constant monitoring and a temporary reduction in investment activity. The current interest rate level and the conditions achieved as a result had a positive impact on earnings. In terms of tax risks, additional steps are taken to avoid possible tax risks (inadequate interpretation due to unclear regulations, lack of tax payments, and excessive tax payments). An additional risk mitigation measure was introduced in the form of a new process that continuously integrates external expert opinions.

Thanks to stable performance, the topic of billing and receivables management was removed from the opportunity and risk focus during the most recent update. As a result of the COVID-19 pandemic, the focus shifted to collection and this topic was re-added to opportunity and risk management at short notice. Like many companies, the A1 Telekom Austria Group prioritized securing its cash flow in the 2020 financial year, and this will remain a focal point with accompanying reporting and corresponding measures.

#### 4. Technical risks

##### Technology resilience (network)

The infrastructural and system landscape that has grown and evolved over the years represents a permanent challenge for the technical departments. Networks have been and continue to be subject to a high degree of standardization and virtualization. Network functions are running less and less on proprietary infrastructure and are being performed by software instead. Disruptions and outages are prevented in particular through virtualization and the exchange of legacy infrastructure.

##### IT transformation

Modernizing and reducing complexity in the area of BSS (business support systems) and OSS (operations support systems) is a long-term challenge. This is mitigated by an overlaid integration of platforms that reduce the pressure to modernize somewhat, while still ensuring openness to new services and partners. The associated risks are analyzed in the areas of IT security, flexibility of service provision and the related medium-term costs.

##### Operating risks

Maintaining availability and a high level of reliability of the services and products offered is a key element of operational risk management, as different threats such as natural disasters, major technical disruptions, third-party construction work, hidden faults, or criminal activities can all impair their quality. Long-term planning takes technological developments into account. The redundancy of critical components ensures failure safety, while efficient organizational structures for operations and security serve to safeguard high quality standards. Furthermore, a separate Group guideline ensures uniform methods for the recognition and management of the most important risks. The ongoing identification and assessment of risks flows into the decision-making as to whether measures are taken to minimize the risk or whether the potential risk is borne by the A1 Telekom Austria Group. Whenever a major disruption occurs, causes are clarified and it is determined how a recurrence can be avoided. A central approach to insurance against physical damage also helps to minimize the financial effects.

##### Cyber risks and data security

The A1 Telekom Austria Group places great emphasis on the implementation of cyber security standards. These are covered by a series of internal guidelines and procedures that are controlled, implemented, and monitored for effectiveness in critical situations by means of defined responsibilities. Prevention of possible risks is the primary focus with regard to critical and important network elements as well as business and operational support systems (BSS & OSS). The A1 Telekom Austria Group applies international IT standards for security techniques (ISO 27001) as a basis and has defined uniform and

state-of-the-art security information standards and security information policies.

Essential elements in managing cyber risks include continuous assessments and software updates to the infrastructure to be protected, as well as employee training. The A1 Telekom Austria Security Committee is made up of highly qualified security experts from all countries in which the A1 Telekom Austria Group operates. It regularly exchanges information about the latest local, regional, and global cyber risks and cyber attacks. This working group also discusses and coordinates cross-country protection measures in critical situations.

#### 5. Operational risks

##### Compliance risks

The annual compliance risk assessment process – which is an essential element of the A1 Telekom Austria Group's compliance management system – identifies relevant compliance risks on the basis of structured management interviews and workshops and defines risk-minimizing measures. The A1 Telekom Austria Group focuses on prevention by means of training and the uncompromising application of internal and external guidelines, such as capital market compliance and a focus on compliance at management level (tone at the top). The compliance management system (CMS) is also regularly reviewed both internally and externally.

Data protection risks are a relevant subset of compliance risks. The products and services of the A1 Telekom Austria Group are subject to data protection and data security risks, particularly in connection with unauthorized access to customer, partner, or employee data. Violations of the EU General Data Protection Regulation (GDPR), which has been in force since May 25, 2018, may result in considerable legal and financial risks. To minimize potential risk, the EU General Data Protection Regulation has been implemented in interdisciplinary projects within the A1 Telekom Austria Group since early 2016. Technical and organizational measures have also been implemented on the basis of risk assessments. All A1 Telekom Austria Group companies undertake to comply with the most stringent data protection and data security standards.

##### Legal risks

The A1 Telekom Austria Group and its subsidiaries are party to a number of legal proceedings both in and out of court with public authorities, competitors, and other parties. Dialog with the stakeholders involved and an ongoing exchange of information on controversial issues that could pose a threat to the company enable the Group to identify problems at an early stage and develop measures to counteract them in a targeted manner as necessary.

Monitoring of legal risks assesses potential cash outflows from legal proceedings; this position is updated quarterly and is based on the ongoing assessment of the success of the proceedings.

#### **Risks of slow or no digital transformation**

The A1 Telekom Austria Group counters personnel-related risks in various ways. For example, young talent is recruited as part of the "1A Career" program, which focuses on graduates, students, and apprentices and ensures diversity within the company. The risk of losing key employees is counteracted by means of forward-looking skill management, succession planning, and Group-wide talent management. The in-house eCampus development platform supports employees in developing their skills and abilities and serves as a platform for the Group-wide transfer of expertise. A central e-learning platform provides training at any time and any place throughout the Group. In addition to business plan-oriented cost planning, human resources planning includes measures aimed at encouraging employee mobility.

The management of personnel risks expanded its focus to include the challenge of developing digital competencies in all departments. These digital competencies are a key pillar of any future-oriented company and allow the optimization of human resources by means of a digital redesign of sales, service, and monitoring processes. These developments are also essential in order for a company to succeed in new markets and with digitalized business models. This process is being initiated via the integration of start-ups, broad-based development measures, and the development of key employees in the field of digitalization at the A1 Telekom Austria Group and will be further expanded in the coming years.

The 2020 financial year was a catalyst for digital work in many areas. When it comes to digitalizing business activities, newly acquired competencies can be harnessed in order to leverage numerous growth opportunities in areas such as e-commerce.

#### **Structural development**

In 1996, civil servants of the Republic of Austria were allocated to Telekom Austria Aktiengesellschaft until their retirement in accordance with the Austrian Postal Services Structure Act (Poststrukturgesetz). Transfers within and outside the A1 Telekom Austria Group are limited. Civil servants are employed in accordance with public law. The framework associated with their employment status is based on provisions under public law, particularly the Austrian Public Sector Employment Act of 1979 (Beamten-Dienstrechtsgesetz 1979).

Civil servants cannot be laid off, meaning that their employment contract cannot be unilaterally terminated if the need for their employment no longer exists. In the event of a breach

of duty, performance deficiencies, or a permanent incapacity to work, formal and complex administrative procedures are necessary. Due to their salary structure, civil servants normally move to the next remuneration level every two years.

Around 38% of employees in the Austria segment have civil servant status. To address the structure of employee costs, the Austria segment has developed several social plans in cooperation with employee representatives. Civil servants are also encouraged to take part in internal mobility initiatives within the context of integrated skill management.

#### **Public image**

Public image risks arise in the normal course of business (along the customer lifecycle) and in connection with social discourse and thematization via opinion leaders. A standard procedure in this area is not enough. The absolute prerequisites for preventing negative effects are uncompromisingly professional communication and corresponding expertise, combined with uniform standards with regard to digital communication channels.

#### **Internal control system for financial reporting**

Telekom Austria Aktiengesellschaft has an internal control system (ICS) for the financial reporting process as required by law. The ICS is intended to provide reasonable assurance regarding the reliability, completeness and accuracy of external financial reporting in compliance with international and national accounting standards. Regular internal reporting to management and the review of the ICS by the Internal Audit department also ensure that vulnerabilities are identified promptly or at an early stage and communicated and eliminated accordingly. The most important content and principles apply to all A1 Telekom Austria Group subsidiaries. The effectiveness of this system is reviewed, analyzed and assessed at regular intervals. At the end of each year, the Group's management carries out an assessment of the ICS for relevant companies with the involvement of the respective business units. Based on the findings of this assessment and the defined criteria, Management has determined that the internal control system regarding financial reporting was effective as of December 31, 2020.

The listing of the ultimate parent, América Móvil, on the New York Stock Exchange (NYSE) required the implementation of the U.S. Sarbanes-Oxley Act (SOX). The internal control system was adjusted and amended to reflect this standard in the 2015 financial year.

#### **Research and development**

In the reporting period, no research and development projects were carried out on a scale that is material for the A1 Telekom Austria Group.



**Outlook**

The operational and financial development of the A1 Telekom Austria Group was largely impacted by the COVID-19 pandemic in the fiscal year 2020. Under these circumstances, the financial figures for the reporting year reflect the resilience of the business model and the positive effects of the countermeasures taken by the management.

The Group's revenues remained virtually stable (-0.3%) and it achieved a slight increase in EBITDA of 1.0%. Despite the substantial loss of roaming revenues and negative FX effects, there was a stable trend in service revenues both in the mobile and the fixed-line segment.

There are signs that the overall economic situation will recover in fiscal 2021, which should exert a positive effect on results. After severe slumps in GDP growth rates in 2020, a recovery is forecasted in 2021 (for details see above under "General economic environment"). The rising availability of vaccinations from the start of the year should ease the situation. Nonetheless, it should be noted that the recovery could be delayed, partly on account of mutations of the COVID-19 virus that emerged at the end of 2020.

Despite the lockdown measures still in place on all markets at the start of the fiscal year, the Group is projecting a partial recovery in roaming revenues for 2021, though it is assumed that travel activity will still be limited.

The market developments in 2020 are likely to largely resume in fiscal 2021. Developments in Austria will continue to be dominated by convergent offers and intense competition on the mobile market. Following the 5G auction in the fall of 2020 and the advancing expansion of the new mobile generation, attention in the high-value customer segment is shifting to the 5G product portfolio. In the CEE countries as well, like last year,

the focus is on the high-value customer segment, and management again expects strong demand for mobile broadband solutions. In 2021, the Group's fixed-line business should again benefit from demand for higher bandwidths, the rising significance of TV content and fast-growing solutions and connectivity business.

In this business environment, the management of A1 Telekom Austria Group is committed to its growth strategy. The focus here is on growth in the core business, leveraging earnings and efficiency potential from platform solutions and selective growth through acquisitions. As in previous years, results are expected to be supported by ongoing measures to continuously enhance operating efficiency.

Vienna, February 8, 2021  
The Management Board

Thomas Arnoldner, CEO  
Telekom Austria AG

Alejandro Plater, COO  
Telekom Austria AG

Siegfried Mayrhofer, CFO  
Telekom Austria AG

# Auditor's Report <sup>1)</sup>

## Report on the Financial Statements

### Audit Opinion

We have audited the financial statements of **Telekom Austria Aktiengesellschaft, Vienna**. These financial statements comprise the balance sheet as of December 31, 2020, the income statement for the fiscal year then ended and the notes.

Based on our audit the accompanying financial statements were prepared in accordance with the legal regulations and present fairly, in all material respects, the assets and the financial position of the Company as of December 31, 2020 and its financial performance for the year then ended in accordance with Austrian Generally Accepted Accounting Principles.

## Basis for Opinion

We conducted our audit in accordance with the regulation (EU) no. 537/2014 (in the following "EU regulation") and in accordance with Austrian Standards on Auditing. Those standards require that we comply with International Standards on Auditing (ISA). Our responsibilities under those regulations and standards are further described in the "Auditor's Responsibilities for the Audit of the Financial Statements" section of our report. We are independent of the Company in accordance with the Austrian General Accepted Accounting Principles and professional requirements and we have fulfilled our other ethical responsibilities in accordance with these requirements. We believe that the audit evidence we have obtained until the date of this auditor's report is sufficient and appropriate to provide a basis for our opinion by this date.

## Key Audit Matters

Key audit matters are those matters that, in our professional judgment, were of most significance in our audit of the financial statements of the fiscal year. These matters were addressed in the context of our audit of the financial statements as a whole, and in forming our opinion thereon, and we do not provide a separate opinion on these matters.

We considered the following matter as key audit matter for our audit:

## Valuation of investments

### Description

Telekom Austria Aktiengesellschaft shows significant investments in subsidiaries (mEUR 7,880.1) in its single financial statements as of December 31, 2020 according to Austrian GAAP and recorded impairments (mEUR 270.1) as well as reversals of impairments (mEUR 76.1) in the 2020 income statement.

Telekom Austria Aktiengesellschaft's disclosures related to investment in subsidiaries as well as the corresponding reversal of impairments are included in Note 1.2 (Long-term Assets), Note 2.1 (Long-term Assets), Note 3.6 (Income from the Reversal of Impairment Losses on Long-Term Financial Assets) as well as Note 3.7 (Expenses for Long-Term Financial Assets).

We considered the valuation of investments as a key audit matter as the related asset amounts are significant and the assessment process itself is complex and requires judgment. The impairment tests include assumptions that are affected by future market and economic conditions. We refer among others in general to the continuing uncertainty relating to the COVID-19 pandemic as well as in particular to the political development in Belarus, where Telekom Austria AG shows significant investments in subsidiaries.

### How our audit addressed the matter

Our audit procedures included, among others, the following:

We assessed the design and implementation of the controls over the impairment process.

With the assistance of EY valuations specialists, we challenged the main assumptions in management's valuation models (including forecasted revenues, EBITDA margins, capital expenditure and changes in working capital as well as discount rates and growth rates). We considered potential impacts due to the COVID-19 pandemic. Moreover we analyzed possible risks in the context of the political development in Belarus during the assessment of the future development included in the business plans to determine the appropriateness of the projections. Furthermore, we reconciled the key assumptions to the plans submitted to the audit committee and tested the mathematical accuracy of the models.

We also evaluated the adequacy of disclosures made regarding impairment.

## Other Information

The legal representatives are responsible for the other information. The other information comprises the information included in the annual financial report, but does not include the financial statements, the management report and the auditor's report thereon.

We received the consolidated non-financial report and the consolidated Corporate Governance Report until the date of this audit opinion; the rest of the annual financial report is estimated to be provided to us after the date of the auditor's report.

Our opinion on the financial statements does not cover the other information and we do not express any form of assurance conclusion thereon.

In connection with our audit of the financial statements, our responsibility is to read the other information and, in doing so, to consider whether the other information is materially inconsistent with the financial statements or our knowledge obtained in the audit, or otherwise appears to be materially misstated.

If, based on the work we have performed, we conclude that there is a material misstatement of this other information, we are required to report that fact. We have nothing to report in this regard.

## Responsibilities of Management and of the Audit Committee for the Financial Statements

Management is responsible for the preparation of the financial statements in accordance with Austrian Generally Accepted Accounting Principles, for them to present a true and fair view of the assets, the financial position and the financial performance of the Company and for such internal controls as management determines are necessary to enable the preparation of consolidated financial statements that are free from material misstatement, whether due to fraud or error.

In preparing the financial statements, management is responsible for assessing the Company's ability to continue as a going concern, disclosing, as applicable, matters related to going concern and using the going concern basis of accounting unless management either intends to liquidate the Company or to cease operations, or has no realistic alternative but to do so.

The Audit Committee is responsible for overseeing the Company's financial reporting process.

## Auditor's Responsibilities for the Audit of the Financial Statements

Our objectives are to obtain reasonable assurance about whether the financial statements as a whole are free from material misstatement, whether due to fraud or error, and to issue an auditor's report that includes our opinion. Reasonable assurance is a high level of assurance, but is not a guarantee that an audit conducted in accordance with the EU regulation and in accordance with Austrian Standards on Auditing, which require the application of ISA, always detect a material misstatement when it exists. Misstatements can arise from fraud or error and are considered material if, individually or in the aggregate, they could reasonably be expected to influence the economic decisions of users taken on the basis of these financial statements.

As part of an audit in accordance with the EU regulation and in accordance with Austrian Standards on Auditing, which require the application of ISA, we exercise professional judgment and maintain professional scepticism throughout the audit.

We also:

- ▶ identify and assess the risks of material misstatement of the financial statements, whether due to fraud or error, design and perform audit procedures responsive to those risks, and obtain audit evidence that is sufficient and appropriate to provide a basis for our opinion. The risk of not detecting a material misstatement resulting from fraud is higher than for one resulting from error, as fraud may involve collusion, forgery, intentional omissions, misrepresentations, or the override of internal control.
- ▶ obtain an understanding of internal control relevant to the audit in order to design audit procedures that are appropriate in the circumstances, but not for the purpose of expressing an opinion on the effectiveness of the Company's internal control.
- ▶ evaluate the appropriateness of accounting policies used and the reasonableness of accounting estimates and related disclosures made by management.
- ▶ conclude on the appropriateness of management's use of the going concern basis of accounting and, based on the audit evidence obtained, whether a material uncertainty exists related to events or conditions that may cast significant doubt on the Company's ability to continue as a going

concern. If we conclude that a material uncertainty exists, we are required to draw attention in our auditor's report to the related disclosures in the financial statements or, if such disclosures are inadequate, to modify our opinion. Our conclusions are based on the audit evidence obtained up to the date of our auditor's report. However, future events or conditions may cause the Company to cease to continue as a going concern.

- ▶ evaluate the overall presentation, structure and content of the financial statements, including the disclosures, and whether the financial statements represent the underlying transactions and events in a manner that achieves fair presentation.

We communicate with the Audit Committee regarding, among other matters, the planned scope and timing of the audit and significant audit findings, including any significant deficiencies in internal control that we identify during our audit.

We also provide the Audit Committee with a statement that we have complied with relevant ethical requirements regarding independence, and to communicate with them all relationships and other matters that may reasonably be thought to bear on our independence, and where applicable, related safeguards.

From the matters communicated with the Audit Committee, we determine those matters that were of most significance in the audit of the financial statements of the current period and are therefore the key audit matters. We describe these matters in our auditor's report unless law or regulation precludes public disclosure about the matter or when, in extremely rare circumstances, we determine that a matter should not be communicated in our report because the adverse consequences of doing so would reasonably be expected to outweigh the public interest benefits of such communication.

## Report on Other Legal and Regulatory Requirements

### Comments on the Management Report

Pursuant to Austrian Generally Accepted Accounting Principles, the management report is to be audited as to whether it is consistent with the financial statements and as to whether the management report was prepared in accordance with the applicable legal regulations.

Management is responsible for the preparation of the management report in accordance with Austrian Generally Accepted Accounting Principles.

We conducted our audit in accordance with Austrian Standards on Auditing for the audit of the management report.

#### Opinion

In our opinion, the management report for the Company was prepared in accordance with the valid legal requirements, comprising the details in accordance with Section 243a Austrian Company Code UGB, and is consistent with the financial statements.

#### Statement

Based on the findings during the audit of the financial statements and due to the thus obtained understanding concerning the Company and its circumstances no material misstatements in the management report came to our attention.

### Additional information in accordance with Article 10 EU regulation

We were elected as auditor by the ordinary general meeting at September 24, 2020. We were appointed by the Supervisory Board on October 22, 2020. We are auditors without cease since 2015.

We confirm that the audit opinion in the Section "Report on the financial statements" is consistent with the additional report to the audit committee referred to in Article 11 of the EU regulation.

We declare that no prohibited non-audit services (article 5 par. 1 of the EU regulation) were provided by us and that we remained independent of the audited company in conducting the audit.

### Responsible Austrian Certified Public Accountant

The engagement partner is Mr. Erich Lehner, Certified Public Accountant.

Vienna, February 8, 2021

Ernst & Young  
Wirtschaftsprüfungsgesellschaft m.b.H.

Mag. Erich Lehner mp  
Wirtschaftsprüfer

ppa Mag. Marion Raninger mp  
Wirtschaftsprüferin

1) This report is a translation of the original report in German, which is solely valid.

# Declaration of the Management Board

We confirm to the best of our knowledge that the separate financial statements prepared according to the applicable accounting standards give a true and fair view of the assets, liabilities, financial position and profit or loss of the company and that the management report describes the development and performance of the business and the position of the company in a way that it gives a true and fair view of the assets, liabilities, financial position and profit or loss of the company and the management report describes the principal risks and uncertainties of the company.

The Management Board



Thomas Arnoldner, CEO  
Telekom Austria AG



Alejandro Plater, COO  
Telekom Austria AG



Siegfried Mayrhofer, CFO  
Telekom Austria AG

# Consolidated non-financial report

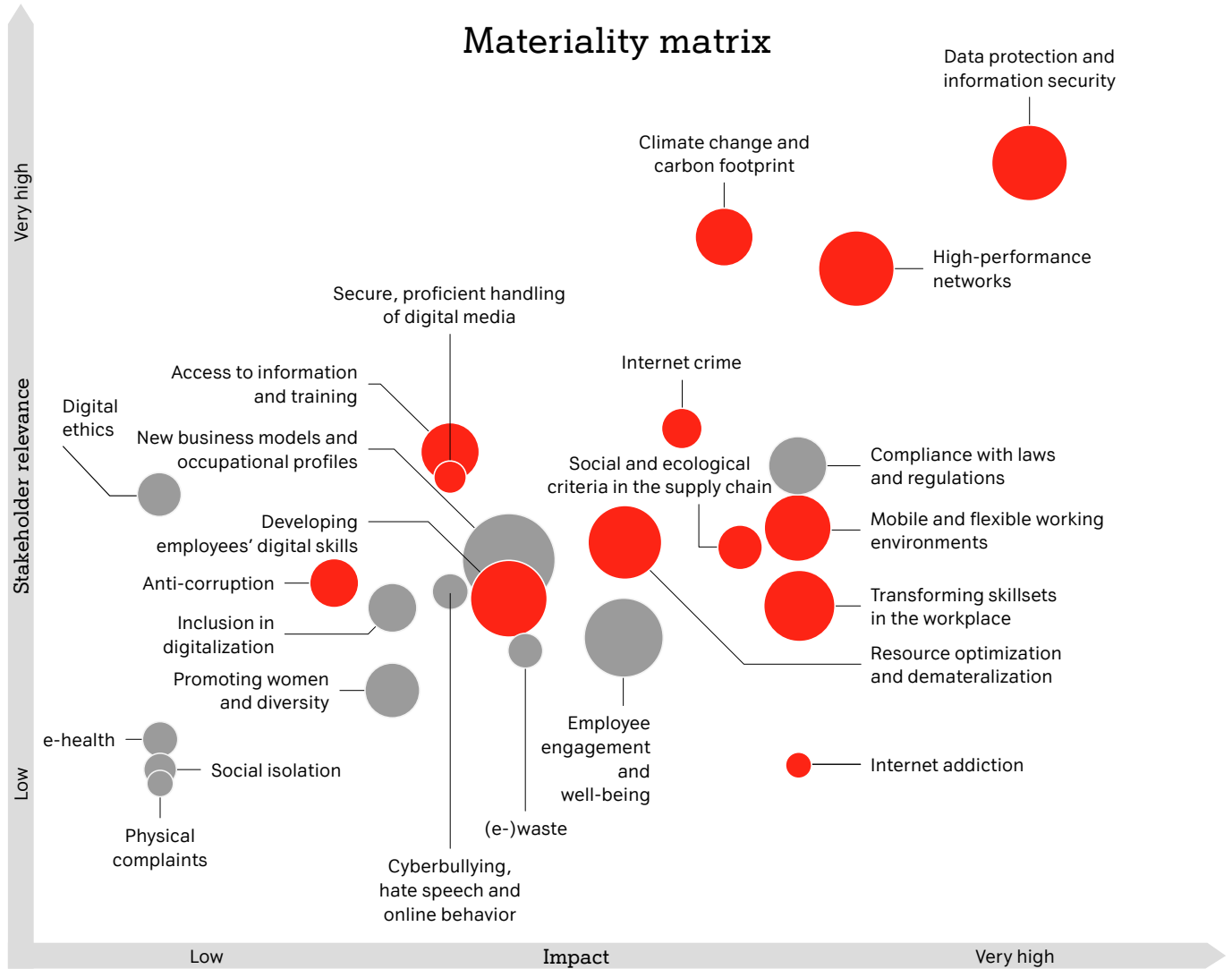
## Consolidated non-financial report<sup>1)</sup> of Telekom Austria Aktiengesellschaft in accordance with section 267a of the Austrian Company Code (UGB) on environmental, social and employee matters, human rights and combating corruption and bribery

Telekom Austria AG, listed on the Vienna Stock Exchange, is a leading provider of digital services and communications solutions in Central and Eastern Europe with around 25 million customers in seven countries: Austria, Bulgaria, Croatia, Slovenia, Belarus, North Macedonia (A1) and Serbia (Vip mobile). Via its affiliated company A1 Digital International GmbH (hereinafter referred to as A1 Digital), Telekom Austria AG offers digital solutions in its core markets as well as in Germany and Switzerland. The scope of the consolidation according to the Group Management Report and the Consolidated Financial Statements for 2020 was referenced for the non-financial reporting. See the Group Management Report 2020 and Consolidated Financial Statements for information on business operations and the companies included in consolidation.

Telekom Austria AG and its affiliated companies, hereinafter referred to as the A1 Telekom Austria Group, strive to increase enterprise value in a sustainable manner, while taking into account all relevant economic, ecological and social aspects. This goal is supported by the Group's commitment to the Austrian Corporate Governance Code and the application of all the requirements of the internal control system, the Code of Conduct, and the compliance guidelines as well as integrated sustainability management. Compliance with the principles of the UN Global Compact and respect for human rights ensure the development of sustainably oriented strategies and goals with the involvement of all business units and hierarchies.

A materiality analysis was conducted with the help of various interest groups to identify central sustainability issues and their material impact. The materiality analysis is regularly repeated (every two to three years). The topics covered in this report and the focus areas for sustainable development were derived from the results of this materiality analysis.

1) The German text of the signed statement, which refers to the German Version of the Report, is the only binding one. The English translation is not binding and shall not be used for the interpretation.



Red points represent the topics relevant to the A1 Telekom Austria Group, on which is reported in the course of the non-financial report. The size of the points shows their relevance to the business of the A1 Telekom Austria Group. A topic's materiality is based on its impact on the environment, society and the economy, and on how relevant it is to the A1 Telekom Austria Group's stakeholders. Thus, the topics most important to the A1 Telekom Austria Group are those that have the biggest impact and those that are most relevant to stakeholders. As an additional dimension, the topics were assessed with regard to their business relevance for the A1 Telekom Austria Group. This allows an integrated perspective that takes into account the topics' sustainability context and their economical significance for the company.

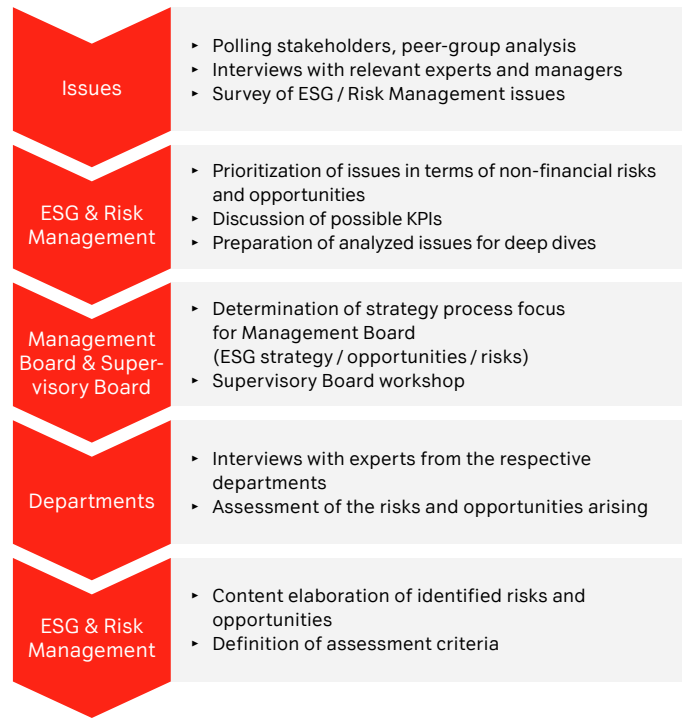


# 1. Information on the issues derived for the A1 Telekom Austria Group from the 2019 materiality analysis

In order to identify the relevant topics, a topic research with respect to potential impacts and risks in terms of environmental, social, and employee matters was undertaken. The topics from the 2017 materiality analysis were also considered and an industry analysis was performed. These topics were analyzed in multiple rounds of internal consultation and subsequently condensed into 24 relevant topics that were assessed by internal and external stakeholders in an online survey. The stakeholders invited by the A1 Telekom Austria Group to participate in the online survey included customers, suppliers, media, politicians and special interest groups, representatives of the research, education and business communities, associations and NGOs, and employees. To evaluate the impacts, a workshop was conducted with selected internal and external experts. In order to assess business relevance, the management of A1 Telekom Austria Group was involved by means of an online survey. All in all, more than 900 stakeholders and managers of the A1 Telekom Austria Group participated in the 2019 materiality analysis.

The topics prioritized in advance were allocated to the Austrian Sustainability and Diversity Improvement Act (NaDiVeG) areas of social matters, employee matters, environmental matters, respect for human rights, combating corruption and bribery as well as an additional matter, business operations. The two topics with the highest score for each area were considered to be material for the purposes of non-financial reporting. Due to overlap between the respective content, the topics of cyber-crime, access to information and education, internet addiction, and safe and skilled interaction with digital media have been combined to form a single topic cluster that is discussed jointly under social matters. On account of their compatibility, the topics of employee digital skills development and the skill shift on the employment market have been combined and are discussed jointly under employee matters. Information on diversity is also reported under employee matters. Under the method used, the topic of compliance with laws and regulations was not identified as material, though the A1 Telekom Austria Group nonetheless regards it a basic requirement.

## Identification of risks – procedural perspective



## Risks and chances – identification mitigation and assessment

Initial non-financial risks and opportunities were prepared on the basis of a materiality analysis – derived from an assessment of internal and external peers. The risk assessment for business activities as regards the issues concerned was developed further in an internal discussion between Risk Management, the ESG team and the experts in charge within the company. The annual strategy discussion between the Supervisory Board and the Management Board also focused on issues of greater concern to the public that require more management attention. Additional issues relating to COVID-19 were added at short notice throughout 2020. Peer-group analysis provides further sources for identification purposes; at the end of the risk and opportunity identification process, Risk Management, ESG and experts produce a list, then analyze, mitigate, and perform a final assessment of risks and opportunities.

Business operation matters	Social matters	Employee matters	Environmental matters	Respect for human rights	Combating corruption and bribery
<ul style="list-style-type: none"> <li>▶ Data protection and information security</li> <li>▶ High performing networks</li> </ul>	<ul style="list-style-type: none"> <li>▶ Internet crime + access to information and training + Internet addiction + secure, proficient handling of digital media</li> </ul>	<ul style="list-style-type: none"> <li>▶ Mobile and flexible working environments</li> <li>▶ Transforming skillsets in the workplace + developing employees' digital skills</li> </ul>	<ul style="list-style-type: none"> <li>▶ Climate change and carbon footprint</li> <li>▶ Resource optimization and dematerialization</li> </ul>	<ul style="list-style-type: none"> <li>▶ Social and ecological criteria in the supply chain</li> </ul>	<ul style="list-style-type: none"> <li>▶ Anti-corruption</li> </ul>

Risks and opportunities assessed with at least a qualitatively high impact are covered in the following report, corresponding activities and mitigation measures have been compiled and presented. The assessment arises from the discussion with the responsible experts and managers within the company.

## 2. Material business operation matters

### Data protection and information security

#### Concept

Compliance with high data protection standards is a fundamental requirement for the A1 Telekom Austria Group and serves to safeguard customers' trust in the Group. All companies of the A1 Telekom Austria Group undertake to comply with stringent data protection standards. They take comprehensive and wide-ranging measures to safeguard the security of customer data.

Various measures and management systems are used to mitigate risks (see Group Management Report 2020) and make the best possible use of opportunities. These range from access policies and user access management to standardized and Group-wide policies (e. g. information security policy) and employee training. The management approaches applied include certifications such as ISO 27001 (in Austria, Bulgaria, Croatia, Belarus, Slovenia and North Macedonia), the security information policy, security information standards and business continuity plans (see also the Group Management Report 2020). In particular, management has approved the A1 Group Data Privacy Governance, which aims at harmonizing the understanding of obligations binding to the operating companies, provides a thorough analysis of local legislation on data governance and establishes the specific requirements of the reliable basis that the A1 Group uses for the lawful and secure processing of personal data. These aim to ensure state-of-the-art data protection and a high security standard in order to avoid negative impacts to the greatest possible extent. The A1 Telekom Austria Group makes continuous adjustments due to extended data protection requirements with the involvement of the data protection officer. In particular, processes for projects and products, and for risk assessment, are adjusted on an ongoing basis.

The management systems are regularly evaluated. For example, ISO certification is carried out annually. Effectiveness is regularly reviewed and monitored on the basis of predefined indicators that are not disclosed for competition reasons. Adjustments are made as necessary throughout the year. A1 in Bulgaria was one of the first companies in the world to implement the new ISO 27701 standard for data protection management and obtained certification in November 2020.

#### Key performance indicator

The A1 Telekom Austria Group continuously promotes training and further education regarding security and data protection. More than around 22,200 e-learning modules on data protection were completed throughout the Group in 2020 (2019: around 22,000).

#### Opportunities and risks

Key risks relating to data security and protection include the unauthorized use of personal data and cyberattacks on IT infrastructure. The A1 Telekom Austria Group sees opportunities in the form of the trust gained among customers and the improvement to its reputation, which can result in a market and competitive advantage.

Mitigating measures include system updates in response to security issues, simulated hacker attacks, simulated phishing attacks and their processing in training and system settings (e. g. two-factor authentication), state-of-the-art encryption of passwords and personal information and privacy by design in reporting systems – the preferred use of pseudonymized or anonymous data. Standard controls and audits are used to continuously monitor the function and effectiveness of these measures. Also, cross-functional projects are likewise constantly working on minimizing risks through policies, process updates and system renewal.

#### Implementation / results 2020

In December 2019, A1's CERT (Computer Emergency Response Team) detected an attack in the internal office system in Austria. A1 immediately informed the data protection authorities and voluntarily notified the incident in adherence with the Network and Information Systems Security Act (NIS Act). A team of internal and external international experts immediately took care of localizing, analyzing and tracking the attacker's activities. The experts did various in-depth analyzes and did not find any evidence that customer data of A1 or third parties had been affected. All passwords across the entire company were reset in the second quarter of 2020, the password requirements for all employees have been tightened and additional security measures were introduced.

### High-performance networks

#### Concept

The age of digital transformation is characterized by steadily rising demand for increased bandwidths and more data. Thanks to innovative digital products and services, connectivity is playing a key role in a growing number of areas of professional and private life. The high-performance, future-proof infrastructure of the A1 Telekom Austria Group proved to be a reliable basis during the coronavirus lockdowns in 2020. The Group also pressed ahead with its network rollout in 2020, although the pace of this development was slowed by the COVID-19 pandemic. Convergence, i. e., the intelligent combination of

mobile and fixed-line, remains a key pillar of the infrastructure strategy and enables efficient and extended regional coverage with increasingly large bandwidths. The fiber rollout is also establishing important foundations for 5G mobile communication and the new services that will use it. 5G, the Internet of Things (IoT) and cloud-based services for the B2B market also require high computing capacities. As a result, data centers are continuing to gain in importance as part of the A1 Telekom Austria Group's infrastructure strategy.

In the area of management systems, the A1 Telekom Austria Group has initiated the development of the future operations support system (future OSS). Systems of this type will increasingly automate the operation of networks and bring more flexibility in the coming years. In addition, the use of established management systems such as ISO 9001 will also continue. Management systems are evaluated regularly. For example, the ISO certifications are evaluated annually and were successfully carried out again in 2020.

### Key performance indicator

Investment (CAPEX) made by the A1 Telekom Austria Group amounted to EUR 651.4 mn in the financial year 2020 (2019: EUR 879.8 mn), with broadband expansion being one of the focus areas.

### Opportunities and risks

The uninterrupted availability of Internet access, products and services is the fundamental requirement for customer satisfaction. The key risks in providing this include the failure of parts / layers of the network due to physical damage (e. g. construction work, natural disasters), technical problems (hardware or software errors) or human error / sabotage.

In terms of opportunities, perfect performance is the key factor for further increasing customer satisfaction. Short latency, high data throughput even under heavy load and thus highly professional network management and fast services / information in the event of problems are required in order to use the networks as an opportunity. Ongoing protection and continuous improvement of the communications infrastructure and supply performance mean a significant quality advantage and thus enhanced image and reputation. Potential market and competitive advantages can be leveraged by seizing this opportunity.

Mitigating measures include network redundancy, certified service and update processes, testing and documentation and a close-knit control system. Carrying out these points ensures product and service delivery without interruption.

### Implementation / results 2020

The unimpaired continuation of business operations and uninterrupted availability of our services were ensured even in the first lockdown when all employees quickly transferred to working

from home. The field service was quick to adapt its working methods and customer interactions in line with COVID-19 pandemic conditions to guarantee safe working practices, to complete customer orders and to satisfy their requirements. In the field of managed services, customers requiring increased bandwidth, remote work capacity (such as virtual private networks (VPN) or resources for desktop virtualization) or security precautions were served within a matter of days.

### Mobile

As the COVID-19 pandemic spread around the world, numerous governments imposed lockdowns in order to curb the virus. Behavioral patterns changed from one day to the next, and developments and empirical data that had held true for many years suddenly no longer applied. Mobile networks in particular were confronted with an increased level of customer demand that put their performance capacity to the test. A1 Telekom Austria Group's networks coped extremely well with the dramatic changes in network traffic in terms of location, services and times of day. In the case of the small number of mobile cells that were overloaded, a rapid response on the part of the network and management teams ensured that there were only isolated network disruptions. In addition, certain core systems were upgraded with new capacity in the space of just a few hours. This underlines the resilience and adaptability of the A1 Telekom Austria Group's networks. In Austria, the data volume transmitted via the 4G network increased by 65% and capacity expansion in voice and data traffic peaked at 25%. As lockdowns were imposed in March, in certain countries in the Group's operational footprint, voice and data traffic increased by up to 200% year-on-year.

Some of the 5G auctions in the countries in which the A1 Telekom Austria Group operates were postponed as a result of the COVID-19 pandemic and are now expected to take place in 2021 and 2022. A1 took part in the multi-band auction for the 700 MHz, 1,500 MHz and 2,100 MHz frequency ranges in the year under review, acquiring spectrum for a total of EUR 65.6 mn. As part of the latest auction, the 2,100 MHz core band was secured and even expanded. Along with its existing leading position in the 800 MHz band and the newly acquired 1,500 MHz band, these frequency resources offer an outstanding basis for future 5G applications and capacity expansions. A1 is thus consolidating its leading position and holds the largest share of the total spectrum at around 38%.

Following the successful acquisition of 3.5-GHz frequencies in 2019, A1 upgraded hundreds of base stations in Austria with the state-of-the-art 5G technology. In January 2020, A1 launched its 5G network in Austria with more than 350 5G base stations. A1 in Croatia is currently conducting a 5G trial. The government and the regulatory authority decided that Osijek would be Croatia's first 5G city. A1 achieved a key milestone in its technological development with the launch of 5G in the 3.6-GHz range in Bulgaria.

**Fixed-line**

In Austria, the fixed-line broadband expansion was driven forward by the accelerated fiber roll-out in the form of FTTC (fiber to the curb), FTTB (fiber to the building) and FTTH (fiber to the home). Fiber is getting ever closer to the customer, and newly developed areas are being connected to fiber. In addition, the capacity of existing copper lines is being increased. A1's fiber infrastructure in Austria was extended to around 60,500 km in total in 2020. A1 began introducing its own fiber to the node (FTTN) and FTTH infrastructure in Slovenia in 2020, achieving optimization in customer service and long-term cost savings.

**3. Material environmental matters**

**Climate change and carbon footprint**

**Concept**

The A1 Telekom Austria Group's energy consumption and the resulting CO<sub>2</sub> emissions represent the Group's biggest impact in terms of climate change. One of the most important environmental measures is to achieve maximum efficiency in this regard and to reduce energy requirements as far as possible. The A1 Telekom Austria Group therefore pursues an approach of enhancing efficiency and stabilizing or reducing energy requirements while simultaneously reducing CO<sub>2</sub> emissions. Depending on the framework conditions, it seeks to ensure that its network design is as ecological as possible - including by using electricity from renewable energies. The A1 Telekom Austria Group has summarized its commitment in a Group-wide environmental policy. Furthermore, in the remuneration policy for members of the Management Board of the company adopted by the Supervisory Board and the Annual General Meeting 2020, it was determined to include ESG targets in remuneration criteria, which have already been taken into account in the 2020 target agreements for Management Board members and for the CEOs of all national companies. The achievement of environmental goals therefore has a direct influence on management remuneration.

The environmental management systems in Austria, Croatia, Slovenia, Serbia and North Macedonia are certified according to ISO 14001. Furthermore, EMAS (eco management and audit scheme) requirements are complied with in Austria and Slovenia. Energy management in Austria is also certified according to ISO 50001. In addition, since 2014, A1 has been the first carbon-neutral network in Austria to be audited and validated annually by TÜV SÜD according to the PAS 2060 international standard. Management systems are evaluated regularly. For example, the ISO certifications are evaluated annually and were successfully carried out again for 2020. Effectiveness is regularly reviewed and monitored on the basis of predefined indicators. Adjustments are made as necessary throughout the year.

**Key performance indicator**

The A1 Telekom Austria Group has set the target to reduce CO<sub>2</sub> emissions to net zero by 2030 by reducing its own carbon footprint and by gradually switching to energy from renewables. The Science Based Targets initiative has confirmed that this target contributes to achieving the Paris Climate Agreement and the 1.5°C target. Activities in 2020 and 2021 will focus on carbon reduction measures such as increasing the share of renewables in electricity and evaluating eco-friendly drive models in the vehicle fleet.

The A1 Telekom Austria Group did not achieve its target of reducing carbon emissions by 25% by 2020 - as against the base year of 2012 - to the desired extent (increase of 13%). Despite significant energy efficiency enhancements, the rise in carbon emissions proved unavoidable due to acquisitions on the one hand and the massive rise in data volumes on the other. The definition of clear responsibilities at every subsidiary of the A1 Telekom Austria Group in 2020 will ensure that targets are pursued more actively and more systematically in the future.

The A1 Telekom Austria Group is aiming to increase its energy efficiency by 80% as against 2019 by 2030. The energy efficiency indicator (electricity required per transferred terabyte) was 0.14 MWh / terabyte in 2020 (2019: 0.18 MWh / terabyte).

<b>Targets for 2030<sup>1)</sup></b>	<b>Status in 2020</b>
Reduction of CO <sub>2</sub> emissions to net zero by reducing our own CO <sub>2</sub> footprint and by gradually making the transition to energy from renewable sources	Increase of 3% in scope 1 and scope 2 (market-based) emissions
Energy efficiency enhancement of 80% <sup>2)</sup>	Improvement of 22%

1) Base year 2019  
 2) Measured as electricity required per transferred terabyte (in MWh / terabyte)

Fuel consumption by the vehicle fleet of the A1 Telekom Austria Group was reduced by 14 % year-on-year as a result of lower travel volumes, in particular on account of the COVID-19 lockdown months. Heating in office buildings – also on account of the COVID-19 pandemic and increased working from home – also declined (fuels for heating down 3 %; district heating down 5 %). By contrast, electricity requirements rose in all countries of the A1 Telekom Austria Group on account of the infrastructure expansion.

Energy demand is not only the A1 Telekom Austria Group’s most significant environmental impact, but also the biggest source of CO<sub>2</sub>. In addition to improving energy efficiency, the use of renewable energies is one of the measures taken to reduce CO<sub>2</sub> emissions. The A1 Telekom Austria Group’s scope 1 emissions include CO<sub>2</sub> emissions from the combustion of fossil fuels for heating and mobility. Scope 2 emissions are emissions arising from energy consumption and district heating.

### Direct and indirect energy (in MWh)

According to the GRI Standard for Sustainability Reports: 302-1, 302-4

2020	Electricity <sup>1)</sup>	Fuels for Heating <sup>2)</sup>	District heating	Fuels <sup>3)</sup>	Total energy consumption
Austria	323,374	14,105	28,454	35,117	401,051
Bulgaria	126,996	95	302	10,061	137,455
Croatia	86,413	499	2,845	5,137	94,894
Belarus	99,010	329	3,039	3,392	105,770
Slovenia	33,814	0	277	1,172	35,264
Serbia	64,619	132	218	2,472	67,442
North Macedonia	32,564	0	0	2,158	34,722
<b>A1 Telekom Austria Group</b>	<b>766,791</b>	<b>15,161</b>	<b>35,137</b>	<b>59,509</b>	<b>876,598</b>

### 2019

Austria	309,466	14,496	29,006	42,798	395,766
Bulgaria	120,578	124	418	10,528	131,648
Croatia	84,534	497	3,437	5,484	93,952
Belarus	91,966	375	3,768	4,074	100,183
Slovenia	32,253	0	289	1,489	34,031
Serbia	62,739	143	219	2,932	66,034
North Macedonia	31,477	0	0	2,255	33,731
<b>A1 Telekom Austria Group</b>	<b>733,013</b>	<b>15,635</b>	<b>37,138</b>	<b>69,559</b>	<b>855,346</b>

### Change (in %)

Austria	4	-3	-2	-18	1
Bulgaria	5	-23	-28	-4	4
Croatia	2	0	-17	-6	1
Belarus	8	-12	-19	-17	6
Slovenia	5	n.a	-4	-21	4
Serbia	3	-7	-1	-16	2
North Macedonia	3	n.a	n.a	-4	3
<b>A1 Telekom Austria Group</b>	<b>5</b>	<b>-3</b>	<b>-5</b>	<b>-14</b>	<b>2</b>

The environmental indicators for fiscal year 2020 were not yet available at the time of reporting. The above table contains the figures for the period from November 1, 2019 to October 31, 2020, which can be considered a representative comparison period for fiscal year 2020. If no data were available for this period, the most recent data from the past were used. While figures were compiled with the utmost care, inaccuracies may occur, for instance due to estimates. The indicators “District heating” and “Fuels” for Serbia and “Fuels” and “Electricity” for Croatia were recalculated for 2019 on the basis of an improvement in data quality.

Tables are subject to rounding differences.

- 1) Purchased and own production, plus diesel for (emergency) power generators
- 2) Including oil and gas, not adjusted for climate factors
- 3) Including diesel, gasoline, CNG, LPG and natural gas, not including diesel for (emergency) power generators

Scope 1 emissions were cut by 14 % as a result of reduced fuel consumption in the fleet. In Slovenia, scope 1 and scope 2 CO<sub>2</sub> emissions (market-based) were reduced by 43 % as against the previous year by increasing the share of renewables in electricity. The Group-wide rise in scope 2 emissions is due to higher electricity requirements. Overall, the scope 1 and scope 2 (market-based) emissions of the A1 Telekom Austria Group rose by 3 % year-on-year.

### Opportunities and risks

In addition to natural disasters partly caused by climate change, CO<sub>2</sub> emissions due to the energy requirements of the communication infrastructure represent an environmental risk. In terms of opportunities, digital and ICT products can help to lower emissions by increasing the efficiency of processes and either preventing or significantly reducing the consumption of resources, e. g. due to less travel being required.

### Direct and indirect greenhouse gas emissions including biogenic emissions (in t CO<sub>2</sub>-equivalent)

According to the GRI Standard for Sustainability Reports: 305-1, 305-2, 305-5

	Direct (Scope 1)	Indirect (Scope 2)		Total (Scope 1+2)		Total (Scope 1+2+Comp.)	
		location-based	market-based	location-based	market-based	location-based	market-based
<b>2020</b>							
Austria	12,536	85,270	9,143	97,807	21,679	85,324	9,196
Bulgaria	3,168	64,981	64,962	68,149	68,130	68,149	68,130
Croatia	2,191	18,373	35,815	20,565	38,006	20,565	38,006
Belarus	1,340	37,708	37,708	39,048	39,048	39,048	39,048
Slovenia	311	7,931	4,809	8,242	5,120	8,242	5,120
Serbia	852	50,925	50,925	51,778	51,778	51,778	51,778
North Macedonia	1,012	22,931	22,931	23,943	23,943	23,943	23,943
<b>A1 Telekom Austria Group</b>	<b>21,411</b>	<b>288,120</b>	<b>226,294</b>	<b>309,531</b>	<b>247,705</b>	<b>297,048</b>	<b>235,222</b>
<b>2019</b>							
Austria	14,482	80,953	9,132	95,435	23,614	80,351	8,530
Bulgaria	3,811	56,620	57,550	60,430	61,361	60,430	61,361
Croatia	2,535	19,864	40,655	22,398	43,189	22,398	43,189
Belarus	1,647	35,305	35,305	36,952	36,952	36,952	36,952
Slovenia	396	7,758	8,598	8,154	8,993	8,154	8,993
Serbia	972	45,813	45,813	46,784	46,784	46,784	46,784
North Macedonia	1,083	18,932	18,932	20,015	20,015	20,015	20,015
<b>A1 Telekom Austria Group</b>	<b>24,925</b>	<b>265,244</b>	<b>215,984</b>	<b>290,169</b>	<b>240,909</b>	<b>275,051</b>	<b>225,791</b>
<b>Change (in %)</b>							
Austria	-13	5	0	2	-8	6	8
Bulgaria	-17	15	13	13	11	13	11
Croatia	-14	-8	-12	-8	-12	-8	-12
Belarus	-19	7	7	6	6	6	6
Slovenia	-21	2	-44	1	-43	1	-43
Serbia	-12	11	11	11	11	11	11
North Macedonia	-7	21	21	20	20	20	20
<b>A1 Telekom Austria Group</b>	<b>-14</b>	<b>9</b>	<b>5</b>	<b>7</b>	<b>3</b>	<b>8</b>	<b>4</b>

The environmental indicators for fiscal year 2020 were not yet available at the time of reporting. The above table contains the figures for the period from 1 November 2019 to 31 October 2020, which can be considered a representative comparison period for fiscal year 2020. If no data were available for this period, the most recent data from the past were used. According to the GHG Protocol, "location-based scope 2" figures refer to the average emissions factors in the area in which the energy consumption takes place. The average value at national level is used. According to the GHG Protocol, "market-based scope 2" figures refer to energy suppliers' emissions factors, insofar as these are available, or an individual energy product. The 2019 scope 1 figures were recalculated for all countries on the basis of an improvement in data quality. The scope 2 emissions ("market based" and "location based") were also recalculated on the basis of an improvement in data quality.

Tables are subject to rounding differences.

To reduce the risks, 100% of electricity is sourced from renewable energy in Austria, solar power is promoted throughout the Group and various measures are taken to use the required energy as efficiently as possible. These range from using low-consumption equipment to increasing average temperatures at IT locations in order to reduce the need for cooling. A transition to cloud solutions for the more efficient processing and storage of data contributes to the reduction, as does active network management, which supports the most efficient technology for data transfer in addition to the investment in new technologies.

### Implementation / results 2020

The A1 Telekom Austria Group therefore believes that it has an obligation to make its infrastructure as sustainable as possible. Measures to enhance energy efficiency play a key role in this regard. Another important aspect is for the Group to meet its energy requirements as sustainably as possible. It does this in particular by using electricity from renewable sources, such as solar power, hydropower or wind power, which accounted for around 43% of the A1 Telekom Austria Group's total electricity requirements in 2020. The Austrian subsidiary, which has operated its entire network on a fully carbon-neutral basis since 2014, is a major factor in this. The A1 Telekom Austria Group also operates two large photovoltaic farms of its own: one in Aflenz, Austria, (since 2013) that produces more than 215,000 kWh of electricity per year, and one in Belarus (since 2016) that produces around 26 million kWh of electricity per year. In 2020, responsibilities were also defined by local CEOs at each subsidiary of the A1 Telekom Austria Group (tone at the top), Group-wide ESG steering was established and Group-wide standards were optimized and rolled out for tracking and calculating CO<sub>2</sub> emissions. Parallel to this, the "Empowering a sustainable future" campaign in particular raised employees' environmental awareness. As part of this campaign, a separate Group-wide ESG community was created on the internal collaboration platform Workplace to actively involve employees in the implementation of the ESG strategy.

## Resource optimization and dematerialization

### Concept

Digitalization offers huge potential for the environment in terms of resource conservation. Digital communication solutions that

are now well established, such as videoconferencing and telepresence, are making communication more efficient and more environmentally friendly in many areas of work and life. The COVID-19 lockdown in particular illustrated the importance of such digital applications for keeping in touch with customers, business partners, friends and family. Virtualization can thus make work processes digital and prevent the use of physical resources. Dematerialization can also increase process efficiency. One consequence of the dynamic digital transformation is the continuous utilization of new technologies and devices / components to optimize efficiency and potential. The A1 Telekom Austria Group makes fundamental ecological principles such as continuous lifecycle management a top priority by preventing waste, conserving resources and keeping valuable raw materials in circulation for as long as possible (reduce-reuse-recycle). To this end, the A1 Telekom Austria Group offers a cellphone recycling program on almost all its markets. Continuous lifecycle management ensures that resources in circulation can be used for as long as possible. The subsidiaries in Austria and Bulgaria also reuse devices that have been returned to them and that are still functional and technologically current. When devices or equipment can actually no longer be used, they are dismantled, separated systematically by category of waste (circuit boards, copper, iron, tin, etc.) and properly recycled.

The environmental management systems in Austria, Slovenia, Serbia and North Macedonia are certified according to ISO 14001. Furthermore, EMAS (eco management and audit scheme) requirements are complied with in Austria and Slovenia.

### Key performance indicator

Between 70% and 80% of the components of old mobile devices can be recycled and reused as raw materials by specialist recyclers to whom they are passed on. In 2020 alone, the Group as a whole ensured the proper recycling of around 84,880 devices (2019: around 64,000). The A1 Telekom Austria Group has set itself the goal of promoting a circular economy within the company and recycling at least 50,000 old devices every year until 2030.

### Opportunities and risks

The A1 Telekom Austria Group sees dematerialization and resource conservation as an opportunity, as the development of innovative solutions could open up new business areas and possibilities for revenue growth. Improving process efficiency means resources such as raw materials can be used more

#### Target for 2030

Promoting the circular economy within the company by recycling around 50,000 old devices per year

#### Status in 2020

84,880 devices



effectively or their use can be prevented altogether. The COVID-19 pandemic made an unplanned contribution to accelerating this development. Increasing targets for recycling and their underlying activities contribute to the resource cycle and mitigate the risk of recycling requirements. In addition to this, active involvement in activities such as refurbishment of set top boxes also protects own investments in equipment.

### Implementation / results 2020

The digitalization of internal work processes is a top priority at the A1 Telekom Austria Group for dematerialization and resource preservation. In field service, for example, digital log-books for drivers, plans and assembly orders are increasingly being used. And the central Follow Me printer system can sustainably reduce paper requirements: print jobs are carried out only after an access card is scanned. Uncollected jobs are deleted after 24 hours. The use of Follow Me printers has resulted in 180,000 such print-outs being avoided. Also, internal campaigns raise environmental awareness among employees for programs such as cellphone recycling and get them actively involved in green activities. The A1 Telekom Austria Group also contributes to conserving resources with its cellphone recycling initiative – even though the Group itself does not manufacture mobile devices. Most of its subsidiaries offer their customers the opportunity to return old devices free of charge, and some have even been doing this since 2004.

## 4. Social matters

### Secure, proficient handling of digital media, Internet crime, Internet addiction, access to information and training

With regard to social matters, the A1 Telekom Austria Group fulfills its responsibility to society with a special focus on teaching media literacy and reducing the digital gap in the countries in which it operates. The following significant issues are discussed jointly in the following section: access to information and education, secure, proficient handling of digital media, Internet crime, Internet addiction.

#### Concept

The dynamic digital transformation is accompanied by the continuous introduction of innovative applications that are enriching our working conditions, our lives and our communications. However, this requires users to keep up through continuous learning – not just the older generation, but children and young people as well. This is leading to substantial changes in today’s vocational landscapes and the basic skills required, and hence also in our educational systems. This is particularly relevant for children and young people, as digitalization will shape and change the future of working life more than ever before – with corresponding consequences in terms of training and further education requirements. For teachers in the compulsory education system in particular, training and further education are the key to future-proof digital literacy.

With this in mind, the A1 Telekom Austria Group seeks to offer added value and build bridges beyond its core business. It

#### Target for 2023

Reaching 100,000 people – with a special focus on children and young people – as part of the digital education focus. Providing confidence and skills in their active creation of digital worlds.

#### Status in 2020

9,239

### Participations: initiative “A1 Internet for All”

	2020	2019	Change (in %)
Austria	8,936	29,522	-70
Bulgaria	n. a.	3,000	n. a.
Croatia	143	24	496
Belarus	n. a.	n. a.	n. a.
Slovenia	n. a.	1,340	n. a.
Serbia	90	140	-36
North Macedonia	70	1,300	-95
<b>A1 Telekom Austria Group</b>	<b>9,239</b>	<b>35,326</b>	<b>-74</b>



regards this as part and parcel of its responsibility to actively support people as they take their first steps in the digital world and to promote digital literacy. Parallel to this, the Group aims to get children and young people enthusiastic about digitalization and the technologies it involves from as early an age as possible, and equip them with the necessary skill sets. The "A1 Internet for All" initiative was established in Austria in 2011 with these very objectives, and similar projects and activities have since been rolled out in other countries where the Group operates. The initiative offers free workshops that help people to take their first steps in the digital world and teach them how to protect themselves effectively against potential risks, such as cybercrime, in addition to training programs for educators.

Target attainment is regularly reviewed and the initiative controlled on the basis of predefined key figures, such as the number of participants in media literacy training sessions. The responsibility and steering of the Group-wide media literacy initiative is ensured by the Group ESG department.

### Key performance indicator

In the reporting year, due to COVID-19, not all workshops took place to the planned extent: In total, more than 9,200 participants attended workshops in 2020. The "A1 Internet for All" initiative has already been attended more than 227,900 times in total since 2011. As part of its digital education focus, the A1 Telekom Austria Group has set itself the target of addressing 100,000 people from 2020 to 2023, especially children and young people, with offerings to help them safely navigate and actively shape the digital world.

### Opportunities and risks

The Telekom Austria Group sees promoting interaction with digital media as an opportunity. The safe and skilled use of new media is increasingly essential for employability, and therefore also contributes to closing the digital gap.

Above all, risks in handling digital media pose challenges to exposed groups – children, young people and digital beginners – which those affected can solve themselves to a limited extent only – this can range from addiction, bullying or isolation to rising cybercrime. With its initiatives, the A1 Telekom Austria Group is helping to teach people how to use new media properly and safely.

### Implementation / results 2020

For children and young people in particular, the digital transformation is giving rise to new skills requirements that are decisive for their future employability. At the same time, the COVID-19 pandemic has seen rapid growth in digitalization

around the world as home schooling, working from home and socializing with family and friends virtually have become a part of everyday life. This has led to a high level of demand for training in digital teaching concepts, particularly for schools. To address this, in Austria A1 expanded its range of established webinars for elementary school teachers to include additional series of "First Aid Online Workshops" for teaching in the digital classroom aimed specifically at educators during the lockdown and the summer months ahead of the 2020 / 2021 school year. Activities increasingly also focused on the development of interactive online formats specially designed for children and young people as an alternative to the existing regular program. There are also online parents' evenings where parents can learn about both the positive aspects of the digital world and the online usage habits of children, and how to protect them from potential dangers. They also shed light on negative aspects such as cyberbullying, hate speech and excessive Internet use. Moreover, in cooperation with Sigmund Freud University, the education initiative in Austria published the guidebook "Digital Worlds. When Fun Becomes Dependence" in 2020. This is about growing up in the digital world and tells parents all about the risks and opportunities to be found on the Internet. In particular, the book is intended to serve parents as a compass with which they can guide their children as they grow up confidently and with media skills in the digital and real worlds. A1 in North Macedonia is also focusing on safety workshops for preschool children. Digital brochures are also available for download on the website. For the older generation especially, at the beginning of October 2020, A1 launched the #ionline campaign in Belarus with the aim of providing training to actively support Internet beginners as they take their first steps in the digital world.

## 5. Employee matters

The materiality analysis established that fair and flexible working conditions within the company are another core element in the area of employee matters. Fair and flexible working means creating a framework that enables flexible work in terms of time and location while satisfying all the statutory conditions.

The A1 Telekom Austria Group had 17,949 employees / full-time equivalents (FTE) as of the end of 2020 (2019: 18,344). FTEs in the Austria segment were reduced by 4.0% to 7,320 employees as part of the ongoing restructuring measures. 38% of employees in the Austria segment have civil servant status (2019: 42%).

## Employees<sup>1)</sup> as of 31 December 2020

	2020	2019	Change (in %)
Austria	7,320	7,625	-4.0
Bulgaria	3,329	3,620	-8.0
Croatia	1,872	1,908	-1.9
Belarus	2,385	2,412	-1.1
Slovenia	532	513	3.6
Serbia	1,370	1,127	21.6
North Macedonia	776	768	1.0
Holding incl. A1 Digital	366	372	-1.6
<b>A1 Telekom Austria Group</b>	<b>17,949</b>	<b>18,344</b>	<b>-2.2</b>

1) Full-time equivalents

## Mobile and flexible working environments

### Concept

Not only did the extraordinary challenges in the wake of the 2020 COVID-19 pandemic in 2020 show that the infrastructure of the A1 Telekom Austria Group is pivotal, especially in times like these, and fit for the future. They also made digital living and working even more of a priority. In recent years, the company has already offered employees the flexibility of digital and virtual working conditions, allowing them to work whenever and wherever they want, with new ways of working (remote working / working from home, etc.) and open-space working environments. This was one of the main reasons why, when the pandemic situation escalated, the majority of employees were able to start working from home practically “overnight” with actually no detrimental impact to their work. In addition to enabling mobile and flexible ways of working, the health of employees always was and still is the top priority.

The principle of crisis management at the A1 Telekom Austria Group is to safeguard a reliable infrastructure and quality of service while preserving employees’ lives, health, motivation and productivity. Based on this, action was taken in each country according to the locally applicable (and rapidly changing) regulations while sharing information at Group level. Additionally, an internal traffic light system was developed using the internationally applied and established figures for the pandemic, such as the number of positive tests and the rate of new infections. Depending on the traffic light situation, there are other recommendations for protective measures (e. g. moderate distancing for green or strong distancing for yellow). This standardized crisis management framework ensures that all companies of the A1 Telekom Austria Group can flexibly switch between the necessary measures according to the respective local situation.

The employees working in field service, the stores and customer service, etc. played a vital role as a reliable and personally available partner for its customers. Nor should it be forgotten that the A1 Telekom Austria Group, as an operator of system-critical infrastructure, had a particularly important role to play

in delivering maximum performance to its customers to allow them to work from home and shift their lives – both personally and professionally – to the digital sphere. Also, flexible working reflects the various working time models (e. g. flexitime, part-time, mobile working, virtual working, mini-sabbaticals).

### Opportunities and risks

Among other things, the increased competitiveness resulting from higher employee productivity is seen as an opportunity. Satisfied employees deliver better results and employee satisfaction also improves the perception of the A1 Telekom Austria Group as an attractive employer. This likewise lays the groundwork for ensuring a work / life balance and a healthy working environment. At the same time, however, the growing flexibilization of working life is posing new challenges for employers and employees alike. When working flexibly, work and leisure time often overlap and blend into each other. The risks of the rapid transition from open offices to working from home, in particular owing to COVID-19, include:

- ▶ A possible drop in productivity due to a lack of personal responsibility / decision-making flexibility for employees – though with its “daily stand-ups”, the A1 Telekom Austria Group used this risk more as an opportunity to get everyone more involved with frequent interaction and employee empowerment
- ▶ The risk of isolation, particularly for activities that are already highly digital
- ▶ In addition to quick-wins in process digitalization (e. g. e-signature), the transition to digital can also work decelerate the ongoing development of processes and methods on account of the reduced cross-divisional communication and difficult terrain for creative work
- ▶ A similar risk is the possible increase in “silo thinking” due to having less contact with interfaces
- ▶ Overloading due to dual work / life responsibilities, for single parents in particular, is a gradual risk that can become a stress factor for employees in more prolonged lockdowns especially
- ▶ Increased workload

Risk mitigation measures include:

- New collaboration platforms such as MS Teams were rapidly rolled out and employees were trained in how to use it properly
- Pilot platforms for creative cooperation were put to selection committees
- Daily stand-ups and virtual coffees were implemented in a number of areas to ensure contact with and control over all employees
- Best practice sharing was extended for management
- Cross-divisional / high-communication forms of work (e. g. agile working) were expanded further
- Transparent communication by management

To improve work / life balance, the A1 Telekom Austria Group allowed employees to take advantage of special care time, increased vacation use, etc. A Memorandum of Understanding on Flexible Working from the European Works Council outlined a basic Group-wide approach that is defined and implemented in local (works) agreements.

### Implementation / results 2020

So called "Pulse surveys" in April / May revealed how employees are coming to terms with the new ways of working – particularly in an environment dominated by the COVID-19 pandemic. A short A1 pulse survey asked employees how they are coping with the COVID-19 crisis. They were asked to give (anonymous) responses to questions such as what new challenges they were facing in their work, how they felt in the current situation and what lessons they wanted to take away from this period into the "new normal" or the future. Well over half the employees who were contacted took part in the surveys. Nearly two thirds of the respondents said they felt "very good" or "good" in the current climate. Specific challenges that were mentioned included the lack of personal contact with colleagues, striking a balance between work and home life and an increased workload. The survey showed that the home schooling situation was particularly challenging. Technical conditions and factors were rated very positively. In response to the question on what employees would like to retain from the initiatives that were put in place after the first wave of the pandemic, the most commonly mentioned items were: workplace flexibility, flexibility of working hours and transparent communication from management. The survey results were used as a basis to formulate and implement measures for the roll-out of "New Ways of Working" at A1.

## Transforming skillsets in the workplace and developing employees' digital skills

### Concept

Of course, transparent and timely communication with employees and teaching of knowledge and skills did not just start

to take on particular significance at the A1 Telekom Austria Group as a result of the COVID-19 pandemic. Digital networks and the eCampus digital learning platform foster skills development and productivity, but they also promote attractive working environments in an overall sense. Constant learning is a key concept in the light of dynamically changing jobs. The eCampus allows employees across the Group to complete training courses flexibly and on a self-organized basis whenever they wish, removing time and location constraints. The wide range of material available shows how much digital learning is fostered and championed within the A1 Telekom Austria Group. The platform features learning formats and content that were developed in-house and procured from external sources. Those interested can make a request to receive access to content from external learning providers such as O'Reilly, Udemy, Bookboon and LinkedIn Learning.

### Opportunities and risks

Digitalization – and the associated development of digital skills – is a central aspect of corporate strategy. The ongoing development of employee skills is a key pillar of advancing digitalization.

Increased personal responsibility and thus employee satisfaction – also as a result of being able to work anywhere and at any time – is seen as an opportunity of a digital business model. A wide range of courses is available on eCampus for acquiring skills. There is an additional view for management showing an overview of the training completed by assigned employees, thereby allowing positive intervention to counter low usage of the training available. Multiple mandatory employee interviews (on goals and development) also define training objectives and offer a structure for regularly discussing progress. The courses available are rounded off by special "A1 Learning Topics", from analytics and process automation to new technologies such as 5G. Regular live formats with top management also provide an insight into strategy and goal attainment activities, as well as motivating participants to play an active role in shaping their future. Virtual classroom training is still in the portfolio as well, to facilitate communication across functions and to actively advance digitalization issues. One opportunity of this growth of the training portfolio is that training can be done anywhere and at any time, allowing better learning conditions and improved concentration on the content. One risk is that, when workloads are high, employees may be more likely to shirk eCampus training than classroom sessions. Another risk is that specialist knowledge cannot be offered online to the necessary extent, and that employees generally do not yet have the skills that will be needed in the future.

### Implementation / results 2020

In 2020, more than 131,200 courses (2019: around 116,600) have been completed. External A1 partners also have access to these courses to ensure uniform transfer of knowledge and consistent quality standards, particularly for product training.

The A1 learning topics act as signposts for employees in amongst the wide variety of digital courses. These clusters teach basic knowledge, but also further, more in-depth content on strategic future-related issues. They are offered alongside a series of specific expert training programs that cover the most important issues. New training and employee upskilling is becoming an ever more central issue in light of the fast pace of change in jobs and the skills required. For their targeted and individual development, employees and management need information on these skills and how they can be developed. Skills management systems can help. At A1 Austria and A1 Croatia, employees have the chance to trial such a tool and give feedback as part of a pilot project. The following functionalities are available: tool-aided creation of the employee's own skills profile and comparing this profile against selected job profiles, such as agile roles (agile master, product owner) and expert roles (machine learning, process automation). Employees can see which skills they already have and which they have yet to develop. Specific learning proposals are made to help them develop their skills. Ongoing development in employees' current jobs is also supported by learning at skills level. This knowledge facilitates individual and self-organized learning for all. In 2020, 587 employees participated in this pilot project.

## Promoting women and diversity

As a digitalization enabler, the A1 Telekom Austria Group helps to shape society in its operational footprint. It sees a transparent attitude towards diversity and the achievement of equal opportunities as part of its social responsibility. Diverse teams

with different personalities, perspectives and proficiencies have been proven to deliver better, customer-centric results. There is also evidence that employee diversity leads to customer wishes being better accommodated. Diversity is thus not just a matter of social responsibility, but is also increasingly being seen as a competitive factor. For this reason, it is especially important to the A1 Telekom Austria Group to identify and avoid any form of bias in internal and external collaboration.

While diversity itself is broadly defined (age, equality, sexual orientation, disabilities and skills, etc.), special attention is paid to gender diversity. In Austria especially, there is a low share of women on account of the company's history and social circumstances. To raise the number of woman and to get more women into management positions, work / life balance has been a key point of focus in the last few years especially. Flexible time models and the chance to work from home have been available since long before the COVID-19 pandemic. In the future, the A1 Telekom Austria Group will focus more on "100% equality" in order to even better accommodate diverse customer requirements.

Establishing diversity as an issue relevant to all parts of the company across the board assists the A1 Telekom Austria Group in its ongoing development as an attractive employer and leading telecommunications provider.

### Targets for 2023<sup>1)</sup>

	Status
Increasing the share of women in management positions to 40%	36%
Raising and maintaining the share of women in the company at 40%	40%

1) Basis year: 2019

### Share of female employees and female managers as of 31 December 2020

in %	Share of female employees		Share of female managers <sup>1)</sup>	
	2020	2019	2020	2019
Austria	26	26	18	19
Bulgaria	46	48	47	49
Croatia	43	43	41	37
Belarus	55	54	43	41
Slovenia	44	43	46	45
Serbia	62	60	51	51
North Macedonia	52	47	42	42
<b>A1 Telekom Austria Group<sup>2)</sup></b>	<b>40</b>	<b>39</b>	<b>36</b>	<b>35</b>

1) Managers include all persons with staff responsibility for at least one employee.

2) Including Holding and A1 Digital

## Opportunities and risks

Functionally, thanks to leadership teams, the management structure is positioned much more broadly compared to traditional management board structures that usually have two to three members. In addition to the classic leadership teams, further functions are presented: Consumers, Enterprise and Transformation & Market, to allow more flexible, more focused and less bureaucratic working methods. With the additional participation of Human Resources, Technology and Sales, leadership teams make cross-functional decisions.

One of the opportunities this affords is that diversity leads to better decisions, as it allows broader access to the issues. Studies prove that less diverse teams can result in revenue losses. Different perspectives allow risks to be identified more quickly. Diverse teams often consider more options, find more creative solutions, make decisions based on more comprehensive criteria and are less prone to one-dimensional thinking. Diverse teams are also considered a strong engine for innovation. Companies with a high level of diversity are more likely to be highly profitable, as multiple studies have now shown. The risk of homogeneous teams lies in the limited viewpoints. In general, employees from different backgrounds need longer to work together well, as first they must get to know and understand each other while learning what makes them different. One of the opportunities this affords is that diversity allows risks to be avoided more effectively.

## Implementation / results 2020

In the 2020 reporting year, the Group held its first digital diversity training entitled "Unconscious Bias". The purpose of this learning format is to raise awareness of the fact that humans unconsciously act and make decisions in a biased way thousands of times a day. The purpose of this is to make such blind spots transparent, challenge people's perceptions and reevaluate past experiences. The aim of all this is to create an inclusive corporate culture in which A1's employees can develop their individual talents. A total of 1,718 employees took part in this training. More detailed virtual workshops were also organized for managers and other multipliers to enable an in-depth treatment of this subject.

Also, to achieve greater comparability with other companies, A1 in Austria agreed to be evaluated on its advancement of women on the basis of the Women's Career Index (FKi). The independent index examines the career development of women at various management levels and the cultural changes that are moving things forward. The findings of the index ranking

put A1 in Austria, which achieved 78 (out of a maximum 100) points, in an above-average (75 points) position compared to other telecommunications and service provider companies in Europe. The study also confirms that the company has comprehensive and successful corporate communications and diverse flexibility measures. At the same time, it is an incentive to create even more attractive working conditions for women.

## Key performance indicators

The A1 Telekom Austria Group has set itself the goal of increasing the share of women in management positions to 40% by 2023, while also raising and keeping the overall share of women in the company at above 40%.

## 6. Human rights

Having joined the UN Global Compact, the A1 Telekom Austria Group is committed to implementing fundamental requirements in the areas of human rights, labor, the environment and combating corruption. This commitment has been acknowledged by being integrated into the Austrian subsidiary's Terms and Conditions, for example. In some countries in which the A1 Telekom Austria Group operates, national laws can make it difficult to ensure that human rights are respected absolutely. Where national law diverges from the A1 Telekom Austria Group's commitment to human rights and sets a lower standard, the Group always endeavors to achieve the higher standard, though the wellbeing of employees is the top priority. In the event of a conflict, the A1 Telekom Austria Group applies national law, at the same time attempting to respect human rights as much as possible.

In Belarus, A1 is the biggest non-state-owned telecommunications company and makes an important contribution to supplying the country's Internet, making it a pathfinder for digitalization. A1 is greatly appreciated as an employer in Belarus, and it supports its employees even in these democratically challenging times. As a company, the A1 Telekom Austria Group does not get involved in political affairs, but it supports the constitutional rights of its employees, including the right to freedom of speech or the right to peaceful demonstration, and it also provides practical assistance, such as a Crisis Committee that helps employees in a difficult situation in the country.

The A1 Telekom Austria Group's commitment in Belarus makes a vital contribution to civil society, and it provides the country's population with a link to Western Europe. It also gives its employees the chance of an international career path.

As in every country in which the A1 Telekom Austria Group operates, as a company it must obey local legal and regulatory requirements. As the country's primary provider, in Belarus A1 brought transparency to the state stipulations limiting Internet availability.

Human rights complaints can be submitted on the compliance whistleblowing platform "tell.me" – even anonymously if so desired – and are carefully processed in conjunction with compliance processes. One complaint was submitted and processed in the 2020 reporting year.

## 7. Compliance and anti-corruption

Acting with honesty, fairness, and transparency is an important component of the corporate culture at the A1 Telekom Austria Group. In order to achieve this standard of integrity, the company has a comprehensive compliance management system. The example set by top management and the responsibility of all employees for their own actions are particularly important. With the aim of avoiding potential misconduct, the A1 Telekom Austria Group has determined clear rules for acting in a manner complying with the law and with integrity in all business relationships.

The Group-wide Code of Conduct and the Group-wide compliance guidelines for the areas of anti-corruption and conflicts of interest, data protection, antitrust law and capital market compliance help to ensure that acting with integrity is a natural part of day-to-day work. Furthermore, the effectiveness of the compliance management system is supported by regular communication measures and training, the "ask.me" helpdesk, internal audits and the whistleblowing platform "tell.me", which can be used anonymously if so desired. The needs-based further development of the compliance program is ensured by the annual compliance risk assessment, which defines a catalog of risk-focused measures for the coming year. In addition, appropriate controls have been integrated within its business processes.

The design, implementation and effectiveness of the A1 Telekom Austria Group's compliance management system were audited in accordance with IDW PS 980 (German audit standard for compliance) by PwC Wirtschaftsprüfung GmbH Wirtschaftsprüfungs- und Steuerberatungsgesellschaft in 2012/2013 and again by KPMG Austria GmbH Wirtschaftsprüfungs- und Steuerberatungsgesellschaft in 2018/2019 for the areas of anti-corruption and integrity, antitrust law and capital market

compliance, and were issued with an unqualified audit opinion. KPMG also confirmed that the principles and measures of the A1 Telekom Austria Group's CMS meet the requirements of ISO 19600 (Compliance Management System) and ISO 37001 (Anti-Corruption Management System), the US Foreign Corrupt Practices Act (FCPA), European antitrust legislation and the UN Global Compact.

Group Compliance is aided by local compliance officers based at the subsidiaries in its mission to consistently implement the relevant measures and tools within all the business units. Regular training, optimized for each target group, is provided to permanently embed the principle of integrity in the minds of everyone at the Group. Group-wide training explains the practical aspects of compliance issues and provides tangible case studies. The focus in 2020 was on developing compliance e-learning programs for specific target groups. In 2020, 2,800 employees and managers took part in instructor-led compliance trainings, the majority of which was conducted virtually or online – not least on account of COVID-19. Employees and managers also completed more than 24,200 compliance e-learning courses in 2020 (2019: around 21,300). Employees at the A1 Telekom Austria Group can contact the compliance helpdesk "ask.me" if they would like to have any outstanding questions resolved, and in 2020 the helpdesk responded to approximately 280 (2019: around 530) questions.

Vienna, 8 February 2021

The Management Board

Thomas Arnoldner, CEO  
Telekom Austria AG

Alejandro Douglass Plater, COO  
Telekom Austria AG

Siegfried Mayrhofer, CFO  
Telekom Austria AG

# Forward-looking Statements

Disclaimer for forward-looking statements: This document contains forward-looking statements. These forward-looking statements are usually accompanied by words such as “believe”, “intend”, “anticipate”, “plan”, “expect” and similar expressions. Actual events may differ materially from those anticipated in these forward-looking statements as a result of a number of factors. Forward-looking statements involve inherent risks and uncertainties. A number of important factors could cause actual results or outcomes to differ materially from those expressed in any forward-looking statement. Neither A1 Telekom Austria Group nor any other person accepts any liability for any such forward-looking statements. A1 Telekom Austria Group will not update these forward-looking statements, whether due to changed factual circumstances, changes in assumptions or expectations. This report does not constitute a recommendation or invitation to purchase or sell securities of A1 Telekom Austria Group.



## **Telekom Austria AG**

Lassallestraße 9  
1020 Vienna  
Austria

## **Investor Relations Contact**

Tel. +43 50 664 47500  
[investor.relations@A1.group](mailto:investor.relations@A1.group)  
[www.A1.group/en/investor-relations](http://www.A1.group/en/investor-relations)