

# 3<sup>RD</sup> QUARTER 2010

3<sup>RD</sup> QUARTER 2010

 **vie** Vienna  
International  
Airport

Open For New Horizons.

# Key Data on the Flughafen Wien Group

## Financial Indicators

(in € mill., excluding employees)

	1–9/2010	Change in %	1–9/2009
Total revenue	397.8	+6.3	374.4
EBITDA	144.5	+9.0	132.6
EBIT	95.2	+15.0	82.8
EBITDA margin in % <sup>1)</sup>	36.3	n.a.	35.4
EBIT margin in % <sup>2)</sup>	23.9	n.a.	22.1
Net profit for the period after non-controlling interests	72.2	+18.8	60.8
Cash flow from operating activities	151.0	+39.6	108.2
Equity	825.8	+5.5	783.1
Investments <sup>3)</sup>	86.4	-23.0	112.2
Employees <sup>4)</sup>	4,152	-0.8	4,188

## Industry Indicators

	1–9/2010	Change in %	1–9/2009
MTOW in tonnes <sup>5)</sup>	5,947,507	+9.2	5,445,848
Passengers	14,870,628	+8.3	13,732,465
Thereof transfer passengers	4,555,962	+9.7	4,154,666
Flight movements	185,523	+0.9	183,783
Cargo (air cargo and trucking) in tonnes	217,259	+23.3	176,243
Seat occupancy in % <sup>6)</sup>	69.4	n.a.	68.8

### Definitions:

1) EBITDA margin (earnings before interest, taxes, depreciation and amortisation) = EBIT + depreciation and amortisation / revenue

2) EBIT margin (earnings before interest and taxes) = EBIT / revenue

3) Intangible assets, property, plant and equipment and prepayments made

4) Weighted average number of employees for the period, including apprentices and employees on official non-paying leave

(maternity, military, etc.) and excluding the Management Board and managing directors

5) MTOW: maximum take-off weight for aircraft

6) Seat occupancy: Number of passengers / available number of seats

## Financial Calendar

Traffic results for 2010	20 January 2011
Annual results for 2010	24 March 2011
22nd annual general meeting	29 April 2011
First quarter results 2011	26 May 2011
Interim financial report 2011	25 August 2011
Third quarter results 2011	24 November 2011

## Ticker Symbols

Reuters	VIEV.VI
Bloomberg	FLUG AV
Datastream	O:FLU
ISIN	AT0000911805
ÖKB-WKN	091180
ÖTOB	FLU
ADR	VIAAY

## Information on the Flughafen Wien Share

Share price on 31.12.2009 in €	34.80
Share price on 30.9.2010 in €	42.45
Market cap as of 30.9.2010 in € mill.	891.5
Index weighting (ATX) as of 30.9.2010 in %	1.3

## Stock Exchange Listings

Vienna, Frankfurt (Xetra),  
London (SEAQ International), New York (ADR)

# Contents

<b>Commentary by the Management Board</b>	<b>2</b>
<b>Interim Group Management Report</b>	<b>4</b>
<b>Segment Reporting</b>	<b>11</b>
<b>Consolidated Interim Financial Statements as of 30 September 2010</b>	<b>15</b>
Consolidated Income Statement	15
Consolidated Statement of Comprehensive Income	16
Consolidated Balance Sheet	17
Consolidated Cash Flow Statement	18
Consolidated Statement of Changes in Equity	18
Selected Notes	19
<b>Statement by the Members of the Management Board</b>	<b>24</b>

## Commentary by the Management Board

### Dear Shareholders,

The renewed growth in traffic continued throughout the third quarter of 2010. Vienna International Airport handled a total of 14,870,628 passengers during the first nine months of this year, despite the negative effects of the volcanic ash cloud on air travel. This 8.3% growth represents a strong improvement over the 10% decline recorded for the first three quarters of 2009. The number of passengers handled in September rose by 13.8% in annual comparison, with traffic to Eastern Europe 22.1% higher than in September 2009. The number of flight movements increased 0.9% over the previous year, while maximum take-off weight (MTOW) rose by 9.2%. Cargo turnover, including trucking, amounted to 217,259 tonnes, for a plus of 23.3%.

In accordance with the tariff formula, the airport tariffs were raised by a net total of 0.5% as of 1 January 2010 to reflect the change in the consumer price index. This adjustment includes a 13.0% reduction in the landing tariff as well as a 7.3% increase in the passenger tariff, and gives Vienna International Airport a tariff structure that remains highly competitive. All applications for tariff adjustments are subject to approval by the Austrian civil aviation authority, which approved the use of the current index model up to the end of 2011.

The Flughafen Wien Group generated revenue of € 397.8 million in the first nine months of 2010, which reflects a year-on-year increase of 6.3%. This development did not keep pace with the growth in traffic because of revenue deductions, i.e. an increase in the transfer incentive and support for the restructuring of the Austrian Airlines Group. Other operating income rose by € 0.7 million to € 11.3 million, while expenditures for consumables and services increased 5.8% to € 28.6 million. Personnel expenses rose by 5.2% over the comparable prior year period to € 168.5 million, and other operating expenses increased 3.7% to € 67.6 million. In the first nine months of 2010, EBITDA amounted to € 144.5 million (+9.0%) and EBIT € 95.2 million (+15.0%). The stronger earnings growth in relation to the development of revenue supported an improvement in the EBITDA margin to 36.3% (1–9/2009: 35.4%) and the EBIT margin to 23.9% (1–9/2009: 22.1%). Financial results changed from minus € 3.7 million to minus € 1.2 million. After the deduction of € 21.8 million (1–9/2009: € 18.3 million) in income tax expense, net profit for the period equalled € 72.2 million (1–9/2009: € 60.8 million).

The Skylink project was completely refocused during the past year with new project management and partners. During the necessary interruption of construction as of 30 June 2009, the previous agreements with all contract partners were cancelled and, in total, renegotiated at more favourable conditions for Flughafen Wien AG. In addition, Flughafen Wien AG requested the court-ordered registration of evidence in order to ensure the timely remedy of defects and enforce any claims against the involved contractors. Following the end of the above-mentioned necessary halt to construction, work is now proceeding in all areas to complete the project on schedule.

Independent of the above steps, the tender to select a general contractor is continuing at full speed. The decision to award this contract will be based on the economic benefits for Flughafen Wien AG.

The VIE-Skylink project has been the subject of an audit by the Austrian Federal Accounting Office since the end of October 2009. Investigations by the public prosecutor are also currently in progress. Appeals have been filed against the rulings issued by the Austrian Financial Market Authority.

We are convinced that we have met all legal obligations to the benefit of the company and have complied with the provisions of the Austrian Corporate Governance Code.

Based on the sound development of traffic, Flughafen Wien AG has revised its forecasts for 2010 and now expects a plus of 9.0% in the number of passengers, 10.0% in maximum take-off weight (MTOW) and 1.0% in flight movements.


In conclusion, we would like to thank our shareholders and customers for their support. Our special thanks also go out to our many employees – we are optimistic that their teamwork and high commitment will make it possible for us to master these challenging times.



**Ernest Gabmann**  
Member of the Board



**Herbert Kaufmann**  
Member of the Board  
and Speaker



**Gerhard Schmid**  
Member of the Board

# Interim Group Management Report

## The development of traffic

Vienna International Airport handled a total 14,870,628 passengers during the period from January to September 2010. This reflects an increase of 8.3% over the comparable prior year period and was realised despite the negative effects of the volcanic ash cloud on air traffic throughout Europe. Passenger traffic to Eastern Europe and Western Europe rose by 12.8% and 7.5%, respectively. Traffic to the Middle East was 12.0% higher, while destinations in Africa recorded a plus of 7.3%. The number of passengers travelling to North America matched the comparable prior year period. The Austrian Airlines Group reported a 13.1% increase in the number of passengers handled at Vienna International Airport, which raised its share of total passenger traffic from 49.4% in the first nine months of 2009 to 51.6%. The low-cost carriers handled 0.9% more departing passengers during the first three quarters of 2010, which represents 21.8% of passenger traffic in Vienna (1–9/2009: 23.4%).

Maximum take-off weight (MTOW) totalled 5,947,507 tonnes, which is 9.2% higher than the comparable prior year period. The volume of cargo handled (air cargo and trucking) rose by 23.3% to 217,259 tonnes. The number of flight movements increased by a slight 0.9% to 185,523. Seat occupancy rose from 68.8% in the first nine months of 2009 to 69.4% in the reporting period.

## Revenue for the first nine months of 2010

Revenue recorded by the Flughafen Wien Group rose by 6.3% to € 397.8 million for the first nine months of 2010 (1–9/2009: € 374.4 million). This increase was less than the growth in traffic because of higher revenue deductions, e.g. from an increase in the transfer incentive and support for the restructuring of the Austrian Airlines Group. External revenue recorded by the Airport Segment rose by 18.7% to € 199.3 million, above all due to a change in the allocation of revenue from passenger and baggage controls that was previously assigned to the Handling Segment and equalled € 22.4 million for the reporting period. This change in allocation was also responsible for a € 10.9 million decline in Handling Segment revenue to € 117.3 million. The average market share of the Handling Segment fell by 0.8 percentage points to 89.3%. The Retail & Properties Segment reported a 6.1% increase in revenue to € 70.0 million, while revenue in the "Other Segments" declined € 1.0 million to € 10.8 million.

## Earnings for the first three quarters of 2010

Other operating income rose by € 0.7 million, and includes an increase of € 1.0 million in own work capitalised.

The cost of consumables and services was € 1.6 million higher at € 28.6 million, above all because of higher material costs.

The Flughafen Wien Group had an average of 4,152 employees during the reporting period (1–9/2009: 4,188 employees). Personnel expenses rose by 5.2% to € 168.5 million, primarily due to an increase in wages and salaries mandated by collective bargaining agreements as well as higher costs for overtime work and one-off payments.

Other operating expenses increased 3.7% to € 67.6 million. This change includes a reduction of € 4.8 million in valuation adjustments to receivables as well as the reversal of a € 2.0 million provision that was created in the previous year. In addition, the comparable 2009 amount includes € 3.3 million of planning expenses. These items were contrasted by a € 6.9 million increase in marketing and market communication expenses and an additional € 2.0 million of legal and consulting fees. Expenditures for maintenance, transportation, third party services and rent were also higher. Earnings before interest, taxes, depreciation and amortisation (EBITDA) rose by 9.0% over the prior year to € 144.5 million, and the EBITDA margin increased 0.9 percentage points to 36.3%. Depreciation and amortisation declined 1.1% to € 49.3 million. Earnings before interest and taxes (EBIT) amounted to € 95.2 million (1–9/2009: € 82.8 million). The EBIT margin rose from 22.1% for the first three quarters of 2009 to 23.9% in the reporting period.

Net financing costs improved from minus € 7.2 million in the comparable prior year period to minus € 5.1 million for the first three quarters of 2010. Interest income for the reporting period was 11.7% higher at € 2.4 million, while interest expense fell by 20.2% to € 7.5 million. Borrowing costs of € 12.6 million were capitalised on construction projects (1–9/2009: € 11.6 million). Income from companies consolidated at equity totalled € 3.5 million (1–9/2009: € 3.4 million). Financial results amounted to minus € 1.2 million, compared with minus € 3.7 million in the first nine months of 2009. Profit before taxes (EBT) totalled € 94.0 million (1–9/2009: € 79.1 million) and resulted in tax expense of € 21.8 million (1–9/2009: € 18.3 million). Net profit of € 72.2 million for the first nine months of 2010 (1–9/2009: € 60.8 million) includes minus € 16,156.12 attributable to non-controlling interests. Therefore, profit attributable to the shareholders of the parent company equalled € 72.2 million for the reporting period (1–9/2009: € 60.8 million). Based on an unchanged number of shares outstanding, earnings per share equalled € 3.44, compared with € 2.89 for the first nine months of 2009.

### **Earnings for the third quarter of 2010**

Revenue totalled € 144.7 million in the third quarter of 2010 (7–9/2009: € 129.8 million), which represents an increase of 11.5%. Other operating income declined by € 0.4 million to € 3.8 million, above all due to lower income from the reversal of provisions. The cost of consumables and services amounted to € 8.2 million and remained nearly unchanged in prior year comparison. In contrast, personnel expenses rose by 6.8% to € 56.1 million following an increase in wages and salaries mandated by collective bargaining agreements and additional overtime work. Other operating expenses were € 4.5 million higher at € 25.3 million. Increased

maintenance, marketing and market communication costs were contrasted by a decline in valuation adjustments to receivables and expenses for third party services. EBITDA for the third quarter of 2010 amounted to € 58.8 million (7–9/2009: € 52.5 million). Earnings before interest and taxes (EBIT) rose by 18.1% in the third quarter to € 42.6 million. Financial results totalled € 1.6 million (7–9/2009: minus € 1.3 million). Profit before taxes (EBT) equalled € 44.2 million (7–9/2009: € 34.8 million). After the deduction of € 10.1 million in tax expense (7–9/2009: € 8.1 million), net profit amounted to € 34.1 million for the third quarter of 2010 (7–9/2009: € 26.6 million). The share of third quarter profit attributable to non-controlling interests was minus € 12,879.35. Profit attributable to the shareholders of the parent company therefore rose by 28.1% to € 34.1 million. Basic earnings per share for the third quarter of 2010 equalled € 1.63 (7–9/2009: € 1.26) and also represent diluted earnings per share.

## Financial, asset and capital structure

### Assets

Non-current assets increased € 37.9 million over the level on 31 December 2009 to € 1,760.4 million. Expenditures of € 86.4 million for intangible assets, property, plant and equipment, prepayments and investment property were contrasted by depreciation and amortisation of € 49.3 million. Current assets declined € 1.3 million. An increase of € 0.4 million in inventories and € 1.1 million in short-term securities was contrasted by a decline of € 6.9 million in receivables and other assets. The increase in short-term securities reflected a change in market value that was recognised directly in equity. Cash and cash equivalents totalled € 9.6 million as of 30 September 2010, or € 4.2 million more than on 31 December 2009.

### Equity and liabilities

A € 44.1 million dividend for the 2009 financial year was paid during the first nine months of 2010. The fair value measurement of the put option for the acquired shares in KSC Holding a.s. had a positive effect of € 2.1 million on equity. Following the recognition in equity of € 0.8 million from the fair value measurement of securities and hedges as well as the addition of € 72.2 million in net profit for the reporting period, equity increased 3.9% over the level on 31 December 2009 to equal € 825.8 million as of 30 September 2010. Non-controlling interests as of 30 June 2010 represent the stake held by RZB Holding GmbH in the Slovakian subsidiary BTS Holding a.s., Bratislava. The equity ratio equalled 43.5% at the end of the first nine months of 2010, compared with 42.7% as of 31 December 2009.

Non-current liabilities totalled € 744.5 million, which reflects the level at the end of the previous year. A decline of € 4.6 million in non-current financial liabilities and € 5.0 million in other non-current liabilities was contrasted by an increase of € 3.0 million in non-current provisions. Non-current deferred taxes were € 3.9 million higher than on 31 December 2009. The increase in non-current provisions was related to higher provisions for severance compensation and service anniversary bonuses. Non-current liabilities declined to € 45.1 million following the repayment of a € 1.6 million loan to the owners of non-controlling interests and the partial payment of a non-current liability due to the environmental fund. Current liabilities rose by 2.6% to € 327.2 million. Miscellaneous provisions – which consist primarily of provisions



for goods and services not yet invoiced as well as current obligations to employees – declined € 14.1 million to equal € 76.8 million as of 30 September 2010. In contrast, current financial liabilities rose by € 38.0 million to € 128.6 million. Trade payables decreased from € 103.8 million to € 87.1 million. Other liabilities decreased to € 28.5 million, chiefly due to the above-mentioned repayment of a loan to the owners of non-controlling interests.

### **Cash flow statement**

Profit before taxes (EBT) rose by 18.9% year-on-year to € 94.0 million. A decrease of € 7.2 million in receivables was contrasted by the release of € 0.8 million in government grants as well as an increase of € 0.4 million in inventories and € 14.1 million in provisions. Liabilities rose by € 1.6 million. After the inclusion of € 48.3 million in depreciation and amortisation and € 13.2 million of income tax payments, net cash flow from operating activities amounted to € 151.0 million (1–9/2009: € 108.2 million).

Net cash flow from investing activities equalled minus € 130.0 million for the first nine months of 2010, compared with minus € 99.8 million in the comparable prior year period. Payments for asset additions (excluding financial assets) amounted to € 130.0 million (1–9/2009: € 132.0 million) and payments for the purchase of financial assets amounted to € 0.1 million. In the first nine months of 2009 payments of € 32.2 million were received for current securities.

The € 44.1 million dividend for the 2009 financial year was paid during the reporting period. A € 38.0 million increase in current financial liabilities was contrasted by repayments of € 4.6 million on non-current financial liabilities. The exercise of the put option for the non-controlling interests in KSC Holding a.s., Bratislava, led to a cash outflow of € 6.0 million. The resulting net cash flow from financing activities totalled minus € 16.7 million (1–9/2009: minus € 8.6 million). The change in cash and cash equivalents during the reporting period amounted to € 4.2 million, with cash and cash equivalents amounting to € 9.6 million as of 30 September 2010.

### **Corporate spending**

The major investments during the first nine months of 2010 involved the terminal extension VIE-Skylink at € 43.5 million, security systems at € 7.3 million, technical noise protection and the environmental fund at € 4.2 million, infrastructure extensions for the west expansion at € 2.2 million, passenger security control lines at € 1.4 million, advertising space at € 1.8 million and baggage sorting equipment at € 1.7 million as well as € 1.0 million each for towing vehicles and real estate.

The Skylink project was completely refocused during the past year with new project management and partners. During the necessary interruption of construction as of 30 June 2009, the previous agreements with all contract partners were cancelled and, in total, renegotiated at more favourable conditions for Flughafen Wien AG. In addition, Flughafen Wien AG requested the court-ordered registration of evidence in order to ensure the timely remedy of defects and enforce any claims against the involved contractors.

Following the end of the above-mentioned necessary halt to construction, all firms are now directing their full attention to completing construction on schedule. The pace and scope of construction increased significantly during the summer months. Work on the technical services, which has been given top priority, is proceeding on schedule. A general contractor for the interior construction was commissioned during the first half of July and has already started work. This general contractor was the most important unresolved element required to complete the terminal extension Skylink on schedule, whereby the firm is also responsible for all related building construction: the entire interior, extensive metalworking and exterior facilities. Work will continue as planned during the coming months and a further increase in the volume of construction is expected.

The process timeline prepared by project management confirms the overall schedule with the completion of construction as planned and guarantees the start of operations during the first half of 2012. Projections by the new project management indicate that the project can be completed within the forecasted budget, whereby the goal is to hold the total costs below € 830 million. This amount includes provisions for risk, reserves and the possible commissioning of a general contractor for the entire project. The complete refocusing of the project, the new and coordinated detail planning, previously completed construction and, finally, the selection of a general contractor for the interior construction represent the most important requirements for completion of this project in accordance with the cost and scheduling targets.

Independent of the above steps, the tender to select a general contractor is proceeding at full speed. The decision to award the contract will be based on the economic benefits for Flughafen Wien AG.

The progress of work at the construction site is satisfactory, while efforts are also focused on preparations for the start of operations. The first start-up concepts were prepared and the required organisation is currently being developed. A further step involves the continuation of work on the complex information and communications technology.

The VIE-Skylink project has been the subject of an audit by the Austrian Federal Accounting Office since the end of October 2009. Investigations by the public prosecutor are also currently in progress. Appeals have been filed against the rulings issued by the Austrian Financial Market Authority.

## **Risks of Future Development**

The development of earnings during the first nine months of 2010 was negatively affected by the repeated closing of air space over Europe in reaction to the volcanic ash cloud.

The major risks and uncertainties associated with the remaining three months of the 2010 financial year are connected with the development of the economy and the aviation industry. External factors such as terror, war or other such shocks (e.g. the shutdown of European air space due to natural phenomena) reduce traffic, but cannot be actively managed by an individual company.

Other risks are related to the expansion of airport capacity, above all in connection with the terminal extension VIE-Skylink. Activities relating to the terminal extension VIE-Skylink were resumed as planned in mid-February 2010. Operations in the terminal extension are planned to start during the first half of 2012, independent of the possible selection of a general contractor.

Possible claims for damages in connection with the terminal extension as well as the related consequences are currently under analysis by Flughafen Wien AG together with legal experts.

Another challenge is formed by the environmental impact study for the construction of a third runway. Flughafen Wien AG filed an application with the responsible authorities in the provincial government of the province of Lower Austria for the approval of the project "parallel runway 11R/29L (third runway)" in accordance with the Austrian environmental impact assessment act. A decision on the start of construction will be made after receipt of the final ruling and an analysis of the airport requirements based on long-term forecasts prepared at that time.

The valuation of assets is based on the assumption that Vienna International Airport will maintain its position as an east-west hub with a focus on traffic to the east.

## **Other Information**

Information on significant transactions with related companies and persons is provided in point 6 of the notes to the interim consolidated financial statements.

## Outlook

Preliminary data for October show positive development in all traffic segments. In comparison with October of the previous year, the number of passengers handled in Vienna rose by 11.4%. Flight movements increased 3.8% and maximum take-off weight (MTOW) 14.4%. Passenger traffic (scheduled and charter flights) to Eastern Europe was 19.1% higher in October 2010. The other destinations in Europe and the Middle East recorded growth of 9.9% and 11.2%, respectively. Cargo volume (air cargo and trucking) grew 2.8% to 26,704 tonnes.

Based on the sound development of traffic, Flughafen Wien AG has revised its traffic forecasts for 2010 and now expects a plus of 9.0% in the number of passengers, 10.0% in maximum take-off weight (MTOW) and 1.0% in flight movements.

Latest estimates call for investments of € 129.0 million in 2010. This amount covers replacements and maintenance, but excludes expenditures for the third runway, the purchase of land and borrowing costs capitalised during construction. The reduction in planned investments resulted from the postponed realisation of projects that include the revitalisation of Terminal 2, the forwarding agent building and the bus gates. It also reflects the renegotiation of contracts for the VIE-Skylink project at more favourable conditions and the implementation of other measures that led to an increase in the provision for risk and reserves. In addition, individual investments for the VIE-Skylink project were rescheduled to later periods. The goal is to keep the total costs below € 830 million and to also guarantee the start of operations during the first half of 2012.

We expect to receive the final report of the ex-post environmental impact report for Vienna International Airport at the end of 2010.


Schwechat, 5 November 2010



**Ernest Gabmann**  
Member of the Board



**Herbert Kaufmann**  
Member of the Board  
and Speaker



**Gerhard Schmid**  
Member of the Board

# Segment Reporting

## Segment Results in T€

	1–9/2010	1–9/2009	Change in %
<b>Airport</b>			
External segment revenue	199,309.5	167,943.1	18.7
Segment EBIT	66,267.1	63,164.4	4.9
<b>Handling</b>			
External segment revenue	117,300.0	128,237.5	-8.5
Segment EBIT	13,202.5	11,360.3	16.2
<b>Retail &amp; Properties</b>			
External segment revenue	70,015.8	66,010.9	6.1
Segment EBIT	32,670.5	32,395.3	0.8
<b>Other Segments</b>			
External segment revenue	10,846.3	11,873.2	-8.6
Segment EBIT	564.0	-3,010.1	-118.7

## Airport Segment

The Airport Segment recorded external revenue of € 199.3 million in the first nine months of 2010 (1–9/2009: € 167.9 million). This development was supported by the growth in traffic (passengers: +8.3%, maximum take-off weight: +9.2%) as well as income of € 22.4 million from passenger and baggage controls, which was reclassified to the Airport Segment beginning on 1 December 2009. Income from the reimbursement of costs for security services rose by € 2.5 million year-on-year to € 10.0 million.

In accordance with the tariff formula, the airport tariffs were raised by a net total of 0.5% as of 1 January 2010 to reflect the change in the consumer price index. This adjustment covers a 13.0% reduction in the landing tariff as well as a 7.3% increase in the passenger tariff, and gives Vienna International Airport a tariff structure that remains highly competitive. All applications for tariff adjustments must be authorised by the Austrian civil aviation authority, which approved the formula for tariff adjustments based on the index model up to the end of 2011.

The share of passengers handled by the Austrian Airlines Group at Vienna International Airport rose by 13.1% during the reporting period, raising this carrier's share of the total passenger volume from 49.4% to 51.6%. The low-cost carriers recorded a plus of 0.9 percentage points in the number of passengers departing from Vienna. Their share of the total passenger volume declined 1.6 percentage points to 21.8%.

External operating expenses rose by € 8.7 million over the comparable prior year level to € 84.2 million. Personnel expenses were 4.1% higher than the first nine months of 2009 due to wage and salary increases mandated by collective bargaining agreements as well as overtime work and one-off payments. Other operating expenses increased € 8.1 million to € 33.2 million due to higher expenditures for maintenance, third party services, insurance, rentals, marketing and market communication. Depreciation and amortisation declined € 0.7 million to € 25.1 million. Internal operating expenses rose by € 22.6 million to € 77.0 million (1–9/2009: € 54.3 million), in part due to services purchased from the Handling Segment for passenger and baggage controls. Segment EBITDA amounted to € 91.4 million (1–9/2009: € 89.0 million) and segment EBIT € 66.3 million (1–9/2009: € 63.2 million) for the reporting period.

## Handling Segment

The Handling Segment includes VIE-Handling and its subsidiary Vienna Aircraft Handling GmbH as well as the security control services provided by the subsidiary Vienna International Airport Security Services Ges.m.b.H. (VIAS). This segment generated external revenue € 117.3 million in the first nine months of 2010 (1–9/2009: € 128.2 million), which represents a decline of € 10.9 million or 8.5%.

This development reflects a change from the prior year through the reclassification of revenue from passenger and baggage controls (1–9/2010: € 18.7 million) to internal revenue. Therefore, external revenue from security controls and other services provided by VIAS was € 19.4 million lower than the comparable prior year amount at € 2.5 million. VIAS personnel expenses were reduced by € 0.1 million, while other operating expenses declined € 0.5 million.

The general aviation sector (VAH) reported 6.2% decline in revenue to € 5.4 million. The cost of consumables and services was reduced by € 0.4 million and personnel expenses by 3.3%.

Revenue recorded by VIE-Handling from apron services increased 3.3% to € 76.6 million, while revenue from traffic handling remained nearly unchanged at € 7.5 million. Revenue from cargo handling rose by 34.2% to € 25.3 million. The average market share of VIE-Handling in aircraft handling declined 0.8 percentage points to 89.3%. The cost of consumables was € 0.5 million higher than in the first nine months of the previous year. Personnel expenses recorded by VIE-Handling rose by € 5.7 million, above all due to one-off payments and an increase in overtime work.

External operating expenses recorded by the Handling Segment rose by € 5.5 million or 4.7% to € 120.5 million for the first nine months of 2010. This change included a € 5.5 million increase in personnel costs and a € 0.2 million decline in depreciation and amortisation.

Segment EBITDA rose to € 18.3 million (1–9/2009: € 16.7 million) and segment EBIT to € 13.2 million (1–9/2009: € 11.4 million).

## **Retail & Properties Segment**

The Retail & Properties Segment comprises shopping, gastronomy and parking activities as well as the development and marketing of properties. This segment reported a 6.1% rise in external revenue to € 70.0 million for the reporting period, which resulted primarily from an increase of 13.6% in parking revenue to € 26.1 million. Revenue from rentals fell by 3.1% to € 24.0 million, but revenue from shopping and gastronomy rose by 9.0% to € 19.9 million.

The cost of materials was € 0.3 million higher, above all due to an increase in other expenses charged out. Personnel expenses remained nearly constant in comparison with the comparable prior year period at € 3.8 million. Other operating expenses increased € 0.8 million to € 12.8 million, mainly due to higher expenditures for marketing and market communication. In contrast, rental expenses were lower. Intra-segment charges led to an increase of € 2.5 million in internal operating costs to € 21.9 million. In the first nine months of 2010 the Retail & Properties Segment generated EBITDA of € 43.6 million (1–9/2009: € 43.0 million) and EBIT of € 32.7 million (1–9/2009: € 32.4 million).

## **Other Segments**

The reporting segment "Other Segments" provides a wide range of services for other segments of the Flughafen Wien Group as well as external customers. These services include technical work and repairs, infrastructure maintenance, energy supply and waste disposal, telecommunications and information technology, electromechanical and building services, the construction and maintenance of infrastructure facilities, construction management and consulting.

This segment also includes the Group companies that directly or indirectly hold shares in associates or joint ventures in foreign countries and have no other operating activities. External revenue for the first nine months of 2010 totalled € 10.8 million (1–9/2009: € 11.9 million) while internal revenue rose to € 54.0 million (1–9/2009: € 50.8 million). Other internal and external income increased by a total of € 2.5 million to € 5.7 million.

The cost of consumables and services increased € 0.6 million to € 16.7 million, primarily due to higher expenses charged out. Personnel expenses rose by € 1.6 million or 6.4% to € 26.4 million, while depreciation and amortisation were 2.8% higher at € 7.9 million. Other operating expenses declined € 1.8 million to € 12.4 million. Increased expenditures for maintenance and third party services as well as legal and consulting fees were contrasted by a decline in other operating expenses. Internal operating expenses rose by € 0.4 million to € 6.5 million. This segment recorded EBITDA of € 8.5 million (1–9/2009: € 4.7 million) and EBIT of € 0.6 million (1–9/2009: minus € 3.0 million) for the first nine months of 2010.



# Consolidated Interim Financial Statements

Consolidated Income Statement in T€	Change				
	1-9/2010	1-9/2009	in %	7-9/2010	7-9/2009
<b>Revenue</b>	<b>397,814.6</b>	<b>374,353.6</b>	<b>6.3</b>	<b>144,651.5</b>	<b>129,768.3</b>
Other operating income	11,347.0	10,637.1	6.7	3,830.8	4,256.6
<b>Operating income</b>	<b>409,161.6</b>	<b>384,990.7</b>	<b>6.3</b>	<b>148,482.3</b>	<b>134,024.9</b>
Consumables and services used	-28,553.3	-26,991.6	5.8	-8,207.6	-8,108.5
Personnel expenses	-168,522.6	-160,183.2	5.2	-56,146.8	-52,579.1
Other operating expenses	-67,613.3	-65,212.0	3.7	-25,321.2	-20,854.1
<b>Earnings before interest, taxes, depreciation and amortisation (EBITDA)</b>	<b>144,472.3</b>	<b>132,603.9</b>	<b>9.0</b>	<b>58,806.7</b>	<b>52,483.1</b>
Depreciation and amortisation	-49,268.5	-49,838.3	-1.1	-16,217.1	-16,413.3
<b>Earnings before interest and taxes (EBIT)</b>	<b>95,203.9</b>	<b>82,765.6</b>	<b>15.0</b>	<b>42,589.6</b>	<b>36,069.8</b>
Income from investments, excl. companies at equity	311.5	225.0	38.5	0.0	225.0
Net financing costs	-5,090.8	-7,247.7	-29.8	-1,114.6	-3,821.9
Other financial expense/income	32.3	-33.8	-195.6	10.8	0.0
Financial results, excl. companies at equity	-4,746.9	-7,056.5	-32.7	-1,103.8	-3,596.9
Income from companies at equity	3,549.7	3,362.5	5.6	2,665.7	2,290.5
<b>Financial results</b>	<b>-1,197.2</b>	<b>-3,694.0</b>	<b>-67.6</b>	<b>1,561.9</b>	<b>-1,306.4</b>
<b>Profit before taxes (EBT)</b>	<b>94,006.6</b>	<b>79,071.5</b>	<b>18.9</b>	<b>44,151.6</b>	<b>34,763.4</b>
Income taxes	-21,818.4	-18,309.6	19.2	-10,063.7	-8,136.1
<b>Net profit for the period</b>	<b>72,188.3</b>	<b>60,761.9</b>	<b>18.8</b>	<b>34,087.9</b>	<b>26,627.3</b>
Thereof attributable to:					
<b>Equity holders of the parent</b>	<b>72,204.4</b>	<b>60,771.4</b>	<b>18.8</b>	<b>34,100.8</b>	<b>26,630.5</b>
Non-controlling interests	-16.2	-9.5	70.3	-12.9	-3.2
Earnings per share in € basic/diluted	3.44	2.89	19.0	1.63	1.26

<b>Consolidated Statement of Comprehensive Income in T€</b>	<b>1–9/2010</b>	<b>1–9/2009</b>	<b>Change</b>	<b>7–9/2010</b>	<b>7–9/2009</b>
			<b>in %</b>		
<b>Net profit for the period</b>	<b>72,188.3</b>	<b>60,761.9</b>	<b>18.8</b>	<b>34,087.9</b>	<b>26,627.3</b>

**Income and expenses**

**recognised directly in equity**

Change in fair value of					
available-for-sale securities	1,104.0	948.6	16.4	-639.4	1,873.5
Fair value measurement of put option					
held by non-controlling interests	2,122.1	0.0	n.a.	0.0	0.0
Cash flow hedge	12.0	-212.8	-105.6	85.5	-39.4
Deferred taxes on items					
recognised directly in equity	-279.0	-183.9	51.7	138.5	-458.5
<b>Other comprehensive income</b>	<b>2,959.1</b>	<b>551.8</b>	<b>436.3</b>	<b>-415.4</b>	<b>1,375.6</b>
<b>Total comprehensive income</b>	<b>75,147.4</b>	<b>61,313.7</b>	<b>22.6</b>	<b>33,672.5</b>	<b>28,002.9</b>
Thereof attributable to:					
<b>Equity holders of the parent</b>	<b>75,163.5</b>	<b>61,323.2</b>	<b>22.6</b>	<b>33,685.4</b>	<b>28,006.0</b>
Non-controlling interests	-16.2	-9.5	70.3	-12.9	-3.2

<b>Consolidated Balance Sheet in T€</b>	<b>30.9.2010</b>	<b>31.12.2009</b>	<b>Change in %</b>
<b>ASSETS</b>			
<b>Non-current assets</b>			
Intangible assets	12,766.1	12,977.6	-1.6
Property, plant and equipment	1,510,884.9	1,471,339.5	2.7
Investment property	124,350.0	126,896.0	-2.0
Investments accounted for using the equity method	108,406.5	107,368.9	1.0
Other financial assets	3,971.0	3,923.3	1.2
	<b>1,760,378.6</b>	<b>1,722,505.4</b>	<b>2.2</b>
<b>Current assets</b>			
Inventories	3,718.9	3,310.8	12.3
Securities	63,988.7	62,884.7	1.8
Receivables and other assets	59,854.4	66,802.0	-10.4
Cash and cash equivalents	9,603.7	5,428.6	76.9
	<b>137,165.7</b>	<b>138,426.2</b>	<b>-0.9</b>
<b>Total ASSETS</b>	<b>1,897,544.3</b>	<b>1,860,931.6</b>	<b>2.0</b>
<b>EQUITY AND LIABILITIES</b>			
<b>Equity</b>			
Share capital	152,670.0	152,670.0	0.0
Capital reserves	117,657.3	117,657.3	0.0
Other reserves	5,483.9	4,646.9	18.0
Retained earnings	549,781.2	519,554.7	5.8
Non-controlling interests	247.4	263.6	-6.1
	<b>825,839.8</b>	<b>794,792.4</b>	<b>3.9</b>
<b>Non-current liabilities</b>			
Provisions	95,960.0	92,943.0	3.2
Financial liabilities	586,998.6	591,551.6	-0.8
Other liabilities	45,109.6	50,137.6	-10.0
Deferred tax liabilities	16,475.1	12,567.8	31.1
	<b>744,543.3</b>	<b>747,199.9</b>	<b>-0.4</b>
<b>Current liabilities</b>			
Provisions for taxation	6,057.6	835.0	625.4
Other provisions	76,784.1	90,863.2	-15.5
Financial liabilities	128,627.2	90,671.6	41.9
Trade payables	87,143.8	103,804.1	-16.0
Other liabilities	28,548.4	32,765.3	-12.9
	<b>327,161.1</b>	<b>318,939.3</b>	<b>2.6</b>
<b>Total EQUITY AND LIABILITIES</b>	<b>1,897,544.3</b>	<b>1,860,931.6</b>	<b>2.0</b>

<b>Consolidated Cash Flow Statement in T€</b>	<b>1–9/2010</b>	<b>1–9/2009</b>	<b>Change in %</b>
<b>Net cash flow from operating activities</b>	<b>150,957.5</b>	<b>108,162.7</b>	<b>39.6</b>
+ Payments received on the disposal of non-current assets (excl. non-current financial assets)	37.8	19.6	92.6
+ Payments received on the disposal of financial assets	2.2	3.3	-34.4
- Payments made for the purchase of non-current assets (excl. non-current financial assets)	-129,991.1	-132,019.2	-1.5
- Payments made for the purchase of financial assets	-85.9	0.0	n.a.
+ Payments received for other financial assets (securities)	0.0	32,152.6	-100.0
<b>Net cash flow from investing activities</b>	<b>-130,037.1</b>	<b>-99,843.7</b>	<b>30.2</b>
- Dividend	-44,100.0	-54,600.0	-19.2
+ Change in non-controlling interests	-6,047.9	289.2	n.a.
+ Change in financial liabilities	33,402.6	45,682.3	-26.9
<b>Net cash flow from financing activities</b>	<b>-16,745.2</b>	<b>-8,628.4</b>	<b>94.1</b>
<b>Change in cash and cash equivalents</b>	<b>4,175.2</b>	<b>-309.4</b>	<b>-1,449.4</b>
+ Cash and cash equivalents at the beginning of the period	5,428.6	6,642.8	-18.3
<b>Cash and cash equivalents at the end of the period</b>	<b>9,603.7</b>	<b>6,333.4</b>	<b>51.6</b>

Attributable to  
equity holders of the parent

<b>Consolidated Statement of Changes in Equity in T€</b>	<b>Attributable to equity holders of the parent</b>					<b>Non con- trolling</b>	
	<b>Share capital</b>	<b>Capital reserves</b>	<b>Total other reserves</b>	<b>Retained earnings</b>	<b>Total</b>	<b>interests</b>	<b>Total</b>
<b>Balance on 1.1.2009</b>	<b>152,670.0</b>	<b>117,657.3</b>	<b>5,726.8</b>	<b>500,052.7</b>	<b>776,106.8</b>	<b>277.5</b>	<b>776,384.3</b>
Other comprehensive income	0.0	0.0	551.8	0.0	551.8	0.0	551.8
Net profit for the period	0.0	0.0	0.0	60,771.4	60,771.4	-9.5	60,761.9
<b>Total comprehensive income</b>	<b>0.0</b>	<b>0.0</b>	<b>551.8</b>	<b>60,771.4</b>	<b>61,323.2</b>	<b>-9.5</b>	<b>61,313.7</b>
Dividend	0.0	0.0	0.0	-54,600.0	-54,600.0	0.0	-54,600.0
<b>Balance on 30.9.2009</b>	<b>152,670.0</b>	<b>117,657.3</b>	<b>6,278.6</b>	<b>506,224.2</b>	<b>782,830.1</b>	<b>268.0</b>	<b>783,098.1</b>
<b>Balance on 1.1.2010</b>	<b>152,670.0</b>	<b>117,657.3</b>	<b>4,646.9</b>	<b>519,554.7</b>	<b>794,528.9</b>	<b>263.6</b>	<b>794,792.4</b>
Other comprehensive income	0.0	0.0	837.0	2,122.1	2,959.1	0.0	2,959.1
Net profit for the period	0.0	0.0	0.0	72,204.4	72,204.4	-16.2	72,188.3
<b>Total comprehensive income</b>	<b>0.0</b>	<b>0.0</b>	<b>837.0</b>	<b>74,326.6</b>	<b>75,163.5</b>	<b>-16.2</b>	<b>75,147.4</b>
Dividend	0.0	0.0	0.0	-44,100.0	-44,100.0	0.0	-44,100.0
<b>Balance on 30.9.2010</b>	<b>152,670.0</b>	<b>117,657.3</b>	<b>5,483.9</b>	<b>549,781.2</b>	<b>825,592.4</b>	<b>247.4</b>	<b>825,839.8</b>

## Selected Notes

### **(1) Basis of preparation**

The condensed consolidated interim financial statements of Flughafen Wien AG as of 30 September 2010 were prepared in accordance with IAS 34, as adopted by the European Union (EU).

In agreement with IAS 34 (Interim Financial Reporting), the condensed consolidated interim financial statements do not include all information and disclosures that are required for annual financial statements, and should be read in connection with the consolidated financial statements of Flughafen Wien AG as of 31 December 2009.

### **(2) Significant accounting policies**

The same accounting and valuation policies and calculation methods applied in preparing the annual financial statements for 2009 were used to prepare the interim financial statements as of 30 September 2010, with the exception of the standards that require first-time application during the reporting period. Additional information on these accounting and valuation policies as well as the new standards that require mandatory application as of 1 January 2010 is provided in the consolidated financial statements as of 31 December 2009, which form the basis for these condensed consolidated interim financial statements. The use of automatic data processing equipment may lead to rounding differences in the addition of rounded amounts and percentage rates.

### **(3) Information on operating segments (IFRS 8)**

The Flughafen Wien Group applied IFRS 8 for the first time as of 1 January 2009. IFRS 8 follows the management approach much more rigorously than IAS 14 and calls for segment reporting that is based solely on the internal organisation and reporting structure as well as the internal measurement indicators used by the company.

IFRS 8 identifies operating segments as components of a company: that engage in business activities from which they can earn revenues and incur expenses (also together with and from other segments); and whose operating results are regularly reviewed by the company's chief operating decision-makers to make decisions about resources to be allocated to the segment and assess its performance; and for which discrete financial information is available.

In accordance with the previously applicable provisions of IAS 14, a company was required to define two types of segments (operating segments and geographical segments) based on the "risks and rewards" approach. The system for internal reporting to management represented the starting point for the identification of these segments.

The introduction of IFRS 8 resulted in strict compliance with the management approach. The starting point is formed by the operating segments that meet the quantitative thresholds defined in IFRS 8.13 and are therefore reportable. Operating segments that exhibit similar characteristics as defined in IFRS 8.12 and are also similar to the other factors described

in IFRS 8.12 are aggregated together with these reportable segments into a single operating segment. Activities that are not reportable in their own right and cannot be aggregated with other reportable segments are combined into the category "Other Segments" in agreement with IFRS 8.16.

### **Airport**

The aviation and airport services business segments are combined into the reportable operating segment "Airport". The activities of the Aviation Segment consist primarily of the traditional services performed by an airport operator. These services include the operation and maintenance of aircraft movement areas and the terminals as well as all equipment and facilities involved in passenger and baggage handling, including the VIP Center and VIP lounges. The fees for these services are generally subject to tariff regulations. The airport services unit provides wide a range of services to support airport operations, to deal with emergencies and disruptions and to ensure security. Vöslau Airport is also allocated to the Airport Segment.

### **Handling**

The Handling Segment supplies a broad range of services for the handling of aircraft and passengers on scheduled and charter flights. It is also responsible for the handling of general aviation aircraft and passengers as well as the operation of the General Aviation Center. In addition, security controls for persons and hand luggage are provided by the Handling Segment. Revenue from security controls was classified as internal revenue beginning in December 2009.

### **Retail & Properties**

The Retail & Properties Segment provides various services to support airport operations, including shopping, gastronomy and parking. Activities related to the development and marketing of real estate are also included in this segment.

### **Other Segments**

This segment comprises various services that are provided to other operating segments as well as external customers, and include technical services and repairs, infrastructure maintenance, energy supply and waste disposal, telecommunications and information technology, electromechanical and building services, the construction and maintenance of infrastructure facilities, construction management and consulting.

Also allocated to this segment are the subsidiaries of Flughafen Wien AG that hold shares in associates and joint ventures in foreign countries and have no other operating activities.

## Revenues and Segment Reporting 2010

1–9/2010 in T€	Airport	Handling	Retail & Properties	Other Segments	Group
External segment revenue	199,309.5	117,300.0	70,015.8	10,846.3	397,471.5
Internal segment revenue	25,193.9	39,359.2	11,975.3	53,979.7	
Segment revenue	224,503.4	156,659.2	81,991.0	64,826.0	
Other external revenue <sup>1)</sup>					343.1
<b>Group revenue</b>					<b>397,814.6</b>
Segment results	66,267.1	13,202.5	32,670.5	564.0	112,704.1
Other (not allocated)					-17,500.2
<b>Group EBIT</b>					<b>95,203.9</b>

1) Other external revenue is related solely to the administrative area.

## Revenues and Segment Reporting 2009

1–9/2009 in T€	Airport	Handling	Retail & Properties	Other Segments	Group
External segment revenue	167,943.1	128,237.5	66,010.9	11,873.2	374,064.7
Internal segment revenue	21,642.1	19,907.3	11,462.2	50,844.9	
Segment revenue	189,585.2	148,144.7	77,473.1	62,718.1	
Other external revenue <sup>1)</sup>					288.9
<b>Group revenue</b>					<b>374,353.6</b>
Segment results	63,164.4	11,360.3	32,395.3	-3,010.1	103,909.8
Other (not allocated)					-21,144.3
<b>Group EBIT</b>					<b>82,765.6</b>

1) Other external revenue is related solely to the administrative area.

## Reconciliation of reportable segment results to Group EBIT

in T€	1–9/2010	1–9/2009
Total reported segment results (EBIT)	112,704.1	103,909.8

### Administration

Revenue	4,474.2	4,194.5
Other operating income	942.4	1,744.2
Consumables	-365.7	-226.9
Personnel expenses	-9,848.6	-9,469.4
Other operating expenses	-12,482.4	-17,055.2
Depreciation and amortisation	-220.2	-331.4
<b>Total not allocated</b>	<b>-17,500.2</b>	<b>-21,144.3</b>
<b>Group EBIT</b>	<b>95,203.9</b>	<b>82,765.6</b>

The non-allocated items shown in the reconciliation are related solely to the administrative area.

**Segment assets**

in T€	30.9.2010	31.12.2009
<b>Assets by segment</b>		
Airport	1,231,786.7	1,182,614.6
Handling	37,824.3	40,832.8
Retail & Properties	349,678.3	356,738.1
Other Segments	184,078.0	184,953.6
<b>Total assets in reportable segments</b>	<b>1,803,367.3</b>	<b>1,765,139.0</b>
<b>Assets not allocated to a specific segment</b>		
Intangible assets and property, plant and equipment used in administration	943.5	1,084.5
Other financial assets	3,358.1	3,310.4
Non-current receivables	111.3	111.3
Current securities	63,988.7	62,884.7
Inventories	97.0	113.3
Trade receivables	37.8	33.3
Receivables due from subsidiaries	58.3	456.1
Receivables due from investments recorded at equity	47.6	140.3
Receivables due from taxation authorities	6,764.5	14,040.0
Other receivables and assets	4,565.7	5,315.6
Prepaid expenses and deferred charges	4,600.7	2,874.6
Cash and cash equivalents	9,603.7	5,428.6
<b>Total not allocated</b>	<b>94,176.9</b>	<b>95,792.6</b>
<b>Group assets</b>	<b>1,897,544.3</b>	<b>1,860,931.6</b>

**(4) Seasonality of the airport business**

Revenue and earnings recorded by Flughafen Wien AG for the first and fourth quarters of the calendar year are generally lower than the second and third quarters due to the seasonal distribution of business in the aviation industry. These higher results are a consequence of the increase in the number of passengers during the vacation season in Europe.

**(5) Consolidation range**

These consolidated interim financial statements include Flughafen Wien AG as well as 14 domestic (31.12.2009: 12) and five foreign (31.12.2009: five) subsidiaries over which Flughafen Wien AG exercises control. In addition, four domestic companies (31.12.2009: three) and four foreign companies (31.12.2009: four) are included using the equity method.

An additional stake in SCA Schedule Coordination Austria GmbH was acquired for € 68,400 through a contract of assignment dated 22 October 2009; this stake represents a fully paid-in share with a nominal value of € 6,750. In accordance with point six of the assignment contract, all rights and obligations connected with this investment were transferred to the new shareholder as of 31 December 2009. Goodwill of € 8,536.20 is attributed to the acquired



stake; this goodwill is included in the carrying amount of the investment in accordance with IAS 28.23 and is not shown separately.

A 19.05% stake in KSC Holding a.s. was acquired through a contract of assignment dated 18 June 2010. The Flughafen Wien Group now holds 100% of the shares in this company which, in turn, owns 66% of Košice Airport. The results of the fair value measurement of the related put option held by the non-controlling interests were recognised directly in equity during the reporting period and are reported under other comprehensive income.

Two subsidiaries were founded during the first nine months of 2010: VIE ÖBA and Vienna Auslands Projektentwicklung und Beteiligung GmbH.

Seven subsidiaries and one associated company were not included in the consolidated interim financial statements because they are immaterial for the provision of a true and fair view of the asset, financial and earnings position of the Group.

## **(6) Other information**

There were no material changes in liabilities or other financial obligations since the last balance sheet date.


The circle of related companies and persons has remained unchanged since the preparation of the 2009 annual financial statements. No material transactions were conducted with related companies or persons during the first nine months of 2010 or in the comparable prior year period.

These consolidated interim financial statements and the interim group management report were neither audited nor reviewed by a chartered accountant.

## **(7) Events after the end of the interim reporting period**

Other events after the end of the interim reporting period that are of material importance for recognition and measurement as of 30 September 2010, such as outstanding legal proceedings or claims for damages as well as other obligations and impending losses which must be recognised or disclosed in accordance with IAS 10, are included in these interim financial statements or are not known.


Schwechat, 5 November 2010



**Ernest Gabmann**  
Member of the Board



**Herbert Kaufmann**  
Member of the Board  
and Speaker




**Gerhard Schmid**  
Member of the Board

## Statement by the members of the Management Board in accordance with § 87 (1) of the Austrian Stock Exchange Act

We confirm to the best of our knowledge that the condensed consolidated interim financial statements provide a true and fair view of the assets, liabilities, financial position and profit of the group as required by the applicable accounting standards and that the group management report provides a true and fair view of important events that occurred during the first nine months of the financial year and their impact on the condensed consolidated interim financial statements as well as the principal risks and uncertainties for the remaining three months of the financial year and the major related party transactions disclosed.


Schwechat, 5 November 2010



**Ernest Gabmann**  
Member of the Board



**Herbert Kaufmann**  
Member of the Board  
and Speaker



**Gerhard Schmid**  
Member of the Board



If you like this quarterly report, you should see our latest annual report.

Order a copy now!

**Investor Relations**

Mario Santi

Telephone: +43/1/7007-22826

e-mail: [investor-relations@viennaairport.com](mailto:investor-relations@viennaairport.com)

**Imprint**

Publisher: Flughafen Wien AG, Communications - P.O. Box 1, A-1300 Wien-Flughafen,  
Telephone: +43/1/7007-23333, Telefax: +43/1/7007-23805

Investor Relations: Mario Santi, Telephone: +43/1/7007-22826, Telefax: +43/1/7007-23058,  
e-mail: [investor-relations@viennaairport.com](mailto:investor-relations@viennaairport.com)

<http://www.viennaairport.com> · Data Registry Nr.: 008613 · Corporate Register Nr.: FN 42984 m ·  
Court of Registry: Provincial Court in Korneuburg · Printed by: AV + Astoria Druckzentrum



Open For New Horizons.

[WWW.VIENNAAIRPORT.COM](http://WWW.VIENNAAIRPORT.COM)