

Erste Group
Annual Financial Report 2021

Table of contents

Annual Report 2021	1
Letter from the CEO	4
Report of the supervisory board	6
Report of the audit committee	8
(Consolidated) non-financial report	57
(Consolidated) corporate governance report	95
Audited financial reporting	
Auditors' report (report of the independent auditors)	112
Management report	117
Consolidated financial statements	128
Glossary, Abbreviations	294
Statement of all members of the management board	299
Financial Statements 2021	301

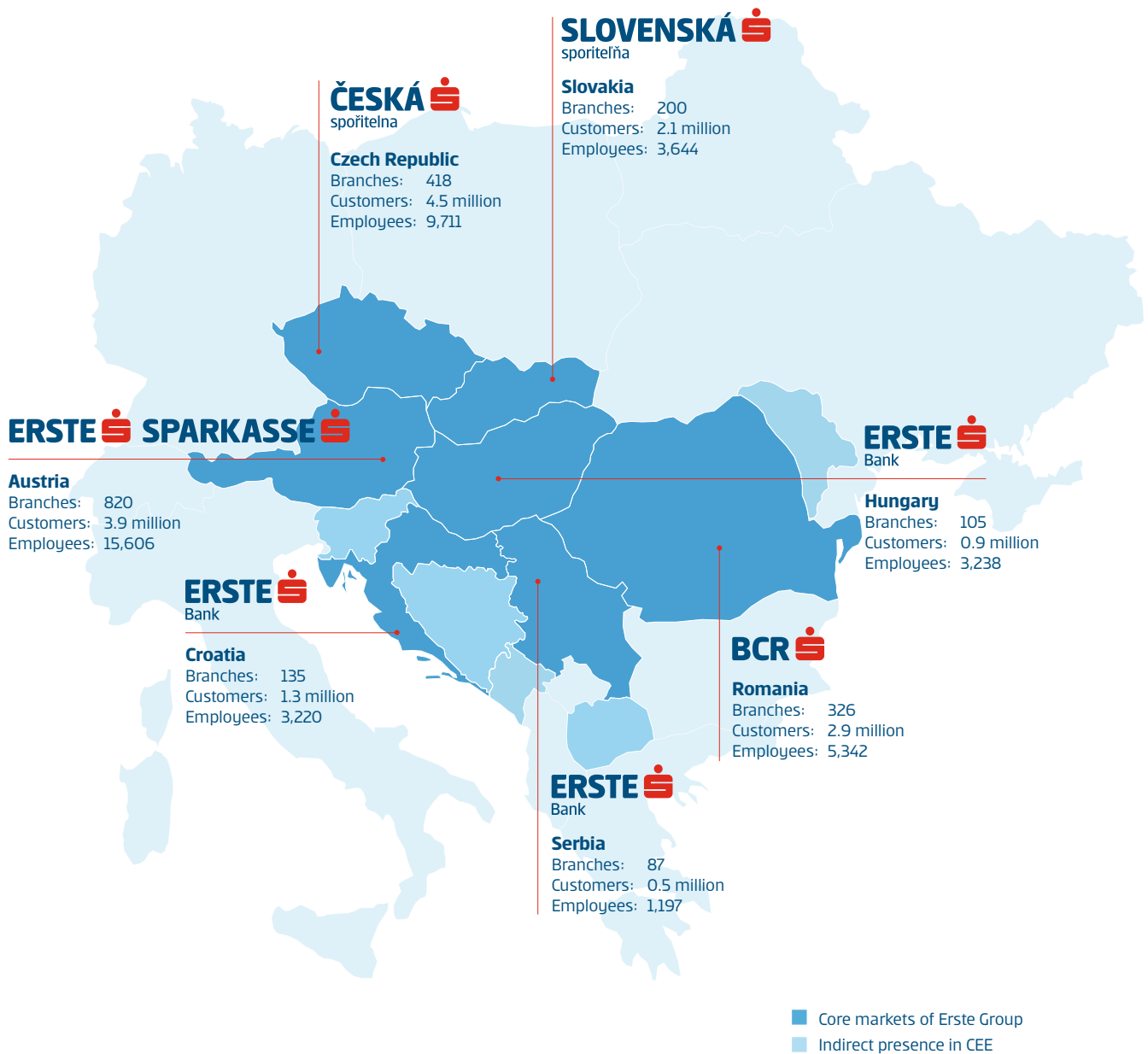
Imprint

Erste Group Bank AG
Am Belvedere 1, 1100 Vienna, Austria
E-Mail: investor.relations@erstegroup.com
Internet: <https://www.erstegroup.com/en/investoren>

Responsible for the content:
Investor Relations & Accounting Teams, Erste Group

Erste Group
Annual Report 2021

Extensive presence in Central and Eastern Europe



Key financial and operating data

Income statement (in EUR million)	2017	2018	2019	2020	2021
Net interest income	4,353.2	4,582.0	4,746.8	4,774.8	4,975.7
Net fee and commission income	1,851.6	1,908.4	2,000.1	1,976.8	2,303.7
Net trading result and gains/losses from financial instruments at FVPL	210.5	193.7	293.8	199.5	231.8
Operating income	6,669.0	6,915.6	7,255.9	7,155.1	7,742.0
Operating expenses	-4,158.2	-4,181.1	-4,283.3	-4,220.5	-4,306.5
Operating result	2,510.8	2,734.6	2,972.7	2,934.6	3,435.5
Impairment result from financial instruments	-132.0	59.3	-39.2	-1,294.8	-158.8
Other operating result	-457.4	-304.5	-628.2	-278.3	-310.5
Pre-tax result from continuing operations	2,077.8	2,495.0	2,329.7	1,368.0	2,933.4
Net result attributable to owners of the parent	1,316.2	1,793.4	1,470.1	783.1	1,923.4
Net interest margin (on average interest-bearing assets)	2.40%	2.30%	2.18%	2.08%	2.05%
Cost/income ratio	62.4%	60.5%	59.0%	59.0%	55.6%
Provisioning ratio (on average gross customer loans)	0.09%	-0.03%	0.02%	0.78%	0.09%
Tax rate	19.7%	13.3%	18.0%	25.0%	17.9%
Return on tangible equity	11.5%	15.2%	11.2%	5.1%	12.7%
Earnings per share (in EUR)	2.94	4.02	3.23	1.57	4.17
Balance sheet (in EUR million)	Dec 17	Dec 18	Dec 19	Dec 20	Dec 21
Cash and cash balances	21,796	17,549	10,693	35,839	45,495
Trading, financial assets	42,752	43,930	44,295	46,849	53,211
Loans and advances to banks	9,126	19,103	23,055	21,466	21,001
Loans and advances to customers	139,532	149,321	160,270	166,050	180,268
Intangible assets	1,524	1,507	1,368	1,359	1,362
Miscellaneous assets	5,929	5,382	6,012	5,830	6,090
Total assets	220,659	236,792	245,693	277,394	307,428
Financial liabilities held for trading	3,423	2,508	2,421	2,625	2,474
Deposits from banks	16,349	17,658	13,141	24,771	31,886
Deposits from customers	150,969	162,638	173,846	191,070	210,523
Debt securities issued	25,095	29,738	30,371	30,676	32,130
Miscellaneous liabilities	6,535	5,381	5,437	5,840	6,902
Total equity	18,288	18,869	20,477	22,410	23,513
Total liabilities and equity	220,659	236,792	245,693	277,394	307,428
Loan/deposit ratio	92.4%	91.8%	92.2%	86.9%	85.6%
NPL ratio	4.0%	3.2%	2.5%	2.7%	2.4%
NPL coverage ratio (based on AC loans, ex collateral)	68.8%	73.4%	77.1%	88.6%	90.9%
Texas ratio	29.2%	24.5%	19.9%	20.3%	18.3%
Total own funds (CRR final, in EUR million)	20,337	20,891	21,961	23,643	24,758
CET1 capital ratio (CRR final)	12.9%	13.5%	13.7%	14.2%	14.5%
Total capital ratio (CRR final)	18.2%	18.1%	18.5%	19.7%	19.1%
About the share	2017	2018	2019	2020	2021
Shares outstanding at the end of the period	429,800,000	429,800,000	429,800,000	429,800,000	429,800,000
Weighted average number of outstanding shares	426,679,572	426,696,221	426,565,097	426,324,725	426,246,662
Market capitalisation (in EUR billion)	15.5	12.5	14.4	10.7	17.8
High (in EUR)	37.99	42.38	37.07	35.6	41.95
Low (in EUR)	27.46	28.10	28.23	15.34	24.80
Closing price (in EUR)	36.105	29.05	33.56	24.94	41.35
Price/earnings ratio	11.8	7.0	9.8	13.7	9.2
Dividend per share (in EUR)	1.20	1.40	0.00	1.50	1.60
Payout ratio	39.2%	33.6%	0.0%	82.3%	35.8%
Dividend yield	3.3%	4.8%	0.0%	6.0%	3.9%
Book value per share	30.0	31.1	32.9	34.0	36.7
Price/book ratio	1.2	0.9	1.0	0.7	1.1
Additional information	Dec 17	Dec 18	Dec 19	Dec 20	Dec 21
Employees (full-time equivalents)	47,702	47,397	47,284	45,690	44,596
Branches	2,565	2,507	2,373	2,193	2,091
Customers (in million)	16.1	16.2	16.6	16.1	16.1

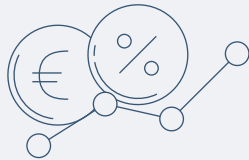
CRR: Capital Requirements Regulation

Shares outstanding include Erste Group shares held by savings banks that are members of the Haftungsverbund (cross-guarantee system).

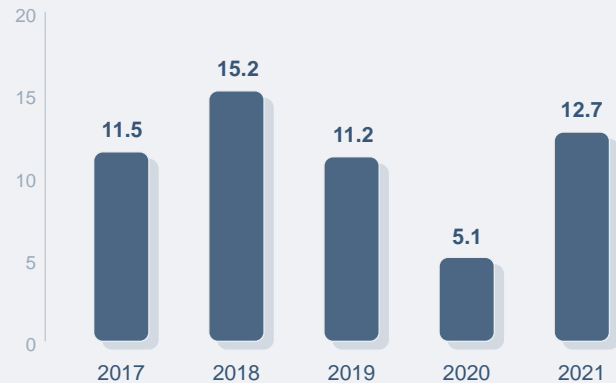
The dividend for the financial year 2020 was paid in two tranches. On 19 May 2021, the annual general meeting resolved to pay a dividend of EUR 0.5 per share. An additional EUR 1 per share was reserved for a potential later payment. After expiry of the ECB recommendation, this dividend was paid in December 2021 as resolved by the extraordinary general meeting of 25 November 2021.

Financial data

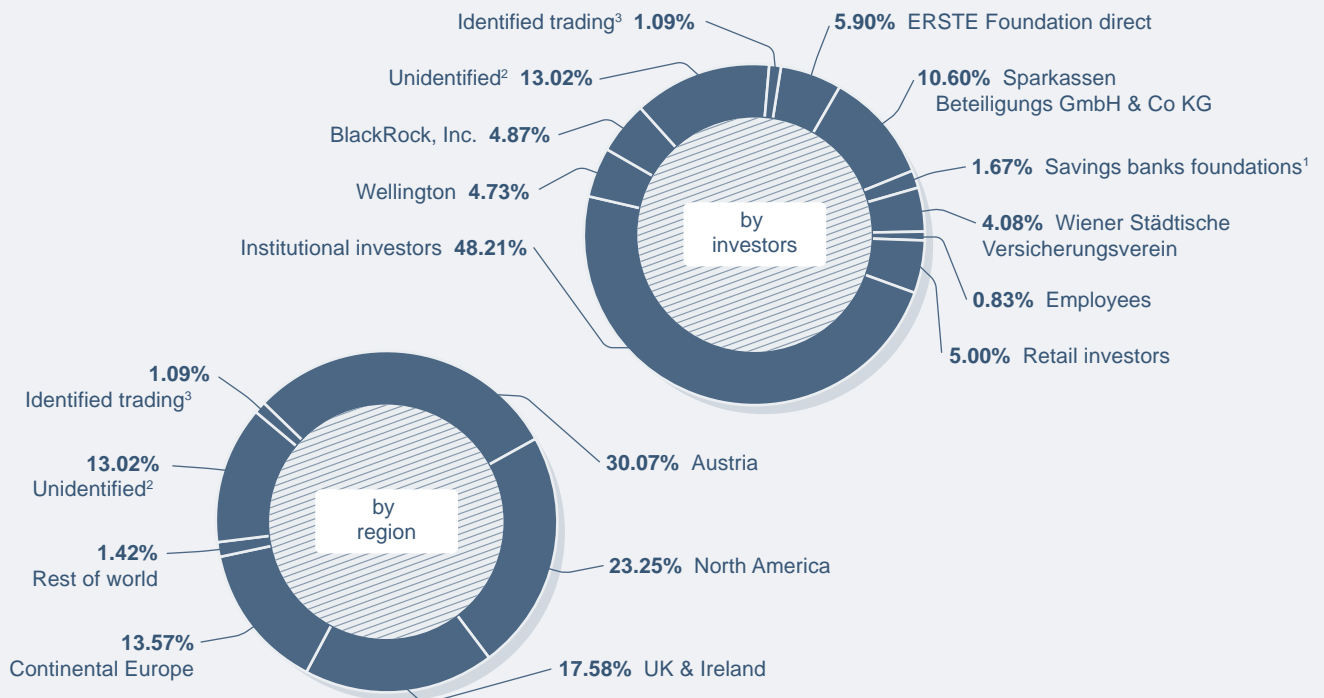
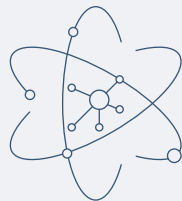
Earnings per share
in €



Return on tangible equity, ROTE
in %



Shareholder structure
as of 31 December 2021




¹ Syndicated savings banks foundations, own holdings of savings banks, Erste Employees Foundation

² Unidentified institutional and retail investors

³ Incl. market makers, prime brokerage, proprietary trading, collateral and stock lending position reported through custodian banklists

Cost/income ratio

in %



Net interest margin

in %



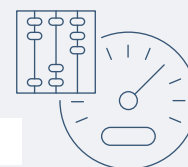
Financial calendar



29 April	Results for the first quarter 2022
8 May	Record date Annual General Meeting
18 May	Annual General Meeting
23 May	Ex-dividend day
24 May	Record date dividend
25 May	Dividend payment
1 August	Half-year financial report 2022
4 November	Results for the first three quarters 2022

Ratings

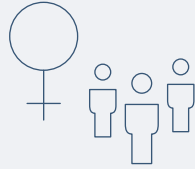
as of 31 December 2021



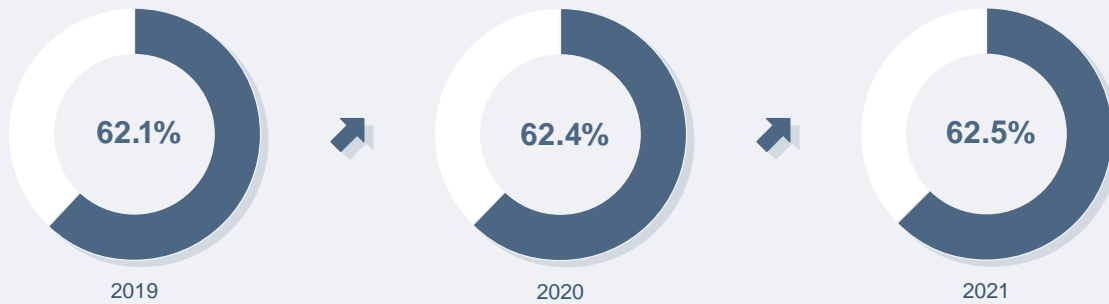
Fitch	
Long-term	A
Short-term	F1
Outlook	Stable
Moody's	
Long-term	A2
Short-term	P-1
Outlook	Stable
Standard & Poor's	
Long-term	A+
Short-term	A-1
Outlook	Stable

Non-financial data

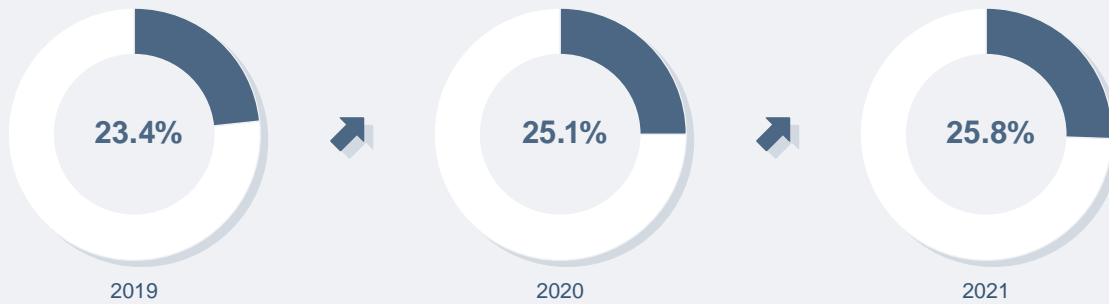
Share of women



Female employees



Topmanagement



Social Banking until 2021

38,000
clients supported



34,000

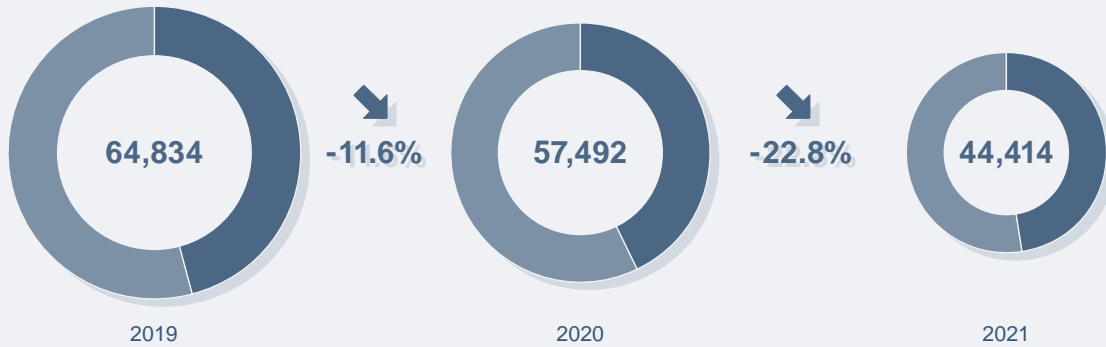
clients received education
and mentoring

417 mln €

disbursed loans

Greenhouse gas emissions

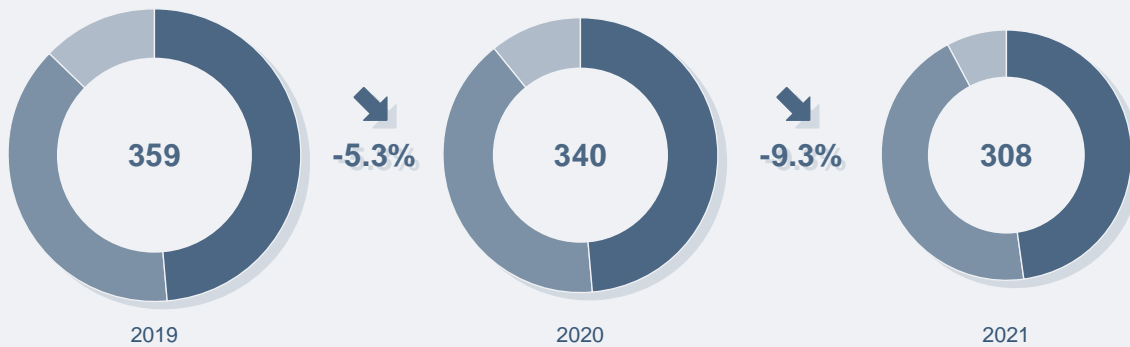
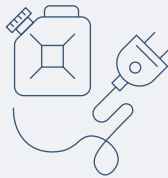
in tonnes CO₂e



● Scope 1 (direct) ● Scope 2 (indirect)

Energy consumption

in GWh



● Electricity ● Heating, warm water and district cooling ● Carpool

CO₂e: CO₂-equivalents are the sum of all greenhouse gas emissions, e.g. carbon dioxide, methane and nitrogen oxide

Scope 1: Direct greenhouse gas emissions from burnt natural resources (e.g. heating oil, petrol)

Scope 2: Indirect greenhouse gas emissions from energy production (e.g. electric energy, district heating)

Your Notes

Highlights

Best result in Erste Group's history

- _ Net result of EUR 1,923.4 million
- _ Local banks in all core markets are profitable
- _ Dividend of EUR 1.6 per share proposed to AGM

Operating result rises significantly by 17.1%

- _ Operating revenues increase by 8.2%
- _ Net interest income up by 4.2% thanks to loan growth and interest rate hikes in CEE
- _ Fee and commission income up by 16.5%, reaches record level
- _ Operating expenses increase moderately by 2.0%
- _ Cost/income ratio improves to 55.6%

Loan growth continues

- _ Net loans increase by 8.6% to EUR 180.3 billion
- _ Most visible volume growth in Austria and Czech Republic

Solid asset quality

- _ NPL ratio improves to 2.4%, the lowest level since the IPO
- _ NPL provision coverage at 90.9%
- _ Low risk costs of 9 basis points (on average gross customer loans)

Favourable capitalisation

- _ CET1 ratio (CRR final) increases to 14.5%
- _ Capital significantly above regulatory requirements and internal target

Excellent funding and liquidity position

- _ Strong retail deposit base in all core countries is key trust indicator and competitive advantage
- _ Loan-to-deposit ratio at 85.6%
- _ Issuance of Erste Group's inaugural sustainability bond
- _ All local banks successfully placed MREL-related issuances (Hungary in the first quarter 2022)

Table of contents

	TO OUR SHAREHOLDERS
2	Management board
4	Letter from the CEO
6	Report of the supervisory board
8	Report of the audit committee
10	Erste Group on the capital markets
	ERSTE GROUP
13	Strategy
20	Financial and operating performance
27	Segments
27	Geographical segmentation – operating segments
28	Austria
30	Erste Bank Oesterreich & Subsidiaries
32	Savings Banks
32	Other Austria
34	Central and Eastern Europe
34	Czech Republic
37	Slovakia
40	Romania
43	Hungary
46	Croatia
49	Serbia
52	Other
53	Business segments
54	Retail
54	Corporates
55	Group Markets
55	Asset/Liability Management & Local Corporate Center
56	Savings Banks
56	Group Corporate Center
57	(Consolidated) non-financial report
58	Materiality analysis
62	ESG strategic framework
65	Climate change metrics and targets
70	Sustainable finance
75	Our customers
78	Employees
83	Commitment to society
85	Compliance and the management of conflicts of interest
87	Suppliers and supply chain
89	GRI content index
93	Independent assurance report
95	(Consolidated) corporate governance report
111	AUDITED FINANCIAL REPORTING
112	Auditor's report
117	Management report
128	Consolidated financial statements
294	Glossary
299	Statement of all members of the management board
302	ADDRESSES

Management board



David O'Mahony



Ingo Bleier



Bernhard Spalt



Stefan Dörfler



Alexandra Habeler-Drabek



Maurizio Poletto

Letter from the CEO

Dear shareholders,

With a net profit of EUR 1,923.4 million, Erste Group posted an excellent result for the year 2021. In our region – Central and Eastern Europe – the year was marked by economic recovery despite Covid-19-induced restrictions imposed by government authorities. The strong pace of the economic rebound enabled us to generate solid operating results in all of our core markets.

Contributions came from all income components: an encouraging rise in net interest income attributable to loan growth (with net loans up 8.6%), interest rate hikes in several CEE core markets as well as record-level net fee and commission income. At the same time, risk costs remained very low. Asset quality was even slightly up and at 2.4%, the NPL ratio was at its lowest level since Erste Group's IPO. With the common equity tier 1 ratio at 14.5% at the end of December, capitalisation was also very good.

Due to temporary restrictions mandated by the ECB, the dividend of EUR 1.5 per share for the 2020 financial year was paid out in two tranches. For the 2021 financial year, the management board will propose a dividend of EUR 1.6 per share at the annual general meeting.

A year marked by economic recovery

In 2021, the overall economic environment developed significantly better in Austria and CEE than originally forecast. Our core markets recorded economic growth of between 3.0% in Slovakia and 10.4% in Croatia. While at the beginning of the year, pandemic-induced restrictions were still delaying the recovery of the economy, their adverse impact on economic performance was less severe than in the previous year. In this context, government support programmes for businesses proved helpful as they averted the much-feared wave of corporate insolvencies in the wake of the Covid-19 crisis. In the course of the year, growth forecasts were raised several times despite challenges such as international supply chain disruptions. Unemployment rates declined in all of the core markets except Serbia. Higher tax revenues driven by the rebound of the economy and the expiry of Covid-19 government support had a beneficial impact on public deficits. In response to rising inflation pressure, the central banks of the Czech Republic, Hungary and Romania started hiking their policy rates earlier than expected already in June. The ECB, on the other hand, confirmed that it would continue its low-interest-rate policy. Lower tax revenues and increased social spending will, however, continue to weigh on national budgets. As the economy performed better than forecast, the NPL ratio reached a historic low at 2.4% at the end of December 2021.

Well-balanced loan growth, digital transformation progressing

All customer segments posted strong growth in 2021. In the retail business, demand for mortgage loans remained very strong while demand for consumer loans was still subdued. The inflow of deposits remained robust. Prosperity advice – Erste Group's financial advisory service designed to help our customers achieve

and maintain prosperity – has been enjoying growing popularity amid the euro zone's low-interest-rate environment. Clients were increasingly asking about options for green as well as socially responsible investing. Favourable market conditions supported the positive trend in the securities business and in asset management. Our popular digital platform George can now be accessed in all of our core markets, with the exception of Serbia, and has been recording a steady rise in the number of digital users and digital transactions. Across the Group, nearly eight million clients were using George by year-end 2021. Advisory services offered at the branches also continued to be well received. We are currently working on the rollout of a powerful target-group-specific digital platform for our SME clients. In the corporate segment, loan growth was still seen mainly in the large corporate business. We generally recorded increased interest in the theme of sustainability. Overall, loans to customers were up 8.6% to EUR 180.3 billion. The ongoing strong rise in retail and corporate customers' deposits reduced the loan-to-deposit ratio to 85.6%, though.

Operating result better than expected

Erste Group's traditionally most important income category – net interest income – improved to EUR 4,975.7 million in 2021. Net interest income was driven by solid loan growth across all core markets as well as rate hikes in several CEE countries, most importantly the Czech Republic, our second-largest loan market. Another positive contribution came from favourable ECB funding (TLTROs). I wish to highlight in particular the extremely positive development in net fee and commission income. The broad-based rebound of the economy boosted all major fee and commission income categories in all core markets, with significant double-digit growth in payment services, asset management and brokerage commissions. At the same time, operating expenses were up less sharply, by 2.0%, despite accelerated inflation. Due to strict cost discipline, we did not have to make any cuts in rolling out and developing George, our popular digital platform. At EUR 3,435.5 million, the operating result was up 17.1% year-on-year and better than projected. Regulatory costs (banking and transaction levies, contributions to resolution funds and deposit insurance systems) declined by 11.3% to EUR 304.5 million in 2021. The cost/income ratio improved significantly to 55.6%, thus already coming very close to the target initially set for 2024.

Risk costs at low level

Asset quality improved in 2021 to the best level seen since Erste Group's IPO in 1997. At year-end, the NPL ratio stood at 2.4%. Risk costs were consequently low. Overall, (net) provisions were set aside in the amount of EUR 158.8 million in 2021, which is the equivalent to a provisioning ratio of nine basis points of average gross customer loans.

Solid capitalisation and dividend proposal

I would particularly like to highlight the strong capitalisation of Erste Group: at 14.5% at the end of December 2021, the common equity tier 1 ratio (final) was again excellent and substantially above our target of 13.5% as well as far above the regulatory

minimum requirement. In addition to sustainable profitability, a strong capital base is important as it is the precondition for the bank's ability to grow and pay dividends.

The management board and the supervisory board will propose to the annual general meeting, which will be held on 18 May 2022, the distribution of a cash dividend of EUR 1.60 per share for the 2021 financial year.

Financial health is the basis for sustainable prosperity

Erste Group's strategy has not changed since it was founded more than 200 years ago. We consider it our mission to build prosperity, regardless of status, nationality, faith, gender or age. We look after our retail and corporate customers and support the civil society and the economy of the region in which we operate.

We believe in the people, the businesses and our markets in Central and Eastern Europe. This means for us that freedom and prosperity are and must be inseparably connected. We are convinced that strong civil societies are the key to coping with the challenges of our time and pave the way to social stability in our region. This is the basis for sustainable economic activity. It is with this in mind that we keep developing our range of products and services.

ESG is, therefore, more for us than just a catchphrase

Last year also saw increased global awareness that action taken to combat climate change and global warming is needed both for ecological and socio-economic reasons. As we believe that a high degree of attention needs to be paid not only to ecological, but

also to social and governance goals, the focus in our social banking will continue to be on themes such as social inclusion, support for the social sector and facilitating job creation.

In 2021, we defined four pillars as a strategic framework for ESG themes – sustainable finance, working together for a sustainable future, good corporate citizenship and operations, and employee engagement – and already launched key activities. We joined the Net-Zero Banking Alliance and announced our goal of becoming climate-neutral by 2023. For the portfolio, we aspire to achieve climate neutrality by 2050.

Further information on Erste Group's numerous sustainability initiatives, climate change indicators and our goals are provided in the non-financial report, which constitutes part of the 2021 annual report. In the future, we are going to brief you in even more depth on the ecological, social and governance themes that are of relevance to us.

It is of special importance to me to thank the employees of Erste Group for their personal commitment. Your dedication and our conviction to support our customers even in challenging times have helped us to strengthen our position in the CEE region. With a new employee share programme we will turn employees of Erste Group into co-owners and thus enable them to participate, like our shareholders, in the future success of Erste Group.

Bernhard Spalt mp

Report of the supervisory board

Dear shareholders,

Despite temporary restrictions due to the pandemic, the economic recovery clearly gathered steam in our core markets in the financial year 2021. In this sometimes volatile environment we as Erste Group, in addition to our core activities, also pursued initiatives addressing environmental and social as well as societal matters. We believe that as a credit institution we not only have the obligation to support our customers' financial health but also have to – and will – give full consideration to the protection of the environment and sustainability in our corporate decision-making. A detailed report on ESG action and activities is provided in the management's non-financial report.

In the financial year ended, the supervisory board extensively discussed and monitored the continuing development of the Group's strategy with a focus on growth, digital transformation and efficiency, both in the course of supervisory board meetings and in dedicated workshops.

In addition, the supervisory board, working with outside consultants, also reflected on its own role, with the findings used as inputs for the supervisory board's work.

The supervisory board approved the launch of a group-wide employee share programme which, in recognition of employee performance, will allow them to directly participate in Erste Group's profit and will support its implementation in 2022.

Despite ongoing obstacles to in-person meetings due to the Covid-19 pandemic, the supervisory board continued its work as usual. All meetings that had been planned or had to be scheduled ad hoc were held virtually or in hybrid format. Matters that required our attention were dealt with in depth and the required resolutions were passed.

In the financial year ended, there was one change in the management board: Thomas Schaufler resigned from the management board as of 31 October 2021 to pursue new challenges abroad. After consideration of the requirements, the nomination committee and the supervisory board will take a decision on a successor at the appropriate time. Until such date Ingo Bleier will be performing the responsibilities of the Retail board member in addition to his own duties. The supervisory board extended the management board mandate of Ingo Bleier in December 2021 until 30 June 2026.

We were pleased to welcome Michael Schuster, a recognised IT and start-up expert who had been elected at the annual general meeting on 19 May 2021, as a new member of the supervisory board. Jack Stack's mandate, on the other hand, expired as of the end of that annual general meeting and was not extended due to the age limit for supervisory board members specified in the articles of association of Erste Group Bank AG. Jack Stack took an active part in shaping Erste Group's fortunes and served it for many years. The successful development of Erste Group is also

attributable to his work, for which I wish to thank him very cordially. As chairman of the supervisory board and personally I wish him well for the future.

Matthias Bulach and Jordi Gual Solé resigned from their mandates at year-end 2021 after CaixaBank had sold its stake in Erste Group Bank AG. We also wish to thank these two members very warmly for the many years of support and work on the supervisory board.

As regards the composition and independence of the supervisory board, the criteria for its independence, its working procedures, the number and type of committees and their decision-making powers, the meetings of the supervisory board and the main focus of its activities, please refer to the (consolidated) corporate governance report drawn up by the management board and reviewed by the supervisory board. As regards the activities of the audit committee, please also refer to its separate report. In the course of 47 supervisory board and committee meetings, the management board promptly and comprehensively informed the supervisory board. This allowed us to act in accordance with the mandate laid down in the law, the articles of association and the Austrian Code of Corporate Governance, as well as to ascertain the proper conduct of business.

In 2021, Erste Group made two dividend payouts for the previous financial year: the first one based on the resolution of the annual general meeting of 19 May 2021, and a second one based on the resolution of the extraordinary general meeting of 25 November 2021 after the expiry of the ECB's recommendation to refrain from dividend payouts until 30 September 2021 and/or to limit any distribution of dividends in accordance with set criteria. Both times, the supervisory board approved the proposed appropriation of profit.

The financial statements (consisting of the balance sheet, income statement and notes) and the management report as well as the consolidated financial statements and the group management report for 2021 were audited by Sparkassen-Prüfungsverband, the legally mandated auditor, and by PwC Wirtschaftsprüfung GmbH, the elected supplementary auditor, and received an unqualified audit opinion. Representatives of both auditors attended the financial statements review meetings of the audit committee and the supervisory board and presented their comments on the audits they had conducted. Based upon its own review, the supervisory board endorsed the findings of these audits and agreed to the proposal for appropriation of the profit of the 2021 financial year.

PwC Wirtschaftsprüfung GmbH was also mandated with the voluntary audit of the (consolidated) corporate governance report for 2021. Deloitte Audit Wirtschaftsprüfung GmbH was contracted to perform an audit of the (consolidated) non-financial report for 2021. The supervisory board has approved

the financial statements and these have thereby been duly endorsed in accordance with section 96 para 4 of the Austrian Stock Corporation Act (Aktiengesetz). The management report, consolidated financial statements, group management report, (consolidated) corporate governance report and the (consolidated) non-financial report have also been reviewed by the supervisory board and accepted on the basis of the audit reports received by the supervisory board.

We thank the management board and all employees of Erste Group for their great dedication and exceptional commitment, which enabled Erste Group to offer our customers the best possible support despite the challenges caused by the pandemic and to post a highly satisfactory result for the year 2021.

For the supervisory board,
Friedrich Rödler mp, Chairman of the supervisory board

Report of the audit committee

Dear shareholders,

The audit committee is one of six committees established by Erste Group Bank AG's supervisory board. Its mandate is derived from the law, the rules of the Austrian Code of Corporate Governance (CCG) and its internal rules. The audit committee comprised six shareholder representatives and three members delegated by the employees' council as of 31 December 2021.

The audit committee held seven meetings in 2021 and, in addition, held one informal meeting to prepare for the meeting on the audit of the (consolidated) financial statements. The meetings were attended by those management board members responsible for accounting, controlling and risk management as well as the representatives of Erste Group Bank AG's auditors and, as required, representatives of the auditors of key (foreign) subsidiaries. Responsible division heads were also invited to attend as permanent guests or to attend as guests in discussions on specific agenda items.

The chairman of the audit committee, also the financial expert, regularly conducted one-on-one meetings with, amongst others, the auditors (Sparkassen-Prüfungsverband as the legally mandated bank auditor and PwC as additional auditor elected by the annual general meeting), members of the management board, the head of internal audit, the head of group compliance and with other division heads as required. The chairman of the audit committee informed the supervisory board on the committee's activities and the subject matters of its meetings and discussions at the respective subsequent supervisory board meetings.

The Covid-19 pandemic continued to impact the work of the audit committee in 2021. In its meetings, the audit committee again dealt in depth with current developments in Erste Group and in the markets in which it operates. Particular attention was paid to specific legal rules and regulations and the potential impacts of their implementation on the 2021 single-entity and consolidated financial statements (e.g. impact of government support programmes and loan moratoria on the expected level of non-performing loans). Sustainability was likewise another major topic for the audit committee in 2021, which also selected the external auditor of the non-financial report. The requirements of the Regulation (EU) 2020/852 for the assessment of sustainable investment (Taxonomy-Regulation) and their implementation in Erste Group have been intensively discussed with the operating departments. The key performance criteria of the management board now also include strengthened sustainability-related values. In 2022, sustainability reporting and auditing will still be one of the priorities of the audit committee. Pursuant to section 30g para 4a no 3 Austrian Limited Liabilities Companies Act, the audit committee of Erste Group Bank AG also performed the tasks and duties of the audit committee of Erste Digital GmbH, an entity in which Erste Group Bank AG holds an interest of more than 75%, for the first time for the financial year 2021.

In 2021, the audit committee also considered the following topics: After receipt of the auditors' report on the (Group) financial statements for 2020, the audit committee held the final discussion, reviewed the (Group) financial statements and the (Group) management report, the (consolidated) non-financial report as well as the (consolidated) corporate governance report and recommended to the supervisory board the approval of the annual financial statements, setting out how the annual audit had strengthened the reliability of financial reporting and describing the role played by the audit committee.

The decision on a dividend proposal to the supervisory board for the 2020 financial year was initially taken in March 2021 after extensive deliberations and in line with the recommendation issued by the European Central Bank. In October 2021, the audit committee, after careful consideration, recommended to the supervisory board the payment of another dividend.

Furthermore, the additional report of the auditors pursuant to Article 11 of Regulation (EU) 537/2014 was taken note of. Key audit matters were discussed with the auditors in the course of audit planning and are covered in the auditors' report. The findings and status of the annual audit were discussed with representatives of the auditors in an ongoing process. Key audit matters relating to subsidiaries were likewise discussed in depth and commented on with regard to their impact on the consolidated financial statements. The findings of the review of the half-year financial statements were taken note of. The exchange of views between the audit committee and the (Group) auditors in the absence of the management board (Rule 81a of the Austrian CCG) was conducted in December 2021. The auditors' report on the assessment of the effectiveness of risk management was delivered.

The auditors' observations and recommendations (management letter) and the respective views of the management board were discussed comprehensively. To monitor the auditor's independence, group accounting regularly reported to the audit committee, and non-audit services rendered by the auditors were approved in advance after careful review. In December 2021, it was decided to recommend to the supervisory board to propose at the annual general meeting the renewal of the audit mandate of PwC Wirtschaftsprüfung GmbH as additional (Group) auditor for the 2023 financial year. The annual report of group regulatory compliance was taken note of. The audit committee was presented with reports on the current status of major projects on data management, credit risk models and IT matters of relevance to the audit committee in an ongoing process.

After on-site inspections conducted by supervisory authorities, the audit committee acknowledged the audit report and the report on the contents of the plan to address the supervisory authorities' findings and, where necessary, requested to be briefed on the current status of implementation. Internal audit submitted reports

on the result of the (internal) quality assurance programme and resolution-related audits. The joint supervisory team of the regulatory authorities was informed about the audit committee's work in a meeting with the chairman of the audit committee and the supervisory board.

Further information on the activities of the audit committee and its composition is contained in the (consolidated) corporate governance report prepared by the management board and reviewed by the supervisory board.

For the audit committee,
Friedrich Rödler mp

Erste Group on the capital markets

Most of the global stock markets covered registered double-digit growth in the year ended and were hovering near all-time highs for months. This development was driven by the faster-than-expected recovery of the economy after the crisis year of 2020 and better-than-expected growth of corporate results. Both companies and economists upgraded their revenues and earnings outlooks and economic growth forecasts. Later in the year, as the economy gathered steam, a significant rise in energy prices caused by strong demand and supply chain disruptions, particularly in semi-conductors and raw materials, significantly pushed up inflation. In the euro zone, inflation was running at 4.9%, more than twice the 2% target set by the European Central Bank (ECB) and the highest rate since records started in 1997. US inflation likewise surged to the highest level seen in decades to 6.8%. Expectations of interest rate increases and an early end to the central banks' ultra-loose monetary policies rose due to strong inflation. At year-end, the focus of market participants was again on the continuing Covid-19 pandemic fuelled by a new virus variant and potential containment measures as well as on geopolitical issues, including most prominently the conflict between Russia and the Ukraine.

EQUITY MARKET REVIEW

Solid stock market performance

After the corona-induced crisis, the uptrend in stock markets continued in 2021, resulting in strong gains. Supported by positive corporate news as well as monetary and fiscal policy measures, both the US and a number of European indices hit record levels. The US stock markets closed near their recent record highs. At 36,338.30 points, the Dow Jones Industrial Average Index was up 18.7% year-on-year. The broader Standard & Poor's 500 Index even gained 26.9% in the reporting year, rising to 4,766.18 points. In Europe, the Euro Stoxx 600 Index advanced 22.2%, ending the reporting period at 487.8 points. The Austrian stock market was up even more sharply. Over the past year, the Austrian Traded Index (ATX) beat all stock markets covered by gaining 38.9%.

Central bank's start turnaround in interest rates

In response to the economic impacts of the corona-induced crisis, major central banks provided the markets with large amounts of liquidity by pursuing low-interest-rate policies and massively expanding their balance sheets. As the recovery of the economy has been progressing and, most importantly, inflation is running high, driven in part by supply-chain disruptions caused by the pandemic and soaring energy prices, indications have emerged that the central banks are now ready to gradually phase out the extremely loose monetary policies of the past two years. After first interest rate hikes in Central and Eastern Europe, the Bank of England likewise initiated its interest rate turnaround in December and raised its key rate. The US Federal Reserve (Fed) recently announced the end of its crisis policies. Beginning in January, the Fed started to reduce the volume of its bond purchase programme to support the economy, the economic stimulus is to stop in

March 2022. The Fed also announced that it may raise interest rates in 2022. The ECB plans to slow and, in due course, terminate asset purchases under its Pandemic Emergency Purchasing Programme (PEPP). The interest rate of 0.0% is not to be raised for the time being.

Economy on its road to recovery, but risks remain

After the economic downturn of 2020, the global economy continued its recovery in 2021 even though the vigorous rebound seen at the beginning of the year has been slowing in recent months. Supply-chain disruptions, rising energy and commodity prices and the ongoing impacts of measures deployed to contain the pandemic are posing risks. The International Monetary Fund (IMF) expects global economic growth of 5.9% for 2021 and 4.5% for 2022. The Euro zone countries should see growth of 5.2% in the year ended and 4.3% in 2022, while the US is expected to record growth of 5.6% in 2021 and 3.7% in 2022.

Banking index substantially up

In line with international stock markets, bank shares were also trending up, gaining more than 20% in the reporting year, which more than offset the losses previously suffered. The European banking index benefited from the signs of an economic recovery and the prospect of a normalisation of interest rates as well as from the withdrawal of the ECB's recommendation that banks refrain from dividend payouts and share buybacks. In the reporting period, the Dow Jones Euro Stoxx Bank Index, which is composed of the leading European bank shares, rose 36.2% to 100.44 points.

Austrian Stock Market as global leader in its anniversary year

In 2021, the Vienna Stock Exchange celebrated not only its 250th anniversary but also a record year. In the year ended, the ATX gained 38.9%, thus significantly outperforming other capital markets. The index benefited from upbeat international investor sentiment and its strong weighting of financials and cyclicals. Surpassing the 3,800-point mark, the index hit a new 10-year high. At year-end, it closed at 3,861.06 points.

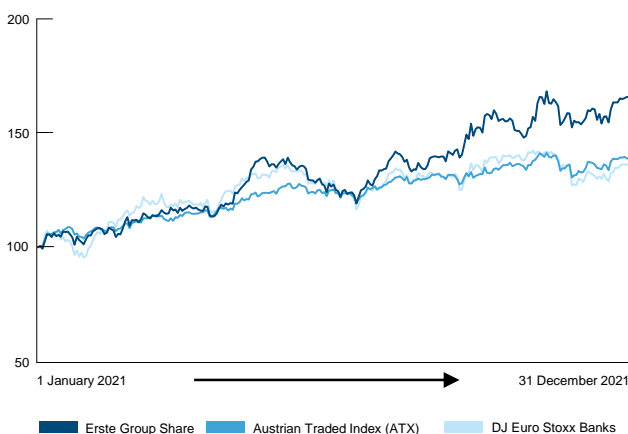
ERSTE GROUP SHARE

Erste Group with second highest price gain since IPO

In the year ended, the Erste Group share rose 65.8% after having lost more than a quarter of its value in the preceding year. This was the second-strongest gain in the share's track record since 1997 – in 2012 it had posted a 76.8% rise. The share price climbed from EUR 24.94 at year-end 2020 to a closing price of EUR 41.35 at year-end 2021. It marked its low at EUR 24.80 on 5 January 2021 and its high of EUR 41.95 on 11 November. In addition to the general uptrend in bank share prices, this performance was driven by an operating result that beat consensus estimates, asset quality development and risk provisions that were significantly better than expected at the onset of the crisis and an improved economic outlook in the Central and Eastern Europe

core markets. The return to a progressive dividend policy was also appreciated by market participants.

Performance of the Erste Group share and major indices (indexed)



Performance of the Erste Group share versus indices

	Erste Group share	ATX	DJ Euro Stoxx Banks Index
Since IPO (Dec 1997)	273.1%	195.9%	-
Since SPO (Sep 2000)	251.9%	230.4%	-71.4%
Since SPO (Jul 2002)	137.3%	216.6%	-60.0%
Since SPO (Jan 2006)	-8.1%	-0.9%	-73.5%
Since SPO (Nov 2009)	42.6%	48.2%	-55.9%
2021	65.8%	38.9%	36.2%

IPO ... initial public offering, SPO ... secondary public offering.

Change in Erste Group’s shareholder structure

In early November, CaixaBank sold its 9.92% stake in Erste Group. This move had been expected after CaixaBank’s merger with Bankia, which created Spain’s biggest financial institution. The syndicate led by ERSTE Foundation and including Sparkassenbeteiligungs GmbH & Co KG, savings banks foundations, Wiener Städtische Wechselseitiger Versicherungsverein and Erste Mitarbeiterbeteiligung Privatstiftung will remain the stable leading shareholder of Erste Group. As of 31 December 2021, the syndicate held a total stake of 22.25%.

Number of shares, market capitalisation and trading volume

In the year ended, the number of shares of Erste Group Bank AG remained unchanged at 429,800,000. At year-end 2021, Erste Group’s market capitalisation stood at EUR 17.8 billion, 65.8% up on year-end 2020 (EUR 10.7 billion).

In the reporting year, trading volume on the three stock exchanges (Vienna, Prague, Bucharest) on which the Erste Group share is listed averaged 807,244 shares per day.

Sustainability indices and ratings

The Erste Group share has been part of VÖNIX, the Vienna Stock Exchange’s sustainability index, since its launch in 2008. Since 2011, the Erste Group share has been included in the STOXX Global ESG Leaders Index, which represents the best sustainable companies world-wide on the basis of the STOXX Global 1800. Since 2016, the Erste Group share has been included in the FTSE4Good Index Series, since 2017 in the Euronext Vigeo Index: Eurozone 120. In addition, Erste Group has held prime status in the ISS ESG corporate ratings since 2018. MSCI has rated Erste Group with AA. Since February 2021, Sustainalytics has assessed Erste Group to be at low risk of experiencing material financial impacts from ESG factors. As the sole Austrian and one of only three companies in the CEE region, Erste Group was again listed in Bloomberg’s Gender Equality Index (GEI) in 2021.

DIVIDEND

Erste Group’s dividend policy is guided by the Bank’s profitability, growth outlook and capital requirements. Complying with the ECB’s recommendation to suspend or limit dividend payments until 30 September 2021, Erste Group did not distribute any dividend for the financial year 2019 and carried its net profit forward. The dividend for the financial year 2020 was paid in two tranches. On 19 May, the annual general meeting agreed to pay a dividend of EUR 0.5 per share. An additional EUR 1 per share was reserved for a potential later payment. After expiry of the ECB recommendation, this dividend was paid in December as resolved by the extraordinary general meeting of 25 November.

RATINGS OF ERSTE GROUP BANK AG

Due to the positive development Standard & Poor’s raised the outlook from stable to positive, keeping the rating at A/A-1. In December, it upgraded the rating to A+/A-1 with a stable outlook. Fitch raised the outlook from negative to stable, the rating was left unchanged at A/F1. Moody’s kept its rating at A2/P-1 with a stable outlook.

FUNDING ACTIVITIES

In 2021, the focus of the activities was in particular on the issuance of senior preferred bonds. In January 2021, Erste Group started with the placement of a EUR 500 million 10-year senior preferred bond at MS+55bp, with the selected maturity completing the maturity profile at the long end for this seniority. Another highlight followed in May with the issuance of Erste Group’s first sustainability bond (EUR 500 million 7-year at MS+35bp). In addition to meeting all the criteria for a green bond, the selected loan portfolio also emphasised Erste Group’s social focus. In September, another EUR 500 million 8-year senior preferred bond was issued at MS+45bp. After an absence of almost 10 years, Erste Group returned to the CHF capital markets with the successful placement of a CHF 200 million senior preferred bond (maturity of five years, SARON+41bp). In November, a favoura-

ble issuance window was used to place a EUR 500 million Tier 2 bond (11NC6) at MS+110bp.

INVESTOR RELATIONS

Open and regular communication with investors and analysts

Due to continuing Covid-19 induced restrictions, Erste Group's investor relations team conducted its communication activities almost exclusively by means of virtual events. The large number of banking and investor conferences organised by the Vienna Stock Exchange, Autonomous, Bank of America Merrill Lynch, Barclays, Deutsche Bank, Goldman Sachs, HSBC, JP Morgan, KBW, Kepler Cheuvreux, mBank, Mediobanca, Morgan Stanley, PKO, RCB, Unicredit and Wood were held as phone or video conferences, as were the spring and autumn road shows with investors from the United States and Europe after the release of first quarter and third quarter 2021 results. The management and the investor relations team met with investors in a total of 217 one-on-one and group meetings, in which Erste Group's strategy was presented against the backdrop of the current environment and questions raised by investors and analysts were answered. The dialogue with bond investors was further intensified with a total of 62 meetings held via phone and video. A large number of one-on-one meetings with analysts and portfolio managers were held at conferences, virtual road shows and investors' days hosted by Barclays, Bank of America Merrill Lynch, Citigroup, Danske Bank, JP Morgan, SocGen and UBS.

The website <http://www.erstegroup.com/ir> provides comprehensive information on Erste Group and the Erste Group share. Investors and the broader public can follow the investor relations team on the social media platform Twitter at <http://twitter.com/ErsteGroupIR> and on Slideshare at http://de.slideshare.net/Erste_Group. These sites provide users with the latest news on Erste Group on the social web. More details on the social media channels, the news/reports subscription and reminder service are available at <https://www.erstegroup.com/en/investors/ir-service>.

Analyst recommendations

In 2021, 21 analysts regularly released research reports about Erste Group. The Erste Group Bank AG share was covered by financial analysts at the following national and international firms: Autonomous, Bank of America Merrill Lynch, Barclays, Citigroup, Concorde, Deutsche Bank, Exane BNP Paribas, Goldman Sachs, HSBC, JP Morgan, JT Banka, KBW, Kepler Cheuvreux, mBank, Mediobanca, Morgan Stanley, PKO, RBI, SocGen, UBS and Wood.

As of the end of the year, 17 analysts had issued buy recommendations and four had rated the Erste Group share neutral. The average year-end target price stood at EUR 43.60. The latest updates on analysts' estimates for the Erste Group share are posted at <https://www.erstegroup.com/en/investors/share/analyst-estimates>.

Strategy

Erste Group strives to be the leading retail and corporate bank in the eastern part of the European Union, including Austria. To achieve this goal, Erste Group aims to support its retail, corporate and public sector customers in realising their ambitions and ensuring financial health by offering excellent financial advice and solutions, lending responsibly and providing a safe harbour for deposits. Erste Group's business activities will continue to contribute to economic growth and financial stability and thus to prosperity in its region.

In all of its core markets in the eastern part of the European Union, Erste Group pursues a balanced business model focused on providing the best banking services to each of its customers. In this respect, digital innovations are playing an increasingly important role. Sustainability of the business model is reflected in the bank's ability to fund customer loans by customer deposits, with most customer deposits being stable retail deposits. Sustainability of the bank's strategy is reflected in long-term client trust, which underpins strong market shares in almost all of Erste Group's core markets. However, market leadership is not an end in itself. Market leadership creates value only when it goes hand in hand with positive economies of scale and contributes to the long-term success of the company.

The banking business, however, should not only be run profitably, but should also reflect its corporate responsibility towards all material stakeholders, in particular customers, employees, society and the environment. Therefore, Erste Group pursues the banking business in a socially responsible manner and aims to earn an adequate premium on the cost of capital.

Long-standing tradition in customer banking

Erste Group has been active in the retail business since 1819. This is where the largest part of Erste Group's capital is tied up, where Erste Group generates most of its income and where it funds the overwhelming part of its core activities by drawing on its customers' deposits. The retail business represents Erste Group's strength and is its top priority when developing products such as modern digital banking that enable it to meet customers' expectations more effectively.

Offering attractive, easy-to-understand products and services that meet the individual needs and objectives of bank customers is important in building and maintaining strong long-term customer relationships. Today, Erste Group serves a total of more than 16 million customers in seven core markets.

The bank's core activities also include advisory services and support for its corporate customers with regard to financing, investment, hedging activities and access to international capital markets. Public sector funding includes providing finance for infrastructure projects and acquiring sovereign bonds issued in the region. To meet the short-term liquidity management needs of the customer business, Erste Group also operates in the interbank market.

Core markets in the eastern part of the European Union

When Erste Group went public as an Austrian savings bank with no meaningful foreign presence in 1997, it defined its target region as consisting of Austria and the part of Central and Eastern Europe that had realistic prospects of joining the European Union. The aim was to benefit from the attractive growth prospects in these countries. Against the backdrop of emerging European integration and limited potential for growth in Austria, Erste Group acquired savings banks and financial institutions in countries adjacent to Austria from the late 1990s onwards. While the financial and economic crisis has slowed the economic catch-up process across the countries of Central and Eastern Europe, the underlying convergence trend continues unabated. This part of Europe offered, and still offers, the best structural, and therefore long-term, growth prospects.

Today, Erste Group has an extensive presence in the following core markets: Austria, the Czech Republic, Slovakia, Romania, Hungary and Croatia – all of which are members of the European Union. Following significant investments in its subsidiaries, Erste Group holds considerable market positions in these countries. In Serbia, which has been assigned European Union candidate status, Erste Group maintains a minor market presence but one that may be expanded through acquisitions or organic growth as the country makes progress towards European Union integration. In addition to its core markets, Erste Group also holds direct and indirect majority and minority banking participations in Slovenia, Montenegro, Bosnia and Herzegovina, North Macedonia and Moldova.

Growing importance of innovation and digitalisation

The pace of digital transformation has accelerated considerably as a result of technological changes, demographic developments regulatory interventions and also due to the pandemic in recent years. As a result, customer behaviour and customer expectations towards financial products have also changed significantly. Erste Group is convinced that the digital banking business will continue to gain in importance and will be essential for the economic success in the long term and therefore fosters digital innovation. Intra-group, interdisciplinary teams develop innovative solutions.

Erste Group's digital strategy is based on its own digital ecosystem. It aims at providing customers access to personalised products from Erste Group and also third-party suppliers through application programming interfaces (APIs) in the secure IT environment of a financial platform. APIs enable a wide range of co-operations, whether with fintechs or across industries, and can therefore help open up new markets.

The digital platform George was implemented in Austria in 2015. In the meantime, it is also running in the Czech Republic, Slovakia, Romania, Croatia and Hungary. It will also be rolled out in Serbia. The range of digitally available products and services is being constantly expanded. Customers can activate applications of Erste Group or third parties via plug-ins and use them to manage their finances.

The omni-channel approach of Erste Group integrates the various sales and communication channels. Customers decide on how, when and where they do their banking business. Contact centers serve as interfaces between digital banking and traditional branch business. These contact centers offer advice and sales, thus going far beyond the traditional help desk function.

Focus on sustainability and profitability

Acting responsibly and earning a premium on the cost of capital is a key prerequisite for the long-term survival of any company and the creation of value for customers, investors and employees. Only a bank that operates in a sustainable manner – balancing the social, ecological and economic consequences of its business activities – and profitably can achieve the following: provide products and services to customers that support them in achieving their financial ambitions; deliver the foundation for share price appreciation as well as dividend and coupon payments to investors; create a stable and rewarding work environment for employees and be a reliable contributor of tax revenues to society at large.

The management board adopted a Statement of Purpose to reaffirm and state in more detail the purpose of Erste Group to promote and secure prosperity across the region. Building on this

Statement of Purpose, a Code of Conduct defines binding rules of the day-to-day business for employees and members of both the management and supervisory boards. At the same time, the Code of Conduct underlines that in pursuing its business activities, Erste Group values responsibility, respect and sustainability. The Code of Conduct is an important tool for preserving the reputation of Erste Group and strengthening stakeholder confidence. Sustainability in this context means to operate the core business both in a socially and environmentally responsible manner and economically successfully.

Through a combination of stable revenues, low loan loss provisions, and cost efficiency, profits can be achieved in the long term. This is helped by a strong retail-based funding profile. When growth opportunities are elusive, as they will be from time to time, or the market environment is less favourable as a result of factors including high taxation, increased regulation or low interest rates, there will be a stronger focus on cost cutting. When the operating environment improves, more time will be devoted to capturing growth in a responsible way. Irrespective of the environment, Erste Group should benefit materially from operating in the region of Europe that offers the best structural growth opportunities for some time to come.

Erste Group's strategy

Customer banking in Central and Eastern Europe				
Eastern part of the EU		Focus on CEE, limited exposure to other countries		
Retail banking	Corporate banking	Capital markets	Public sector	Interbank business
<p>Acting as Prosperity Advisor for the people in our region; the result of our advice is the financial health of our customers</p> <p>Support customers to build up and secure wealth</p> <p>Democratising advice via George</p> <p>Active management of customer journeys to increase profitability and customer satisfaction</p>	<p>SME and local corporate banking</p> <p>Advisory services, with focus on providing access to capital markets and corporate finance</p> <p>Transaction banking services (trade finance, factoring, leasing)</p> <p>Commercial Real Estate business</p>	<p>Focus on customer business, incl. customer-based trading activities</p> <p>In addition to core markets, presences in Poland, Germany, New York and Hong Kong with institutional client focus and selected product mix</p> <p>Building debt and equity capital markets in CEE</p>	<p>Financing sovereigns and municipalities with focus on infrastructure development in core markets</p> <p>Any sovereign holdings are held for market-making, liquidity or balance sheet management reasons</p>	<p>Focus on banks that operate in the core markets</p> <p>Any bank exposure is only held for liquidity or balance sheet management reasons or to support client business</p>

THE STRATEGY IN DETAIL

The basis of Erste Group's banking operations is the retail and corporate customer business in the eastern part of the European Union, including Austria. The capital markets and interbank activities as well as the public sector business are defined more broadly to be able to meet the bank's customer needs as effectively as possible.

Retail business

Erste Group's key business is the retail business, covering the entire spectrum from lending, deposit and investment products to current accounts and credit cards. Erste Group's core competence in retail banking has historical roots. In 1819, wealthy Viennese citizens donated funds to establish Erste Group's predecessor, the first savings bank in Central Europe. It was their aim to bring basic banking services such as safe savings accounts and mortgage loans to wide sections of the population. Today, the bank serves a total of more than 16 million customers in its markets and operates about 2,100 branches. Wealthy private clients, trusts and foundations are served by the bank's private banking staff and benefit from services that are tailored to the needs of this target group.

In addition, the bank uses and promotes digital distribution channels such as internet and mobile banking not only to meet the increasing importance of digital banking but to actively shape the digital future. This has already become visible through the activities of fintech companies, which offer financial services online and typically operate without a banking licence. George, Erste Group's digital platform, is already available in Austria, the Czech Republic, Slovakia, Romania and Croatia and has been available in Hungary since early 2021. It will also be rolled out in Serbia.

Retail banking is attractive to Erste Group for a number of reasons: It offers a compelling business case that is built on market leadership, an attractive risk-reward profile and the principle of self-funding. In addition, it benefits from a comprehensive range of products that are simple and easy to understand and provide substantial cross-selling potential. Erste Group takes advantage of these factors in all core markets and makes best use of its resulting position of strength by pursuing an omni-channel strategy. In addition to the expansion of digital sales channels, the branch network remains an important component of the business strategy. Only a retail bank that offers modern digital services and operates an extensive distribution network is able to fund loans in local currency mainly from deposits made in the same currency. In short, Erste Group's retail banking model supports sustainable and deposit-funded growth even in economically more challenging times. Another positive factor is the diversification of the retail business across countries that are at differing stages of economic development, such as Austria, the Czech Republic, Romania, Slovakia, Hungary, Croatia and Serbia.

Corporate business

The second main business line, which also contributes significantly to Erste Group's earnings, is business with small and medium-sized enterprises, regional and multi-national groups and real estate companies. Erste Group's goal is to enhance relationships with its clients beyond pure lending business. Specifically, the bank's goal is for SMEs and large corporate customers to choose Erste Group as their principal bank and also route their payment transfers through the Group's banking entities and, in fact, regard Erste Group as their first point of contact for any kind of banking service.

Catering to their different requirements, Erste Group serves small and medium-sized enterprises locally in branches or separate commercial centres, while multinational groups are serviced by the Group Corporates' units. This approach permits Erste Group to combine industry-specific and product expertise with an understanding of regional needs and the experience of the bank's local customer relationship managers. In view of regulatory interventions, advising and supporting corporate customers in capital market transactions is becoming increasingly important.

Capital markets business

Client-driven capital markets activities are also part of the comprehensive portfolio of products and services that Erste Group offers to its retail and corporate customers. The strategic significance of the bank's centrally governed and locally rooted capital markets operations consists in supporting all other business areas in their dealings with the capital markets and, hence, in providing the bank's customers with professional access to the financial markets. Erste Group, therefore, views its capital markets business as a link between financial markets and its customers. As a key capital markets player in the region, Erste Group also performs important functions such as market making, capital market research and product structuring.

The capital markets business serves the needs of Erste Group's retail and corporate customers as well as those of government entities and financial institutions. Due to Erste Group's strong network in the eastern part of the European Union, the bank has a thorough understanding of local markets and customer needs. In Erste Group's capital markets business, too, the bank concentrates on core markets of the retail, SME and large corporate business: Austria, the Czech Republic, Slovakia, Romania, Hungary, Croatia and Serbia. For institutional customers, specialised teams have been established in Germany and Poland as well as in Hong Kong and New York that offer these customers a tailor-made range of products.

In many countries where Erste Group operates, the local capital markets are not yet as highly developed as in Western Europe or in the United States of America. That means Erste Group's banking subsidiaries are pioneers in some of these markets. Therefore, building more efficient capital markets in the region is another strategic objective of Erste Group's capital markets activities.

Public sector business

Solid deposit business is one of the key pillars of Erste Group's business model. Customer deposits surpass lending volume in many of its geographic markets. Erste Group's banking entities make a significant part of this liquidity available as financing to the region's public sector entities. In this way, the bank facilitates essential public sector investment. Erste Group's public sector customers are primarily municipalities, regional entities and sovereigns that the bank additionally supports and advises in capital market issuance, infrastructure financing and project financing. Furthermore, Erste Group cooperates with supranational institutions. In terms of sovereign bond investments, Erste Group focuses on Central and Eastern Europe equally.

Adequate transport and energy infrastructure and municipal services are absolute key prerequisites for sustainable economic growth in the long term. Therefore, Erste Group views infrastructure finance and all associated financial services to be of extreme importance. Between 2021 and 2027, the European Union has earmarked EUR 95 billion in funding for the Czech Republic, Slovakia, Croatia, Hungary and Romania through the European Structural and Investment Funds. The share for these five CEE countries is well above their 11% share of the population. Three quarters of the funds for CEE are available for regional development (EFRE, 57% of the funds) and for the Cohesion Fund (19% of the funds). When using EFRE funds, at least 50% of the projects are concentrated on thematic priority areas (research and innovation, digital agenda, support for small and medium-sized enterprises (SMEs) and the low-carbon economy). In addition to the classic cohesion policy, a further EUR 36 billion in grants will be available for the region as part of the European Corona Development Plan (Next Generation EU). This temporary economic stimulus package will focus on the areas of digitalisation, climate policy and strengthening resilience.

Interbank business

Interbank business is an integral part of Erste Group's business model that performs the strategic function to ensure that the liquidity needs of the bank's customer business are met. This involves, in particular, short-term borrowing and lending of liquid funds in the interbank market.

REGULATORY CHANGES IN BANKING

In recent years, regulation of the financial sector has been tightened substantially to strengthen the resilience of banks and prevent or at least minimise the adverse impact of any new crises on economies and market participants. The ultimate aim of these reforms has been to largely rule out reliance on state guarantees and taxpayers' money to absorb banks' losses.

A banking union has been established as a regulatory framework consisting of a European banking supervision mechanism, a banking resolution mechanism and common standards for deposit insurance.

Due to the outbreak of the Covid-19 pandemic, the Basel Committee on Banking Supervision decided to postpone the implementation of the final part of the Basel 3 reform package by one year. At the end of October 2021, the EU Commission published its proposals for the implementation of the final part of the Basel 3 reform package. The new regulations are designed to strengthen EU banks' resilience to potential future economic shocks while at the same time contributing to Europe's recovery from the Covid-19 pandemic and its transition to climate neutrality. An output floor is intended to ensure that the risk-weighted assets (RWA) determined by using internal models are not lower than a certain percentage of the RWAs calculated on the basis of the standardised approach. The use of internal models to calculate operational risk will be prohibited. In January 2019, the revised version of the new market risk standard (Fundamental Review of the Trading Book, FRTB) was also published.

On the topic of sustainability it is proposed to explicitly call on banks – as a contribution to the green transition – to systematically explore, disclose and control ESG risks as part of their risk management. The rules proposed should not only make the banking sector more resilient, but also ensure that banks take sustainability aspects into account. The Commission proposes an implementation in 2025 with transition rules to apply beyond 2030.

To support the banking sector a Covid-19 banking package was adopted. It includes in particular an Interpretative Communication on the Union's accounting and prudential frameworks as well as targeted quick-fix amendments to EU banking prudential rules (CRR). Member states have also taken action, with support schemes typically involving public guarantee schemes and/or payment deferrals (moratoria) to alleviate liquidity difficulties affecting households and businesses. In this respect, the European Banking Authority (EBA) has published guidelines on legislative and non-legislative moratoria. The European Commission has also adopted a temporary framework to enable member states to use the full flexibility foreseen under state aid rules to support the economy in the context of the Covid-19 outbreak.

In December 2020, the Commission's NPL (non-performing loans) action plan was released. The Secondary Market Directive was published in the Official Journal on 8 December 2021 – the local implementation and finalisation of the related EBA ITS (the European Banking Authority's Implementing Technical Standards) is still outstanding. The Directive creates harmonised reporting obligations for credit purchasers and an obligation to appoint a credit service representative for consumers and investors from third countries.

At its meeting of 13 December 2021, the Financial Market Stability Board (FMSB) stated that rising systemic risks from residential property financing may be of relevance to financial market stability in Austria. In case of a property crisis, there would be a risk of a disruption of the financial system with negative impacts on the real economy. Therefore, these systemic risks should be

addressed adequately and in time. The FMSB has requested the Austrian Financial Markets Authority and the Austrian National Bank to elaborate the implementation of this recommendation.

The new resolution framework allows for a multiple-point-of-entry (MPE) or a single-point-of-entry (SPE) resolution strategy. The minimum requirement for own funds and eligible liabilities (MREL) should reflect the resolution strategy that is appropriate to a banking group (in case of MPE with different resolution groups and therefore different points of entries) in accordance with the resolution planning.

Erste Group received the joint decision signed by the Single Resolution Board (SRB) as Group Resolution Authority, the Croatian Resolution Authority, the Czech Resolution Authority, the Hungarian Resolution Authority and the Romanian Resolution Authority acting within the resolution college upon the MPE approach forming separate resolution groups but with SPE approaches on country level (on resolution group level).

In view of the above-mentioned changes in legislation and the implementation of BRRD 2/SRMR 2 as well as the amended SRB MREL policy for 2021, Erste Group received its MREL target as well as the internal MREL targets for selected relevant subsidiaries based on BRRD II/SRMR II in May and for the first time as a percent ratio of the total risk exposure amount (TREA) and the leverage ratio exposure (LRE). A transitional period is foreseen for the compliance with the final MREL target until 1 January 2024.

In 2021, the systemic risk buffers defined by FMA on the basis of the Capital Buffer Regulation and buffers for Other Systemically Important Institutions (O-SIIs) amounted to 2% of RWA for Erste Group. Since 2018, Erste Group Bank AG has been obliged to hold the systemic risk buffer also at single-entity level.

On 21 January 2021, the Austrian National Council (Nationalrat) concluded amendments to the Account Register Act (KontRegG, Kontenregistergesetz) and FM-GwG, with which, amongst others, lockers (Schließfächer) are included in the account register (reporting date is 1 January 2021). In addition, an exchange of information between parties subject to money laundering provisions was introduced as well as transaction monitoring based on artificial intelligence. On 2 November 2021, an amendment to the Online Identification Regulation entered into force, which allows financial service providers to use purely biometrical processes for the remote identification of new customers for anti-money laundering purposes.

On 20 July 2021, the European Commission presented a bundle of measures to strengthen anti-money laundering and countering the financing of terrorism rules. It comprises amongst others legislative proposals with provisions in the areas of due diligence and transparency regarding beneficial ownership, the sixth Anti-Money Laundering Directive (AMLD) and a review of the regulation on transfers of funds in connection with crypto assets.

The European Commission presented the proposal for a Capital Markets Recovery Package in July 2020, which includes (i) a short-form prospectus to facilitate new funding in a short time period, (ii) alleviations to the MiFID II framework to encourage investments in the real economy and free up resources for investors and firms and (iii) improvements to securitisation rules to support SME lending and management of NPLs. Additionally, amendments to the Benchmark Regulation to, among others, facilitate the transition from LIBORs to new risk-free rates are part of the package. Amendments to the Prospectus Regulation, MiFID II and the Benchmark Regulation were published in the Official Journal in February 2021, amendments to the securitisation framework were published in April 2021.

Regulation (EU) 2019/2088 on sustainability-related disclosures in the financial services sector were published in the Official Journal in December 2019 and it has been applicable for the most part since March 2021. On 22 June 2020, Regulation (EU) 2020/852 on the establishment of a framework to facilitate sustainable investment (Taxonomy Regulation) was published in the Official Journal. Since 1 January 2022, key provisions of the Taxonomy Regulation have become applicable. In addition, on 27 November 2020, ECB published its guide on climate-related and environmental risks. The guide outlines how ECB expects banks to safely and prudently manage and disclose such risks under the current prudential framework.

Since early 2021, the ECB's guidelines have already been serving as a key reference in the prudential dialogue with banks. In April 2021, the European Commission released a comprehensive bundle of measures to shift financial flows towards sustainable economic activities. In July 2021, the European Commission published a set of measures comprising among others its new strategy for a more sustainable European financial system as well as a regulation proposal for a voluntary EU standard on green bonds.

With regard to fit & proper/governance, EBA and ESMA published their guidelines on the assessment of the suitability of members of governing bodies and holders of key positions as well as internal governance guidelines. Both guidelines have been applicable since 31 December 2021. In addition, on 9 December 2021, the ECB issued its guidelines on the assessment of the professional qualifications and personal reliability of members of governing bodies and holders of key positions.

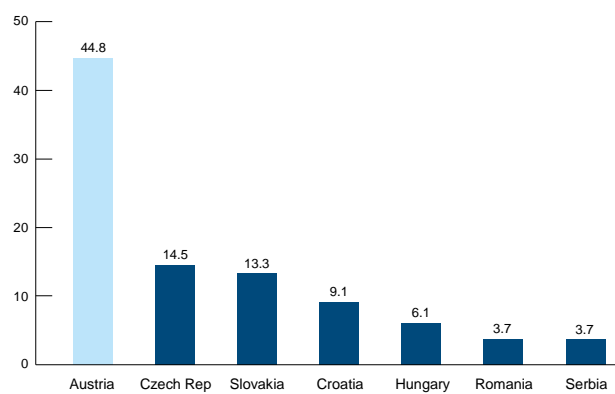
LONG-TERM GROWTH TRENDS IN CENTRAL AND EASTERN EUROPE

The economic catch-up process across the countries of Central and Eastern Europe and the underlying convergence trend continues. This is on the one hand due to the fact that the region has to make up for almost half a century of communist mismanagement of the economy, and on the other hand, due to the fact that banking activities were largely non-existent during that time. With the exception of deposit-taking, modern banking services

were largely unknown in these countries after the fall of communism. On the lending side, this was due to high nominal and real interest rates and also to disposable incomes that did not support household credit growth. In addition, a healthy competitive environment was lacking due to extensive state ownership. All this has changed. Disposable income has risen strongly on the back of growing gross domestic product. Most formerly state-owned banks have been sold to strategic investors that have fostered product innovation and competition. Economic growth, which temporarily declined substantially in some countries in CEE following the economic and financial crisis, recovered again. Despite such economic slowdowns and potential temporary negative impacts on the banking markets in Central and Eastern Europe, these factors will remain the driving force behind future development.

In addition, most countries of Central and Eastern Europe have human resources that are at least equivalent to those of Western European countries but do not need to struggle with the unaffordable costs of the Western welfare states in the long term and have labour markets that are considerably more flexible. These advantages are complemented by – on average – highly competitive export industries that benefit from wage costs that are low relative to workforce productivity and from investor-friendly tax and welfare systems. A comparison of per capita private debt levels in Central and Eastern Europe with those of advanced economies reveals that even today an enormous gap exists between these markets. Countries such as the Czech Republic and Slovakia, but also Croatia and Hungary, are many years away from reaching Austrian or Western European levels of loans per capita; also in relative terms, these countries differ substantially regarding debt levels common in the West. The contrast to Serbia or Romania is even more pronounced – private debt levels, and particularly household debt, are substantially lower than in the advanced economies. Even though the developments of very recent years will probably lead to a reassessment of what constitutes acceptable debt levels and to only a gradual rise in lending in Central and Eastern Europe, Erste Group still firmly believes that credit expansion accompanied by economic growth in this region will prove to be a lasting trend rather than a short-term process that has already peaked.

Customer loans/capita in CEE (2021) in EUR thousand



Source: Local central banks, Erste Group

Over the upcoming 15 to 20 years, on average, the countries of the eastern part of the European Union are therefore expected to experience higher growth rates than the countries of Western Europe, even though periods of expansion may alternate with times of economic stagnation or even setbacks on this long-term path of sustainable growth.

BUILDING ON A STRONG BRAND

Slightly more than 200 years ago, our founding fathers wrote: “No age, gender, social class, or nationality shall be excluded from the benefits that a savings bank offers every depositor.” With this founding principle – which was revolutionary at the time – Erste Österreichische Spar-Casse contributed substantially to more democracy in finance in our region.

Erste Group was founded to give everyone access to financial services and has developed into an institution that has an impact on the prosperity and the future of a region. Today, it is one of the largest banking groups and employers in Central and Eastern Europe. The trust that Erste Group and its local banks have been enjoying stems from the fact that they have actually been putting the founding principle into practice.

A brand is a consistent promise. It is more than a logo – it is about the perception of people when they think or hear of an organisation, its products and services. Brands have an important identification and differentiation function, which in turn determines whether a customer chooses one brand over another. Ultimately, companies with strong brands benefit from emotional relationships with their customers. Only a few businesses were founded with the aspiration of achieving more than just making profit. Erste Group is one of these and has been benefitting from a high degree of brand awareness and trustworthiness.

Over the last four years, Erste Group has transformed its brand communication from being category- and product-driven to having a purpose-driven approach. To this end, Erste Group has established a statement of purpose as the main group-wide pillar of its brand communication: “Our region needs people who believe in themselves and a bank that believes in them.”

More than 200 years ago, a success story started that continues until the present day. The savings banks were founded on this basis of personal trust and the belief in ideas, plans for the future, and people’s capabilities and potential. Whether it is in any individual’s own life, in a business start-up or a long-established enterprise, in business or in society at large – trust and confidence in the future, believing in oneself and others, the belief in ideas and entrepreneurship are the key prerequisites for personal growth and social well-being.

Therefore, it is not products and services that mark the beginning of the relationship between Erste Group and its customers, but ideas, goals, needs, dreams and plans. It all starts with people who believe in their ability to attain prosperity and shape the future. The future is created by people who believe in themselves and their ideas – their visions of the future.

“Our region needs people who believe in themselves. And a bank that believes in them” is the key sentence that stands for the approach to which Erste Group has been firmly committed for 200 years. #believeinyourself is more than a lead narrative. It encourages people to pursue their aspirations, to create something, and embodies Erste Group’s promise to assist them along the way.

Financial and operating performance

ECONOMIC ENVIRONMENT

The global economy experienced an exceptionally strong recovery in 2021, despite temporary pandemic-related lockdown measures imposed by most countries around the globe. This recovery was characterised by sharp rebounds of most of the major economies, most notably the United States, owing to substantial fiscal support. In many emerging markets and developing economies a slower pace of vaccination – often linked to later availability – and a partial withdrawal of macroeconomic support offset some of the benefits of strengthening external demand and elevated commodity prices. Among emerging and developing markets, China and India again outperformed other major economies. Most industries around the globe performed well, but the services sectors struggled to overcome headwinds from the pandemic-induced lockdown measures. Although labour markets recovered at a faster pace than during the global financial crisis, employment remained below its pre-pandemic level. The broad-based global GDP growth was mainly driven by recovering consumption and investments. Manufacturing was constrained by supply chain disruptions, which were temporarily exacerbated by the blockage of the Suez Canal in March 2021 and by the closure of some of the major harbours in China. Supply chain disruptions were also a main driver of inflation in 2021. The sharp rise in consumer goods prices reflected a huge surge in demand, fuelled by stimulus measures, particularly in the United States. Commodity prices have seen a sharp rise with many well above their pre-pandemic levels. Oil demand continued to remain strong. Metal and agricultural prices increased substantially. Overall, global real GDP increased by 5.9%.

Among the world's major central banks only the Bank of England increased its policy rate in 2021. The Federal Reserve (Fed), the Bank of Japan and the European Central Bank (ECB) left their base rates unchanged throughout the year. While central banks continued their pandemic-era bond buying programmes, both the Fed and the ECB indicated in the second half of the year plans to reduce the monthly asset purchases in the future.

The economic performance of the United States was strong in 2021. The US economy recovered quicker than most advanced economies, supported by greater amounts of fiscal relief. Surging personal income has boosted consumption. The unemployment rate declined significantly to 3.9%. The American Rescue Act, signed in March 2021, offered USD 1.9 trillion in additional fiscal support, bringing the cumulative fiscal relief provided since the beginning of the pandemic to over one-quarter of GDP – an unprecedented level of support in peacetime. The Fed indicated that its expansive monetary policy since the beginning of the pandemic was coming to a close to respond to rising inflation. In December 2021, it announced to end its pandemic-era bond purchases in March 2022, paving the way for interest rate hikes, as policymakers voiced concerns over high inflation against the backdrop of a steady

labour market recovery. By the end of 2021, the Fed had bought over USD 4 trillion worth of Treasuries and other securities. Real GDP in the US grew by 5.6% in 2021.

The euro area also rebounded with its real GDP growing by 5.2%. France, Italy, and Spain outperformed Germany as the latter was significantly more impacted by shortages of raw materials, intermediate goods, semiconductors, in particular for the automotive industry, but also lumber for the construction sector. Summer tourism was supported by less strict travel restrictions. Households responded to the temporary relaxations of containment measures with spending sprees that propelled private consumption growth in the European Union. Overall, the rebound of economic activity was broad-based, with all components of domestic demand contributing positively. Growth was also supported by improving labour markets. The Recovery and Resilience Facility of the European Commission, coupled with the NextGenerationEU, a fund created in 2020, is the largest stimulus package ever financed in Europe. Surging energy prices, most notably for natural gas and electricity led to higher inflation, prices for electricity and gas increased fivefold in the course of the year and reached new highs in December 2021. The ECB has maintained an accommodative monetary policy. It confirmed to continue its asset purchases under the Pandemic Emergency Purchase Programme (PEPP) until at least the end of March 2022, and net purchases under the asset purchase programme (APP) continued at a monthly pace of EUR 20 billion. Refinancing operations, notably the third series of the targeted longer-term refinancing operations (TLTRO III), continued to provide liquidity to euro area banks to support the flow of credit to households and enterprises. The ECB kept its discount rate at zero throughout 2021.

In line with the European development, Austria experienced an economic rebound in 2021. Due to the rapid recovery and progress towards normalisation in many sectors, the Austrian government started to adjust its Covid-support programmes from mid-2021 by reducing or withdrawing measures in sectors where conditions improved. In November 2021, however, due to the sharp increase of infection rates and medical capacity being stretched to its limits, the government imposed a new nationwide lockdown until mid-December. As this lockdown lasted only a few weeks it did not have a drastic impact on the overall economic performance. The easing of travel restrictions led to a recovery in the economically important tourism sector. After a very strong start of the year, the Austrian export industry faced headwinds from supply chain disruptions but still contributed to growth. The economic rebound was also supported by private consumption and considerable increases in investments. Rising oil and gas prices drove the noticeable increase of inflation over the course of the year. Overall, average inflation amounted to 2.8% in 2021. Short-time work schemes helped to mitigate the effect of the economic downturn on the labour market. The unemployment rate stood at 6.2%. The Covid-19 crisis management fund set up in March 2020 continued to

finance temporary support measures such as fixed cost subsidies as well as various measures to compensate for losses or short-falls in sales during the various lockdown periods. In 2021, the Austrian economy grew faster than expected and GDP per capita amounted to EUR 45,600 at year-end.

Central and Eastern European economies performed well despite temporary lockdown measures. The fast recovery was mainly driven by household consumption and investments while supply chain disruptions have impacted industrial output and exports. The supply bottlenecks particularly hit the Czech, Slovak and Hungarian automotive industries. The Croatian economy was strongly supported by a better-than-expected performance of the country's dominant tourism industry. In Romania, the country's important agricultural sector also supported economic growth. Government measures helped cushion the negative impact of the periodic restrictions on employment and fiscal packages alleviated negative effects on household incomes. As a result, unemployment rates in CEE increased only modestly and remained low compared to many Western European countries. In most CEE countries, the total debt relative to the GDP stayed below its pre-crisis peak level. Many of the region's central banks increased their key rates in the course of the year. The interest rate hikes of the Czech National Bank were the most pronounced, but Poland, Hungary and Romania also increased their policy rates numerous times in the second half of the year. Supply-side constraints, higher service and energy price pressures, together with food prices and some local factors such as imputed rents or tightness of the local labour markets contributed to inflationary pressure across the region. The Czech koruna was the only regional currency that appreciated against the euro in 2021, mainly due to monetary tightening of the Czech National Bank. Other CEE currencies, such as the Romanian leu, the Hungarian forint or the Polish zloty slightly depreciated against the euro. Overall, CEE economies developed positively with GDP growth rates ranging from 3.0% in Slovakia to a double-digit figure in Croatia in 2021.

Overall, the Covid-19 pandemic had no material impact on the economic recovery of Erste Group's markets in 2021. The banking sector in the region developed positively. This is reflected in net loan growth as well as in increased operating revenues. Erste Group is of the opinion that the moratoria introduced due to the Covid-19 pandemic in 2020 met the conditions as defined in the EBA guidelines published in the past two years 2020. The relief offered to borrowers therefore did not lead to a significant increase in credit risk.

PERFORMANCE IN 2021

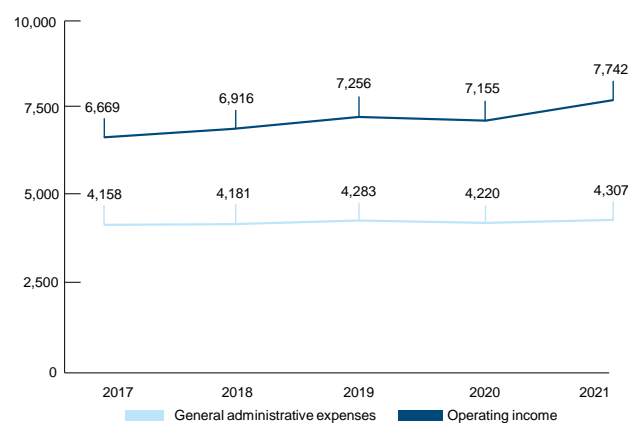
P&L data from 2021 are compared with data from 2020, balance sheet data as of 31 December 2021 are compared to data as of 31 December 2020.

Acquisitions and disposals in Erste Group in 2021 did not have any significant impact and therefore had no effect on the rates of change stated below.

Overview

Net interest income increased to EUR 4,975.7 million (+4.2%; EUR 4,774.8 million), primarily due to rate hikes in the Czech Republic and in Hungary, strong volume growth in all markets and a positive one-off effect resulting from TLTRO III take-up in Austria and Slovakia. **Net fee and commission income** rose to EUR 2,303.7 million (+16.5%; EUR 1,976.8 million) supported by a strong economic recovery and rising equity markets. Increases were posted across all key fee and commission categories and core markets – most notably Austria, with significant growth seen in particular in payment services and in asset management. **Net trading result** declined to EUR 58.6 million (EUR 137.6 million); the line item **gains/losses from financial instruments measured at fair value through profit or loss** rose to EUR 173.2 million (EUR 62.0 million). The development of these two line items was driven mostly by valuation effects, apart from a rise in income from the foreign exchange business in net trading result. **Operating income** increased to EUR 7,742.0 million (+8.2%; EUR 7,155.1 million).

Operating income and operating expenses in EUR million



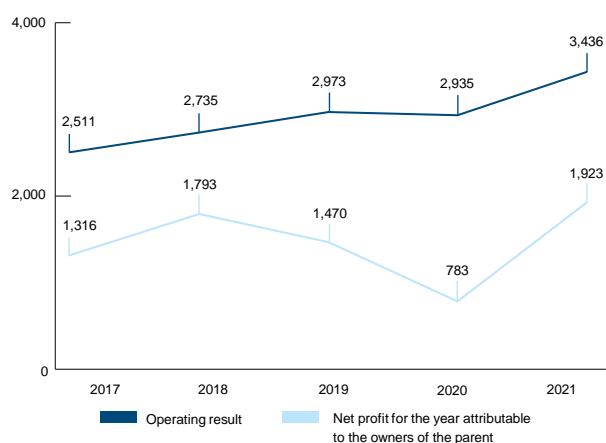
General administrative expenses were up at EUR 4,306.5 million (+2.0%; EUR 4,220.5 million), personnel expenses rose to EUR 2,578.1 million (+2.3%; EUR 2,520.7 million). Other administrative expenses increased to EUR 1,180.3 million (+1.9%; EUR 1,158.9 million). Payments into deposit insurance schemes included in other administrative expenses decreased to EUR 122.4 million (EUR 132.2 million). Depreciation and amortisation rose to EUR 548.0 (+1.3%; EUR 540.9 million). The **operating result** was up markedly at EUR 3,435.5 million (+17.1%; EUR 2,934.6 million) and the **cost/income ratio** (see glossary for definition) improved significantly to 55.6% (59.0%).

Due to net allocations, the **impairment result from financial instruments** amounted to EUR -158.8 million or 9 basis points of average gross customers loans (EUR -1,294.8 million or 78 basis points). Net allocations to provisions for loans and advances as well as for commitments and guarantees given were posted in the Czech Republic, Romania, Croatia, Serbia and Hungary, but generally remained at a very low level. A positive contribution came from income from the recovery of loans already written off as well as from releases, most notably in Austria (in the Savings Banks segment). In the comparative period, updated risk parameters with forward looking information related to Covid-19 had resulted in high net allocations to provisions for loans and advances as well as for commitments and guarantees given.

The **NPL ratio** (see glossary for definition) based on gross customer loans improved to a historic low at 2.4% (2.7%). The **NPL coverage ratio** (see glossary for definition) (excluding collateral) increased to 90.9% (88.6%).

Other operating result amounted to EUR -310.5 million (EUR -278.3 million). This deterioration was attributable to valuation effects and higher expenses for the annual contributions to resolution funds; the latter rose – most strongly in Austria and Romania – to EUR 108.6 million (EUR 93.5 million). Banking levies declined to EUR 73.5 million (EUR 117.7 million), primarily due to the abolition of banking tax in Slovakia and lower levies in Austria. At present, banking levies are payable in two core markets: in Hungary, banking tax amounted to EUR 15.0 million (EUR 14.5 million) and transaction tax to another EUR 48.0 million (EUR 44.0 million). In Austria, banking tax equalled EUR 10.5 million (EUR 25.5 million).

Operating result and net profit/loss for the year attributable to owners of the parent in EUR million

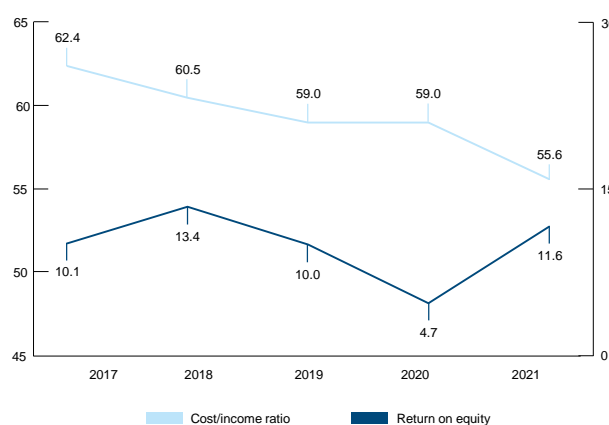


Taxes on income rose to EUR 525.2 million (EUR 342.5 million). The minority charge increased to a record EUR 484.8 million (EUR 242.3 million) due to significantly higher earn-

ings contributions of the savings banks. The **net result attributable to owners of the parent** rose to EUR 1,923.4 million (EUR 783.1 million) on the back of the strong operating result and low risk costs.

Cash earnings per share (see glossary for definition) amounted to EUR 4.18 (reported EPS: EUR 4.17) versus EUR 1.59 (reported EPS: 1.57) in the previous year.

Key profitability ratios in %



Cash return on equity (see glossary for definition), i.e. return on equity adjusted for non-cash expenses such as goodwill impairment and straight-line amortisation of customer relationships, stood at 11.7% (reported ROE: 11.6%) versus 4.7% (reported ROE: 4.7%) in the previous year.

Total assets increased to EUR 307.4 billion (+10.8%; EUR 277.4 billion). On the asset side, cash and cash balances increased, primarily in Austria, to EUR 45.5 billion (EUR 35.8 billion), loans and advances to banks declined to EUR 21.0 billion (EUR 21.5 billion). **Loans and advances to customers** (net) rose to EUR 180.3 billion (+8.6%; EUR 166.1 billion). On the liability side, deposits from banks grew significantly to EUR 31.9 billion (EUR 24.8 billion) as a result of increased ECB refinancing (TLTRO III). **Customer deposits** rose in all core markets – most strongly in Austria and the Czech Republic – to EUR 210.5 billion (+10.2%; EUR 191.1 billion). The **loan-to-deposit ratio** (see glossary for definition) declined to 85.6% (86.9%).

The **common equity tier 1 ratio** (CET1, CRR final, see glossary for definition) stood at 14.5% (14.2%), the **total capital ratio** (see glossary for definition) at 19.1% (19.7%).

OUTLOOK

Erste Group's goal for 2022 is to again achieve a double-digit return on tangible equity (ROTE). Among the factors that will support achievement of this goal is the continued strong eco-

conomic performance of all core markets – Austria, Czech Republic, Slovakia, Hungary, Romania, Croatia and Serbia – and, on this basis, an improvement in the operating result and a continued benign risk environment. A continuation or further escalation of Covid-19 measures by governments as well as potential – and as yet unquantifiable – (geo-)political, regulatory or economic risks may render meeting these goals more challenging.

Erste Group’s core markets are expected to post real GDP growth in the order of 3-5% in 2022. Inflation is set to remain a key theme throughout the year but at the same time is expected to remain broadly stable at elevated 2021 levels. In line with the strong economic outlook unemployment rates are expected to decline from already low levels in all markets. In most countries, sustained competitiveness should again result in sustainable current account balances. The fiscal situation should likewise improve again after significant budget deficits in 2021. Public debt to GDP is projected to improve across the board, albeit from elevated levels.

Against this backdrop, Erste Group expects net loan growth in the mid-single digits. This performance as well as interest rate tailwinds should lead to an at least mid-single-digit increase in net interest income despite negative policy rates in the euro zone. The second most important income component – net fee and commission income is expected to rise in the low to mid-single digits, following the exceptional performance in 2021. As in 2021, positive momentum should again come from asset management and securities business, assuming a continued constructive capital markets environment. Insurance brokerage as well as payment services fees are also expected to contribute. The net trading and fair value result is expected to come in at a similar level as in the previous year. This, however, will depend substantially on the financial market environment. The remaining income components are forecast to remain, by and large, stable. Overall, operating income should increase in 2022. Operating expenses are expected to rise at a lower level than operating income, thus resulting in a cost income ratio of below 55% in 2022, significantly earlier than planned (2024). In addition, Erste Group will continue to invest in IT in 2022 and thus strengthen its competitive position, with a focus on progressive IT modernisation, back office digitalisation and further development of the digital platform George.

Based on the robust macro outlook described above, risks costs should remain at a low level in 2022. While precise forecasting is hard at current low risk cost levels, Erste Group believes that in 2022 risk costs will be below 20 basis points of average gross customer loans. The NPL ratio is expected below 3.0%.

Other operating result is expected to remain unchanged in the absence of significant one-off effects. Assuming a low effective group tax rate of about 19% and similar minority charges as in 2021, Erste Group aims to achieve a double-digit ROTE. Erste Group’s CET1 ratio is expected to remain strong. Consequent-

ly, Erste Group will propose a dividend of EUR 1.6 per share for the 2021 fiscal year to the 2022 AGM.

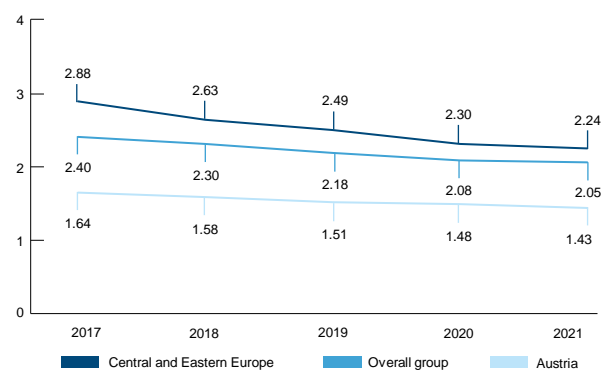
Potential risks to the guidance include (geo)political and economic (including monetary and fiscal policy impacts) developments, regulatory measures as well as global health risks and changes to the competitive environment. In addition, given the Covid-19 governmental measures and their impact on the economic development, financial forecasts are still subject to an elevated level of uncertainty. The evolving Russia-Ukraine situation does not impact Erste Group directly, as it has no operating presence in those countries; exposures to both countries are negligible and no additional risk provisioning is currently required in this context. Indirect effects, such as financial market volatility or sanctions-related knock-on effects on some of our customers cannot be ruled out, though. Further geopolitical developments might lead to economic difficulties and failure of banks based in EU Member States. As a consequence, the possible activation of national or European deposit insurance and resolution systems might have financial impacts on member banks of Erste Group. Any resulting financial effects cannot be assessed at the current point in time. Erste Group is moreover exposed to non-financial and legal risks that may materialise regardless of the economic environment. Worse-than-expected economic development may put goodwill at risk.

ANALYSIS OF PERFORMANCE

Net interest income

Net interest income rose to EUR 4,975.7 million (EUR 4,774.8 million). The benign interest rate environment in the Czech Republic and in Hungary, strong volume growth in all markets and especially in the housing loan segment, and a one-off effect from the take-up of TLTRO III funds in Austria and in Slovakia in the amount of EUR 93.0 million (EUR 8.0 million) were among the key growth drivers.

Net interest margin in %



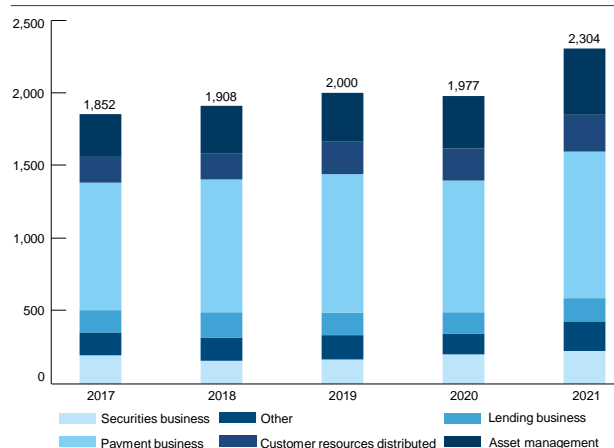
A decline in modification losses from lending, which are reported in net interest income, also had a positive effect. The net interest margin (calculated as the annualised sum of net interest

income, dividend income and net result from equity method investments over average interest-bearing assets) stood at 2.05% (2.08%).

Net fee and commission income

Net fee and commission income increased to EUR 2,303.7 million (EUR 1,976.8 million). Significant growth was recorded across all fee and commission categories and all core markets. The most marked rises were seen in payment services and asset management (most notably in Austria). The latter benefitted from strongly performing equity markets. Income from the custody business and brokerage commissions was likewise up substantially.

Net fee and commission income, structure and trend in EUR million



Net trading result & gains/losses from financial instruments measured at fair value through profit or loss

Valuation effects have a substantial impact on the **net trading result** as well as the line item **gains/losses from financial instruments measured at fair value through profit or loss**. Debt securities issued measured at FV through profit or loss have a significant impact on these line items as related valuation results are shown in the line item gains/losses from financial instruments measured at fair value through profit or loss, while the valuation results of corresponding hedges are shown in net trading result – as are financial assets in the fair value and trading portfolios.

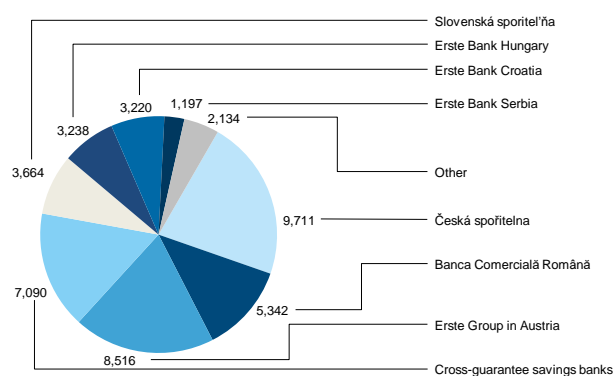
Due to valuation effects in the derivatives business resulting from interest rate developments, net trading result declined to EUR 58.6 million (EUR 137.6 million) despite continued strong foreign exchange trading. Gains/losses from financial instruments measured at fair value through profit or loss rose to EUR 173.2 million (EUR 62.0 million). Due to the rise in long-term interest rates, lower income from the valuation of the securities portfolio in Austria and losses from the valuation of the loan portfolio measured at fair value in Hungary were

offset by significantly higher gains from the valuation of debt securities in issue.

General administrative expenses

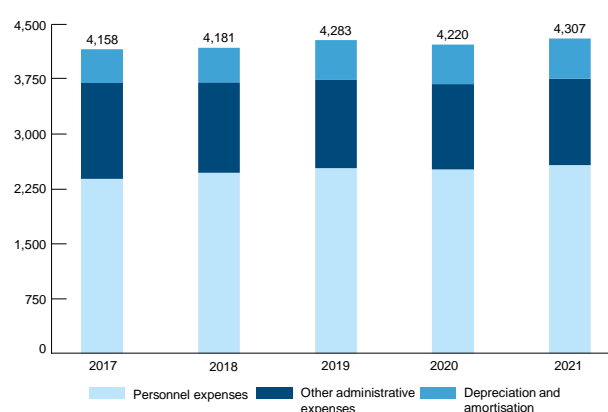
General administrative expenses rose to EUR 4,306.5 million (EUR 4,220.5 million). **Personnel expenses** increased to EUR 2,578.1 million (EUR 2,520.7 million), most notably in the Czech Republic, but also in Hungary and Croatia. On the back of lower average headcounts, cost reductions were achieved primarily in Austria, Romania and Slovakia.

Employees as of 31 December 2021



Other administrative expenses were higher at EUR 1,180.3 million (EUR 1,158.9 million), with marketing and IT expenses up most markedly. Contributions to deposit insurance systems declined to EUR 122.4 million (EUR 132.2 million). In Austria, they decreased to EUR 85.5 million (EUR 95.0 million) after a one-off effect in the previous year. No contributions are currently payable in Croatia. In Slovakia, contributions rose to EUR 9.4 million (EUR 1.1 million). **Depreciation and amortisation** amounted to EUR 548.0 million (EUR 540.9 million).

General administrative expenses, structure and trend, in EUR million



Operating result

Operating income increased to EUR 7,742.0 million (+8.2%; EUR 7,155.1 million), with a marked rise in the key income components, most notably net fee and commission income but also net interest income, and a strong net trading and fair value result. General administrative expenses rose to EUR 4,306.5 million (+2.0%; EUR 4,220.5 million). The operating result rose to EUR 3,435.5 million (+17.1%; EUR 2,934.6 million). The cost/income ratio improved to 55.6% (59.0%).

Gains/losses from derecognition of financial instruments not measured at fair value through profit or loss

Losses from derecognition of financial instruments not measured at fair value through profit or loss amounted to EUR 32.8 million (EUR 6.5 million). This line item includes primarily one-off losses from derecognition of liabilities and negative results from the sale of securities in the Czech Republic and Austria.

Impairment result from financial instruments

The impairment result from financial instruments amounted to EUR -158.8 million (EUR -1,294.8 million). Net allocations to provisions for loans and advances declined to EUR 119.1 million (EUR 1,231.0 million), those for commitments and guarantees given to EUR 104.8 million (EUR 159.2 million). Positive contributions came from the release of provisions for loans in Austria (Savings Banks segment) as well as from income from the recovery of loans already written off in all segments in the amount of EUR 90.8 million (EUR 145.0 million). In the comparative period, updated risk parameters with forward-looking information as well as stage overlays related to the Covid-19 pandemic had led to a significant rise in allocations to provisions.

Other operating result

Other operating result came in at EUR -310.5 million (EUR -278.3 million). The deterioration was primarily due to valuation effects. Levies on banking activities declined to EUR 73.5 million (EUR 117.7 million). This decline is attributable to the abolition of banking levies in Slovakia, which had amounted to EUR 33.8 million in the comparative period. Banking levies payable in Austria decreased to EUR 10.5 million (EUR 25.5 million) on the back of significantly lower levies payable by the Holding. Hungarian banking tax rose slightly to EUR 15.0 million (EUR 14.5 million). Together with the financial transaction tax of EUR 48.0 million (EUR 44.0 million), banking levies in Hungary totalled EUR 63.0 million (EUR 58.5 million).

The balance of allocations/releases of other provisions improved to EUR 5.1 million (EUR -18.4 million). Other operating result also reflects the annual contributions to resolution funds in the amount of EUR 108.6 million (EUR 93.5 million). Increases were recorded above all in Austria to EUR 51.5 million (EUR 43.6 million) and in Romania to EUR 11.4 million (EUR 7.7 million).

Profit/loss for the year

The pre-tax result from continuing operations amounted to EUR 2,933.4 million (EUR 1,368.0 million). Taxes on income rose to EUR 525.2 million (EUR 342.5 million). The minority charge increased to EUR 484.8 million (EUR 242.3 million) due to higher earnings contributions of savings banks resulting primarily from a significant improvement in the impairment result from financial instruments. The net result attributable to owners of the parent rose to EUR 1,923.4 million (EUR 783.1 million).

Tax situation

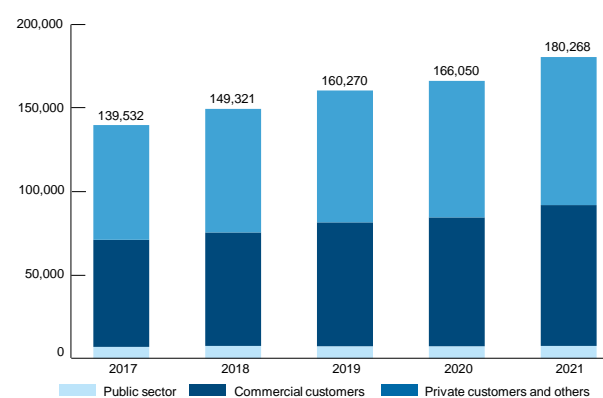
Pursuant to section 9 of the Austrian Corporate Tax Act (KStG), Erste Group Bank AG and its main domestic subsidiaries constitute a tax group. As opposed to previous periods, a significant taxable profit was accounted for in 2021. According to the applicable legal regulations, 75 per cent of the taxable profit was offset with tax loss carryforward, as the remaining 25 per cent current income tax was accounted for. In 2021, the current tax loss carried forward decreased accordingly.

Taxes on income are made up of current taxes on income calculated in each of the Group companies based on the results reported for tax purposes, corrections to taxes on income for previous years, and the change in deferred taxes. The reported total income tax expense amounted to EUR 525.2 million (EUR 342.5 million).

Balance sheet development

The rise in **cash and cash balances** to EUR 45.5 billion (EUR 35.8 billion) was primarily due to rising cash balances held at central banks, not least as a result of increased TLTRO III funds. **Trading and investment securities** held in various categories of financial assets increased to EUR 53.2 billion (EUR 46.8 billion).

Loans and advances to customers, structure and trend, in EUR million



Loans and advances to credit institutions (net), including demand deposits other than overnight deposits, declined slightly to EUR 21.0 billion (EUR 21.5 billion).

Loans and advances to customers (net) rose – most notably in Austria and the Czech Republic – to EUR 180.3 billion (EUR 166.1 billion) driven by retail and corporate loan growth.

Loan loss allowances for loans to customers amounted to EUR 3.9 billion (EUR 4.0 billion). **The NPL ratio** – non-performing loans as a percentage of gross customer loans – improved to 2.4% (2.7%), the **NPL coverage ratio** (based on gross customer loans) rose to 90.9% (88.6%)

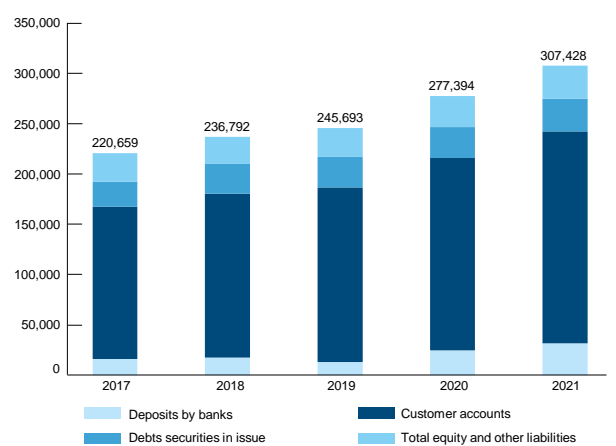
Intangible assets were stable at EUR 1.4 billion (EUR 1.4 billion). **Miscellaneous assets** amounted to EUR 6.1 billion (EUR 5.8 billion).

Financial liabilities – held for trading declined to EUR 2.5 billion (EUR 2.6 billion).

Deposits from banks, primarily in the form of term deposits, rose to EUR 31.9 billion (EUR 24.8 billion), including TLTRO III funds with a carrying amount of EUR 20.9 billion (EUR 14.1 billion); **deposits from customers** increased to EUR 210.5 billion (EUR 191.1 billion) due to strong growth in overnight deposits (leasing liabilities of EUR 0.6 billion are not included in this position). The **loan-to-deposit ratio** declined to 85.6% (86.9%). **Debt securities in issue** increased to EUR 32.1 billion (EUR 30.7 billion). **Miscellaneous liabilities** amounted to EUR 6.9 billion (EUR 5.8 billion).

Total assets rose to EUR 307.4 billion (EUR 277.4 billion).

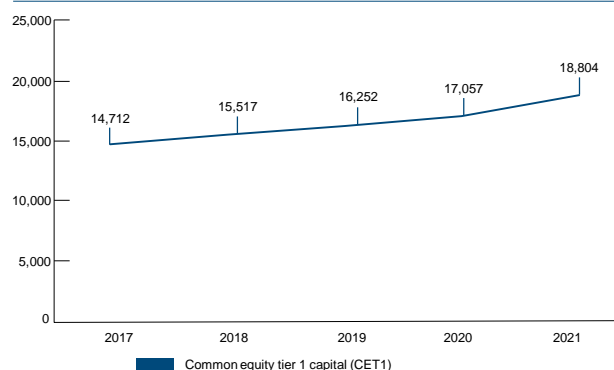
Balance sheet structure/liabilities and total equity in EUR million



Total equity increased to EUR 23.5 billion (EUR 22.4 billion). This includes AT1 instruments in the amount of EUR 2.2 billion from four issuances (April 2017, March 2019, January 2020 and November 2020). After regulatory deductions and filtering according to the Capital Requirements Regulation (CRR) **common equity tier 1 capital (CET1, CRR final)** rose to EUR 18.8 billion (EUR 17.1 billion) as were total **own**

funds (CRR final) to EUR 24.8 billion (EUR 23.6 billion). Total risk – **risk-weighted assets** including credit, market and operational risk (CRR final) – increased moderately to EUR 129.6 billion (EUR 120.2 billion).

Common equity tier 1 capital (CET1) according to CRR in EUR million

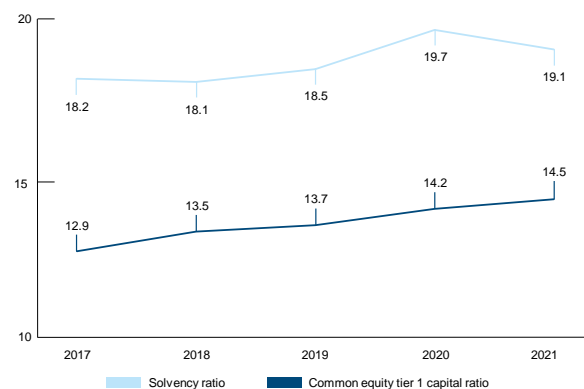


Consolidated regulatory capital is calculated in accordance with CRR taking into consideration transitional provisions as defined in the Austrian CRR Supplementary Regulation and the Regulation (EU) 2016/445 of the European Central Bank on the exercise of options and discretions available in Union law.⁵ These transitional provisions define the percentages applicable to eligible capital instruments and regulatory deduction items as well as filters.

The **total capital ratio**, total eligible qualifying capital in relation to total risk (CRR final), declined to 19.1% (19.7%), primarily due to the early redemption of a portion of AT1 capital but remained well above the legal minimum requirement.

The **tier 1 ratio** (CRR final) stood at 16.2% (16.5%), the **common equity tier 1 ratio** (CRR final) at 14.5% (14.2%).

Solvency ratio and common equity tier 1 capital ratio in %



Segments

Erste Group’s segment reporting is based on IFRS 8 Operating Segments, which adopts the management approach. Accordingly, segment information is prepared on the basis of internal management reporting that is regularly reviewed by the chief operating decision maker to assess the performance of the segments and make decisions regarding the allocation of resources. Within Erste Group the function of the chief operating decision maker is exercised by the management board.

Erste Group uses a matrix organisational structure with geographical segmentation and business segments. Since the chief operating decision maker performs the steering primarily based on geographical segments, those are defined as operating segments according to IFRS 8. In order to provide more comprehensive information, the performance of the business segments is reported additionally.

The tables and information below provide a brief overview and focus on selected and summarised items. For more details, please see Note 1. Additional information is available in Excel format at www.erstegroup.com/en/investors/reports/financial-reports.

Operating income consists of net interest income, net fee and commission income, net trading result, gains/losses from financial instruments measured at fair value through profit or loss, dividend income, net result from equity method investments, and rental income from investment properties and other operating leases. The latter three listed items are not disclosed in the tables below. Net trading result and gains/losses from financial instruments measured at fair value through profit or loss are summarised under one position. Operating expenses correspond to the position general administrative expenses. Operating result is the

net amount of operating income and operating expenses. Risk provisions for loans and receivables as well as impairments and provisions for commitments and guarantees given are included in the position impairment result from financial instruments. Other result summarises the positions other operating result and gains/losses from financial instruments not measured at fair value through profit or loss, net. The cost/income ratio is calculated as operating expenses in relation to operating income. The return on allocated capital is defined as the net result after tax/before minorities in relation to the average allocated capital.

Geographical segmentation – operating segments

For the purpose of segment reporting geographical segments are defined as operating segments, for which the information is presented on the basis of the booking entity's location (not the country of risk). In case of information regarding a partial group, the allocation is based on the location of the respective parent entity according to the local management responsibility.

Geographical areas are defined according to the core markets in which Erste Group operates. Based on the locations of the banking and other financial institution participations, the geographical areas consist of two core markets, Austria and Central and Eastern Europe and a residual segment Other that comprises the remaining business activities of Erste Group outside its core markets as well as the reconciliation to the consolidated accounting result.

Erste Group – geographical segmentation - operating segments

Austria			Central and Eastern Europe					Other
EBOe & Subsidiaries	Savings Banks	Other Austria	Czech Republic	Slovakia	Romania	Hungary	Croatia	Serbia

The geographical area Austria consists of the following three operating segments:

- The **Erste Bank Oesterreich & Subsidiaries** (EBOe & Subsidiaries) segment comprises Erste Bank der oesterreichischen Sparkassen AG (Erste Bank Oesterreich) and its main subsidiaries (e.g. sBausparkasse, Salzburger Sparkasse, Tiroler Sparkasse, Sparkasse Hainburg).
- The **Savings banks** segment includes those savings banks which are members of the Haftungsverbund (cross-guarantee system) of the Austrian savings banks sector and in which Erste Group does not hold a majority stake but which are fully

ly controlled according to IFRS 10. The fully or majority owned Erste Bank Oesterreich, Tiroler Sparkasse, Salzburger Sparkasse, and Sparkasse Hainburg are not part of the Savings Banks segment.

- The **Other Austria** segment comprises Erste Group Bank AG (Holding) with its Corporates and Group Markets business, Erste Group Immorent GmbH, Erste Asset Management GmbH and Intermarket Bank AG.

The geographical area Central and Eastern Europe (CEE) consists of six operating segments covering Erste Group's banking subsidiaries located in the respective CEE countries:

- _ **Czech Republic** (comprising Česká spořitelna Group)
- _ **Slovakia** (comprising Slovenská sporiteľňa Group)
- _ **Romania** (comprising Banca Comercială Română Group)
- _ **Hungary** (comprising Erste Bank Hungary Group)
- _ **Croatia** (comprising Erste Bank Croatia Group)
- _ **Serbia** (comprising Erste Bank Serbia Group).

The residual segment **Other** covers mainly centrally managed activities and items that are not directly allocated to other segments. It comprises the corporate center of Erste Group Bank AG (and thus dividends and the refinancing costs from participations, general administrative expenses), internal service providers (facility management, IT, procurement), the banking tax of Erste Group Bank AG as well as free capital of Erste Group (defined as the difference of the total average IFRS equity and the average economical equity allocated to the segments). Asset/Liability Management of Erste Group Bank AG as well as the reconciliation to the consolidated accounting result (e.g. intragroup eliminations, dividend eliminations) are also part of the segment Other.

Austria

Economic review

Austria is a well-diversified, developed and open economy, benefiting from a highly educated workforce. Following the phasing out of Covid-related containment measures the country's economy experienced a strong economic rebound in 2021. Due to the rapid recovery and progress towards normalisation in many sectors, the Austrian government started to adjust the Covid-19 support programmes from mid-2021. In November however, due to the sharp increase of Covid-19 infections, the government imposed a three week nationwide lockdown. This lockdown had a less severe impact on the overall economic performance than the previous lockdowns.

The easing of travel restrictions in the early summer of 2021 led to a partial recovery in the economically important tourism sector. After a very strong start in the year, the Austrian export industry faced headwinds from supply chain disruptions and did not con-

tribute to growth in 2021. The economic rebound was supported by strong private consumption and considerable increases in investments. Short-time work schemes helped to mitigate the effect of the economic downturn on the labour market. The unemployment rate slightly increased to 6.2% in 2021. Overall, real GDP increased by 4.8%, GDP per capita amounted to EUR 45,600.

Austria experienced a volatile political environment resulting in changes in the government in the final quarter of the year. In addition, Austria's public finance remained overstretched with a general government deficit of 6.2% of GDP. The Covid-19 crisis management fund set up in March 2020 continued to finance temporary support measures such as fixed cost subsidies as well as various measures to compensate for losses or shortfalls in sales during the various lockdown periods. In addition, short-time work schemes, tax deferrals and public guarantees for loans were still in place to preserve employment and help companies avoid liquidity constraints. Public debt as a percentage of GDP increased to 83.4%.

Surging energy prices, most notably for oil, natural gas and electricity led to higher inflation. Overall, average inflation amounted to 2.8% in 2021. Core inflation, excluding food and energy prices, increased significantly to 2.3%. As Austria is part of the euro zone, its monetary policy is set by the European Central Bank (ECB). The ECB has maintained an accommodating monetary policy stance to preserve favourable financing conditions for the real economy. The ECB confirmed it would continue asset purchases under the Pandemic Emergency Purchase Programme (PEPP) until at least the end of March 2022. Net purchases under the Asset Purchase Programme (APP) continued at a monthly pace of EUR 20 billion. Refinancing operations, notably the third series of the targeted longer-term refinancing operations (TLTRO III), continued to provide liquidity to euro area banks to support the flow of credit to households and firms. The ECB kept its discount rate at zero throughout the year.

The three main rating agencies affirmed their credit ratings for Austria in 2021. Moody's credit rating for Austria was unchanged at Aa1 with a stable outlook. Fitch and Standard & Poor's affirmed their credit rating for Austria at AA+ with a stable outlook.

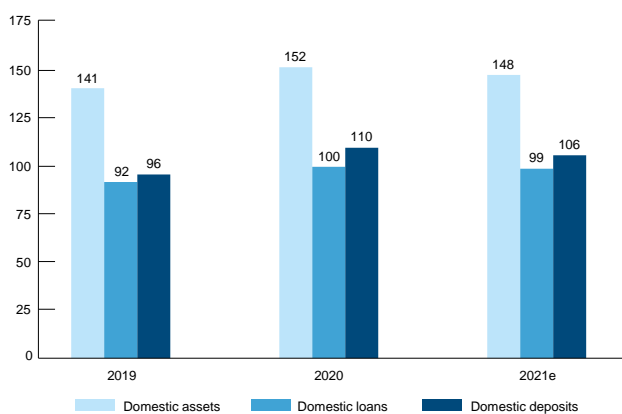
Key economic indicators – Austria	2018	2019	2020	2021e
Population (ave, million)	8.8	8.9	8.9	9.0
GDP (nominal, EUR billion)	385.4	397.5	379.3	408.7
GDP/capita (in EUR thousand)	43.6	44.8	42.5	45.6
Real GDP growth	2.6	1.5	-6.7	4.8
Private consumption growth	1.1	0.7	-8.5	3.3
Exports (share of GDP)	42.1	42.7	40.5	43.1
Imports (share of GDP)	44.1	44.5	42.9	45.9
Unemployment (Eurostat definition)	4.9	4.8	6.1	6.2
Consumer price inflation (ave)	2.1	1.5	1.4	2.8
Short term interest rate (3 months average)	-0.3	-0.4	-0.4	-0.6
EUR FX rate (ave)	1.0	1.0	1.0	1.0
EUR FX rate (eop)	1.0	1.0	1.0	1.0
Current account balance (share of GDP)	1.3	2.1	1.9	-0.8
General government balance (share of GDP)	0.2	0.6	-8.3	-6.2

Source: Erste Group

Market review

Austria’s highly competitive banking sector has demonstrated resilience to the Covid-19 induced crisis and continued to significantly support the country’s economy. Housing loans grew sharply fuelled by very low interest rates, further rising real estate prices and strong competition among lenders. Overall, customer loan growth amounted to 6.9%, mainly driven by the surging demand for housing loans. Due to low interest rates, the share of variable rate loans continued to decline. In the past two years, Austrian banks have increasingly grown their balance sheets by taking advantage of the TLTROs. At 3.9%, customer deposits increased less than loans. The banking system’s loan to deposit ratio stood at 93.3% at the end of the year.

Financial intermediation – Austria (in % of GDP)



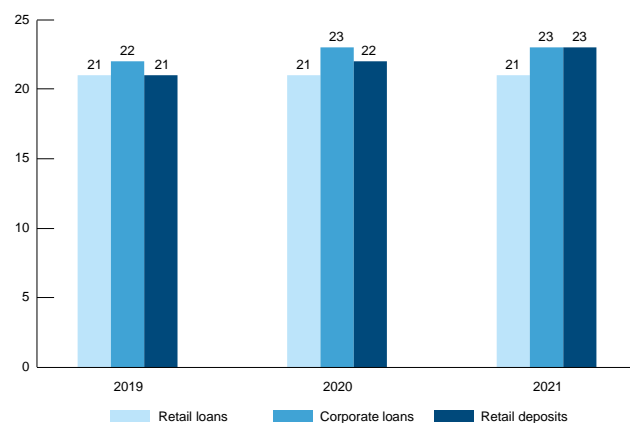
Source: Oesterreichische Nationalbank, Erste Group

Austrian banks’ capital ratios remained fundamentally solid, partly reflecting relaxed regulatory requirements and restrictions on dividend payments in response to the Corona induced crisis. Funding and liquidity profiles remained strong. The Systemic Risk (SRB) and the Other Systemically Important Institutions (OSII) buffers were recalibrated to 1% as of December 2020. Starting with 2021, these buffers were cumulative. The Financial Market Stability Board recommended to keep the countercyclical

capital buffer at a rate of 0%. Stress test results, published by the Austrian National Bank annually, confirmed again that the domestic banking sector’s risk-bearing capacity was adequate.

The Austrian banking sector’s profitability rebounded on the back of an economic recovery supported by comprehensive public support measures and ongoing credit growth. The prolongation of the low interest rate environment continued to burden operating revenues and put further pressure on banks’ net interest margins. Widely used remote work and subdued business travel continued to have positive effects on administrative costs, while IT investments weighed on overall cost developments. In 2021, banks were mostly able to offset these headwinds on their net interest income through loan growth, as demand for mortgages held up well. The sharp drop in risk costs was attributable to still very low credit default volumes following the substantial risk provisioning of the prior year. The share of nonperforming loans stood at 1.8%. Participation in Covid-19-moratoria remained low. Austrian banks continued to pay a banking tax. Digital financial services and products were improved and digital penetration increased further. Overall, the Austrian banking system profitability increased significantly.

Market shares – Austria (in %)



Source: Oesterreichische Nationalbank, Erste Group

Erste Bank Oesterreich and the savings banks succeeded in further increasing their combined market shares to between 21% and 25%, both in retail and corporate business, benefitting from their balanced business model. George, the digital banking platform of Erste Group, proved its significance during the lockdowns. In 2021, George's product range was again widened. With more than 2 million users and 43 million monthly logins in the country, more than a third of the Austrian online banking customers used George.

ERSTE BANK OESTERREICH & SUBSIDIARIES

Business review 2021 – questions to Gerda Holzinger-Burgstaller, CEO of Erste Bank Oesterreich

How did the competitive environment change?

While the economy recovered in the second year of the Corona pandemic, the market environment remained challenging. High bank density in Austria combined with the low-interest-rate environment that has been persisting for a number of years, resulted in continued fierce price competition, most importantly in real estate financing. While on the one hand a growing number of specialised challengers is entering the market, seeking to target their offerings to specific customer segments, several international competitors also withdrew from the Austrian market last year.

Loan volume increased both in the retail and the corporate sectors. Marked growth was seen in particular in housing loans, which went hand in hand with a sharp rise in real estate prices. Government support measures taken to cope with the effects of the pandemic in Austria, including loan moratoria, had a beneficial impact on the overall economy and the liquidity of private individuals and companies. Due to the pandemic, deposit volume and the savings ratio were up significantly and the strong trend towards cashless payments continued. On the investment side, the interest-rate environment boosted interest in more risky assets. Amid the solid performance of the markets this led to a substantial rise in demand and increased volume.

Which ESG related topics were most relevant for you?

Sustainability is a key topic to us. As a bank, we can and want to play a significant part in the transition towards a sustainable economy. In recognition of this, we at Erste Group have taken on a pioneering role: we offer our customers sustainable investment products and assist them by providing comprehensive advice and sustainable approaches to financing. At the same time we are setting ourselves ambitious goals for our own ecological footprint, a sustainable loan portfolio and progressing decarbonisation.

In line with our founding principles we are also committed to bringing financial education to children and young people as well as to our customers. We want to contribute to their financial health, but also help those who are already experiencing financial difficulties to get back on their feet – most notably through Zweite Wiener Vereins-Sparcasse.

In the context of one of our core tasks, financing and providing housing, we approach the theme of affordable housing also indirectly, through our dedication in the sector of non-profit developers.

How did you manage to successfully differentiate your business activities from those of your competition?

Even in the second year of the pandemic we considered it a key mission to always be available to our customers, true to our motto of "we care". It was last but not least due to our tried-and-tested omni-channel capabilities that we were able to offer customers the contact points, services and advice they required. Based on automated processes combined with high-quality personal advice we provided well-targeted support. We are increasingly successful in offering our customers the tools they need to always have an eye on their financial health and to develop and implement strategies for its improvement.

A well-known and strong brand coupled with leadership on innovation will also help us to further expand our customer base in the future.

Looking back at the year, what major achievements or challenges were especially noteworthy?

Last year, the focus was again on digitalisation and transformation. We are continually working on developing and expanding the omni-channel customer experience mentioned through ongoing innovation, thereby supporting the sustained positive development of the number of customer and customer satisfaction. At the same time, we have been able to offer our customers more options for asset growth in the form of investment plans including equities and certificates. Working with a wider range of sustainable investment products we placed a focus on sustainable advisory services. In 2021, for example, four products specifically designed for sustainability were among the top five investment funds most sold to retail customers. In addition, we were able to boost efficiency and exploit synergies by taking extensive organisational measures.

Last but not least, I am of course also pleased about the awards received by Erste Bank Oesterreich. In 2021, we were named Best Private Bank and Best Bank of the Country by the renowned financial magazine *The Banker*, and the banking app George received the ÖGVS App Award of the Austrian consumer research association ÖGVS in recognition of its high user-friendliness.

Business review – additional question on cooperation with the savings banks

How did cooperation with the savings banks develop, and what were the major achievements in this area?

In 2021, as in the previous year, the Savings Banks were again a key partner for all retail and corporate customers in dealing with the financial problems induced by the Covid-19 crisis.

To strengthen cooperation even further, a number of projects were pursued internally. The Savings Banks Group agreed, for example, on uniform retail segmentation criteria. These facilitate addressing specific target groups on the various sales channels, optimisation of back office processes and contribute to improving the quality of the customer relationship. In addition, the Value Chain Lending initiative was launched, which combines all efforts of Erste Bank Oesterreich and the Savings Banks Group designed to keep developing both analogue loans, those offered in the branches, as well as digital lending options.

Future participation in Sparkasse Oberösterreich was newly agreed: Erste Bank Oesterreich will gradually reduce its interest in Sparkasse Oberösterreich from 39.19% to 10% by June 2026. This stake will be taken over by Anteilsverwaltung Allgemeine Sparkasse, which will raise its share to 85.7%. At the same time, steps will be taken to include Sparkasse Oberösterreich in the cross-guarantee system. As a result, the entire Austrian Savings Banks Group will be covered by the cross-guarantee system in the future. Sparkasse Oberösterreich had already been a member of the Savings Banks Group's deposit insurance and investor compensation system.

Financial review

in EUR million	2020	2021	Change
Net interest income	638.2	646.4	1.3%
Net fee and commission income	406.6	460.1	13.2%
Net trading result and gains/losses from financial instruments at FVPL	13.8	17.0	23.4%
Operating income	1,126.1	1,193.3	6.0%
Operating expenses	-711.4	-702.7	-1.2%
Operating result	414.7	490.6	18.3%
Cost/income ratio	63.2%	58.9%	
Impairment result from financial instruments	-135.8	-31.5	-76.8%
Other result	-9.5	-34.8	>100.0%
Net result attributable to owners of the parent	222.0	306.6	38.1%
Return on allocated capital	15.6%	16.4%	

Net interest income increased due to the one-off booking related to TLTRO III refinancing with ECB (EUR 20.1 million) and higher loan volumes, which were partially offset by lower margins for customer loans and higher interest expense for the placement of excess liquidity. Net fee and commission income rose on the back of higher income from securities and payment fees. The improvement in net trading result and gains/losses from financial instruments at FVPL was driven by valuation effects. Operating expenses went down due to the decrease of deposit insurance contribution to EUR 33.8 million (EUR 49.9 million) and lower IT expenses, which offset higher personnel, marketing, legal and consulting expenses. Consequently, operating result increased and the cost/income ratio improved. Impairment result from financial instruments improved as last year updated risk parameters with forward looking information and stage overlays related to the Covid-19 crisis led to significantly higher risk provisioning. Other result worsened mainly due to lower selling gains from real estate. Payments into the resolution fund increased to EUR 12.3 million (EUR 10.5 million). Banking tax amounted to EUR 4.3 million (EUR 3.7 million). Overall, the net result attributable to owners of the parent improved significantly.

Credit risk

Credit risk exposure in the Erste Bank Oesterreich & Subsidiaries segment rose to EUR 49.2 billion (+5.9%), customer loans increased to EUR 37.4 billion (+5.0%). This segment accounted for 20.3% (21.0%) of Erste Group's total loan portfolio. The share of retail customers in total loan volume declined to 39.1% (39.5%), while the share of corporates, including self-employed individuals and small businesses, rose to 55.6% (55.1%). Loans to professionals, other self-employed individuals and small businesses are less significant than they are for other Austrian savings banks. Lending to the public sector amounted to EUR 2.0 billion (+1.9%). Its proportion of the total loan portfolio is on a declining trend. The share of Swiss franc-denominated loans in the total loan portfolio declined further to EUR 1.0 billion (-11.1%). Non-performing loans were slightly down and, as percentage of total loans to customers, remained low at 1.5% (1.6%). The development was slightly positive across all customer segments. The NPL coverage ratio based on loan loss provisions decreased marginally to 62.0% (63.4%).

SAVINGS BANKS

Financial review

in EUR million	2020	2021	Change
Net interest income	1,069.4	1,080.3	1.0%
Net fee and commission income	519.6	584.5	12.5%
Net trading result and gains/losses from financial instruments at FVPL	16.6	42.6	>100.0%
Operating income	1,648.6	1,754.3	6.4%
Operating expenses	-1,106.1	-1,108.8	0.2%
Operating result	542.5	645.5	19.0%
Cost/income ratio	67.1%	63.2%	
Impairment result from financial instruments	-267.2	23.8	n/a
Other result	-4.1	-15.9	>100.0%
Net result attributable to owners of the parent	41.6	83.2	99.7%
Return on allocated capital	7.1%	12.5%	

Net interest income increased due to a one-off booking related to TLTRO III refinancing with ECB (EUR 13.6 million) and higher loan volumes, largely offset by lower margins for customer loans and higher interest expense on the placement of excess liquidity. Net fee and commission income increased on the back of higher securities and payment fees. The notable improvement of net trading result and gains/losses from financial instruments at FVPL was primarily driven by valuation effects. Operating expenses remained almost unchanged as lower IT expenses and depreciation largely offset higher payment into deposit insurance fund of EUR 51.6 million (EUR 45.0 million), higher personnel expenses and higher expenses for advertising and marketing. Overall, operating result as well as the cost/income ratio improved. Impairment result from financial instruments also improved and resulted in a net release as last year updated risk parameters with forward looking information and stage overlays related to the Covid-19 crisis led to significantly higher risk provisioning. Other result worsened due to provisions for legal expenses related to a potential client reimbursement for interest payments during loan moratoria (EUR -11.5 million). The resolution fund contribution increased to EUR 11.2 million (EUR 9.5 million), banking tax to EUR 5.1 million (EUR 4.6 million). Overall, the net result attributable to the owners of the parent increased considerably.

Credit risk

Credit risk exposure in the Savings Banks segment increased to EUR 75.1 billion (+5.4%), while loans to customers rose to EUR 53.8 billion (+6.8%). Their share in Erste Group's total loans to customers stood at 29.2% (29.6%). Lending to private households registered slightly above-average growth, raising its share in the Savings Banks' total customer loan portfolio to 39.8% (39.5%). Loans to professionals, other self-employed persons and small businesses amounted to EUR 6.5 billion (-1.7%). Despite a noticeable decline to 12.1% (13.2%) of total loans, the share of this customer segment was again extraordinarily large and, most notably, significantly larger than at Erste Group's subsidiaries in Central and Eastern Europe. This reflects the Savings Banks' predominantly local and regional operations as well as the general structure of the Austrian economy, which has a higher percentage of small and medium-sized businesses than many other countries. Swiss franc-denominated foreign-currency loans declined again

significantly to EUR 1.3 billion (-16.5%). Due to extensive government support provided amid the Covid-19 pandemic, non-performing loans as a percentage of total loans to customers declined to 2.4% (2.8%). The NPL coverage ratio based on loan loss provisions was unchanged at 70.2%.

OTHER AUSTRIA

Business review 2021 – questions to Ingo Bleier, Chief Corporates and Markets Officer

How did the competitive environment change?

In 2021, we saw a normalisation after the uncertainties in 2020 due to the outbreak of the Covid-19 pandemic. Corporate clients were less impacted as the liquidity in the market was very strong. This led to an ongoing margin pressure and aggressive deal structures as well as early prepayments of some of our real estate financings. On top of that the supply chains got significantly disrupted and more and more fintechs are entering the market.

Digitalisation is accelerating and our clients are increasingly open to remote services and the usage of digital channels. Thanks to strong ratings and a consistent strategy, Erste Group is perceived as a safe harbour, resulting in a significant inflow of corporate deposits, where we benefited from increased interest rates in our non-EUR core markets.

In the capital markets area, the issuance of ESG-related bonds has increased, and the EU stepped up with first transactions out of its EU SURE and NEXT GEN EU programme.

In addition, we were able to increase the issuance volume for our clients in the commercial real estate sector in the CEE region, who saw a favourable spread development and increasing valuations. The local bond markets showed a solid development, especially in Hungary (supported by a Hungarian National Bank bond purchasing programme), Czech Republic and Croatia, which is important for us, having in mind our mission to develop the local capital markets in CEE. On the Equity Capital Markets side we saw a year of increased deal activity in the CEE, although the region is still lagging behind Western Europe. Poland remained by far the most active country.

Which ESG related topics were most relevant for you?

ESG has become an additional criterion in the process of credit decision making. Although the projected fight for green assets has only just begun, competition in this field will be intense. Therefore, we are constantly improving our governance on ESG asset screening based on the EU taxonomy and are preparing ourselves for the reporting of the Green Asset Ratio.

One of the main drivers in retail investments was the ESG topic. First, driven by the fund industry ESG products became more popular and so issuers of structured notes started to offer green products. Erste Group, in particular Group Markets, recognised this trend early on and broadened its product offering. But more than that we strategically focused on an ESG setup and implemented a group-wide product policy. This internal regulatory framework does not only focus on green investments but also covers social and governance topics.

In our strategic dialogue with clients the topic gained further relevance and our expertise is highly appreciated. We advised corporate clients on establishing their ESG frameworks and strategies. Owing to this cooperation we issued more than EUR 2.5 billion with ESG corporate transactions (bonds and Schuldscheindarlehen) in 2021. On the equity market, ESG reporting and ESG ratings have increased significantly in importance in both primary and secondary markets. Investors in Initial Public Offerings expect companies to talk about their ESG vision and most relevant Key Performance Indicators.

In 2021, nearly 50% of all structured products sold to retail customers were ESG products (by volume) and the share of ESG bonds (by ICMA (International Capital Markets Association) standards) in our bond investment book was already 20% for our financial institutions department in Vienna. As joint bookrunner we placed sustainable bonds with a combined volume of around EUR 4 billion (12 issues in total for FIG & SSA clients). Together with EBRD and other supranational financial institutions we support ESG trade transactions for our clients in our home markets.

How did you manage to successfully differentiate your business activities from those of your competition?

Erste Group is continuously progressing in the digitalisation of its products and offerings. In 2021, we successfully completed the initial phase of our digital onboarding project for corporate clients by launching the process in Austria and Romania. This is the first fully end-to-end digital corporate onboarding in both countries, where corporates can now complete a fully-fledged Know Your Customer process online, including opening an account (and active IBAN) and gaining access to Telebanking Pro or George.

Erste Bank Croatia introduced a new rating advisory project. We are the first bank to make their internal rating available to customers online and to explain the key principles of the rating, rating factors and other KPIs. The tool, a pilot of the Financial

Health initiative, also shows peer benchmarking, through which our clients get additional insights.

Despite the Covid-19 pandemic we managed to complete the shift to headquarter IT systems in our New York branch (Hong Kong completed this project already in 2020). In addition, Erste Group closed its branch in London in the context of Brexit and transferred the entire loan portfolio to Vienna. This results in a significant reduction of operational costs in the Holding.

Looking back at the year, what major achievements or challenges were especially noteworthy?

Let me split the answer into two parts: the business and the IT achievements. I am very proud that we were able to support our clients in great numbers to successfully tap the Capital Markets, the highlights definitely being the first EUR 1 billion Schuldscheindarlehen led by Erste Group as well as CTP's EUR 1 billion initial public offering (IPO) – the largest IPO in the European real estate sector since 2014, where Erste Group acted as global coordinator.

In addition, we issued our inaugural sustainable benchmark bond and we were mandated for the first time to place a Eurobond for the republic of Serbia.

Owing to Erste Group's consistent presence and activity in the Corporate Banking market we have become a "go to" name for Large Corporates which is reflected in the strong growth of the business in the past year.

Due to our excellent market position in commercial real estate, we were able to sign EUR 3.4 billion of new loans in 2021 across the Group (on top of residential real estate), almost par to our record year 2019 (EUR 3.5 billion). Backed by this new loan volume, we grew our loan book significantly – despite some larger early prepayments in the first half of the year – and successfully closed financings for some very valuable assets in our region.

Thanks to fruitful cooperation between business and IT, we implemented a new custody web portal for the CEE markets delivering a modern and convenient interface to our custodian clients. The very complex regulatory driven integration of our New York Branch in the Group's reporting environment was completed. Furthermore, we introduced the digital onboarding process for Corporate clients in Romania and made tangible progress in the field of digital lending for small businesses in Croatia and Slovakia with valuable learning effects (especially on data models) for other countries.

Financial review

in EUR million	2020	2021	Change
Net interest income	451.0	417.2	-7.5%
Net fee and commission income	249.9	301.3	20.5%
Net trading result and gains/losses from financial instruments at FVPL	-23.9	48.6	n/a
Operating income	721.8	813.3	12.7%
Operating expenses	-367.2	-352.0	-4.1%
Operating result	354.5	461.3	30.1%
Cost/income ratio	50.9%	43.3%	
Impairment result from financial instruments	-202.3	3.4	n/a
Other result	-14.4	7.1	n/a
Net result attributable to owners of the parent	103.2	351.1	>100.0%
Return on allocated capital	5.2%	14.6%	

Net interest income went down primarily in Holding markets business on the back of unfavourable market interest rate developments, partially compensated by higher result from corporate lending in the Holding. Net fee and commission income increased due to a higher contribution of securities business driven among others by higher assets under management with institutional clients in Austria as well as the good development of corporate lending in the Holding. Net trading result and gains/losses from financial instruments at FVPL improved significantly due to valuation results of interest rate derivatives, equity futures and bonds. Overall, operating income improved notably while operating expenses decreased, mostly on lower costs in foreign branches. Consequently, operating result and the cost/income ratio improved. The impairment result from financial instruments improved and resulted in a net release as last year updated risk parameters with forward looking information and stage overlays related to the Covid-19 crisis led to significant risk provisioning in the corporate portfolio. Other result improved due to higher real estate selling gains and lower provisions for commitments and guarantees, partially offset by breakage costs related to an early loan repayment. Other result included the resolution fund contribution of EUR 8.0 million (EUR 9.6 million). Overall, the net result attributable to owners of the parent improved significantly.

Credit risk

Credit risk exposure in the Other Austria segment, which is almost completely made up of Erste Group Bank AG and Erste Group Immorent GmbH, increased to EUR 40.1 billion (+10.3%). Its share in Erste Group's total credit risk exposure stood at 12.8% (12.7%). A large proportion of risk positions in this business segment was accounted for by securities and cash balances held with other banks. Consequently, the share of loans to customers in Erste Group's total loan portfolio was lower than its contribution to credit risk exposure. At year-end, it stood at 9.4% (9.0%). Robust growth in total loans to customers was driven primarily by the large corporates business while lending to the public sector declined further. The decline in the NPL ratio (non-performing loans as a percentage of the total loan portfolio) to 2.4% (2.8%) was primarily attributable to a significantly reduced inflow of non-performing loans against the backdrop of substantial growth in business volume. Loan loss provisions amounted to 78.2% (78.1%) of non-performing loans.

Central and Eastern Europe

CZECH REPUBLIC

Economic review

The Czech Republic is among the most open economies in the CEE region with well-developed services and industry sectors. The country's economy continued to recover in 2021. Economic growth was mainly driven by domestic demand which remained strong during the year. Private consumption, supported by increased real disposable income, and investments improved visibly. The country's traditionally high savings rate remained at a high level as well. Government spending also contributed to GDP growth. The negative impact of supply-chain disruptions, however, posed significant headwinds for the Czech economy. They had a more significant impact on economic growth than in most of the other CEE countries. Trade was impacted strongly due to the structure of Czechia's exports, in particular the importance of the automotive and engineering industries. Exports were especially affected in the fourth quarter when car production was significantly reduced due to the global chip shortage. Although the unemployment rate increased to 2.9% at the end of the year, it remained the lowest among the European Union countries. Overall, real GDP increased by 3.3% and GDP per capita amounted to EUR 22,300.

After parliamentary elections in the fourth quarter, a new centre right coalition government was formed consisting of five political parties. Traditional left-wing parties failed to reach the 5% threshold. Importantly, the country's budget deficit widened to 6.8% of GDP. The deficit was driven mainly by higher expenditures (in particular the extensive fiscal stimulus including the support measures related to the Covid 19 pandemic), a reduction in personal income taxes as well as further increases in pensions and public wages. The phase-out of Covid 19 support measures started in the second half of 2021. At 42.2%, public debt as a percentage of GDP remained one of the lowest in the European Union.

Inflation in the Czech Republic exceeded the 3% upper end of the central bank's tolerance range, mainly due to a rise in energy and food prices as well as due to solid domestic demand and supply-side factors. Regulated energy prices, on the other hand, had a mitigating impact on inflation. Overall, average consumer price inflation reached 3.8%. The Czech koruna was the only regional

currency that appreciated against the euro in 2021, mainly due to monetary tightening of the Czech National Bank. The central bank started to hike interest rates in June and raised its key policy rate in five steps to 3.75% during the year.

Rating agencies did not change their ratings and outlook for the Czech Republic in 2021. Moody's confirmed its long-term credit rating at Aa3 with a stable outlook. Standard and Poor's and Fitch kept their ratings at AA- with a stable outlook.

Key economic indicators – Czech Republic	2018	2019	2020	2021e
Population (ave, million)	10.6	10.7	10.7	10.7
GDP (nominal, EUR billion)	211.2	225.7	215.3	238.2
GDP/capita (in EUR thousand)	19.9	21.2	20.1	22.3
Real GDP growth	3.2	3.0	-5.8	3.3
Private consumption growth	3.3	2.6	-7.1	4.5
Exports (share of GDP)	66.8	63.6	61.2	64.1
Imports (share of GDP)	65.0	61.1	58.0	63.8
Unemployment (Eurostat definition)	2.3	2.0	2.6	2.9
Consumer price inflation (ave)	2.2	2.8	3.2	3.8
Short term interest rate (3 months average)	1.3	2.1	0.9	1.1
EUR FX rate (ave)	25.6	25.7	26.5	25.6
EUR FX rate (eop)	25.7	25.4	26.2	24.9
Current account balance (share of GDP)	0.4	0.3	3.6	0.3
General government balance (share of GDP)	0.9	0.3	-5.6	-6.8

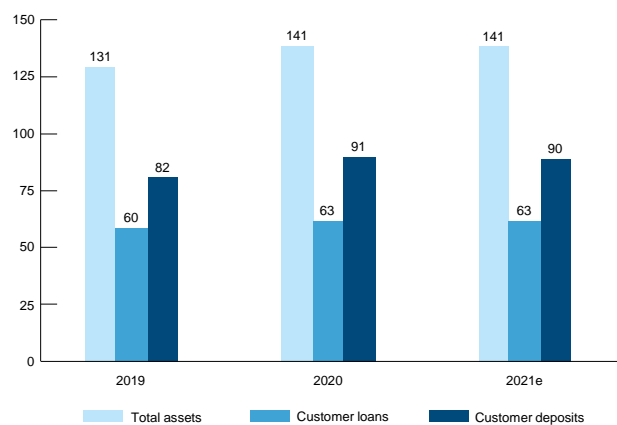
Source: Erste Group

Market review

Based on sound fundamentals, the Czech banking sector proved to be resilient to the Covid 19 induced crisis. In 2021, customer loans rose by 7.0% mainly driven by retail loans, growing at 9.9%. Housing loans continued to dominate the retail sector with a growth rate of 11.2%. The volume of new mortgages reached a new record level in 2021. The Czech central bank tightened rules on the issuance of mortgage loans. It reintroduced the debt-to-income ratio and the debt-service-to-income ratio for mortgage applicants, with the limits set at 8.5 and 45%, respectively. In addition, the upper limit on the loan-to-value ratio was reduced to 80%. The new rules will come into force in April 2022. The central bank also increased the countercyclical capital buffer for banks in gradual steps to 2% until 1 January 2023.

Corporate loans grew by 6.0% reflecting a revival in investment activity. Customer deposit inflows remained very strong with a growth rate of 6.6%. Retail and corporate deposits grew similarly, by 6.8% and 7.5% respectively. The Czech banking market remained one of the most liquid in Central and Eastern Europe. At year-end, the banking sector loan-to-deposit ratio stood at 69.9%. The solid fundamentals were confirmed by the banking sector's total capital ratio of well above 20%.

Financial intermediation – Czech Republic (in % of GDP)

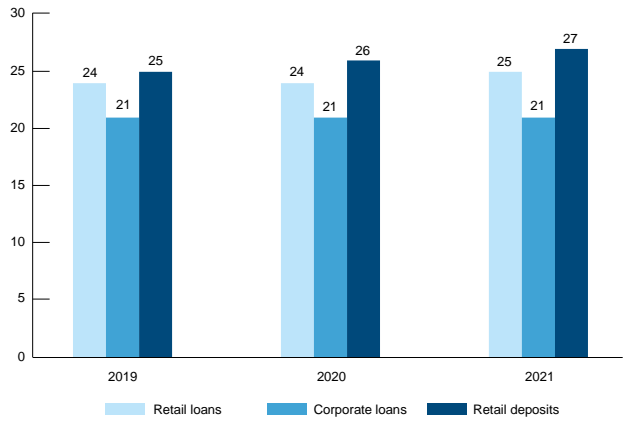


Source: Czech National Bank, Erste Group

The Czech banking market continued to perform well in terms of profitability. Revenues, especially net interest income, benefitted from loan growth as well as interest rate hikes in the second half of the year. Fee and commission income, driven mainly by asset management and insurance businesses, also supported revenues. Cost management remained strict with banks further reducing their number of branches throughout the year. Risk provisions decreased significantly and hence contributed to rising profits. The share of non-performing loans remained close to historically low levels; the coverage ratio increased significantly. Overall, the banking sector ended the year with a return on equity of 10.2%.

The consolidation of the banking sector continued in 2021. Moneta Money Bank decided to acquire Air Bank Group and the Czech and Slovak Home Credit. Other smaller transactions also took place such as Raiffeisenbank purchasing Equa bank and Česká spořitelna taking over the Czech branches and business of Waldviertler Sparkasse. The three largest banks have a combined market share of approximately 60% in customer loans and deposits.

Market shares – Czech Republic (in %)



Source: Czech National Bank, Erste Group

Česká spořitelna maintained its very strong market positions across all product categories. Retail lending market shares ranged from 24% to 27%, market shares in the corporate lending business remained above 20%. At 26%, the bank also retained the top position in consumer lending, including the credit card business. Česká spořitelna built on its market leadership position in asset management products, pushing its market share to 26%. Overall, its market share in terms of total assets stood at 19.1%.

Business review 2021 – questions to Tomáš Salomon, CEO of Česká spořitelna

How did the competitive environment change?

Looking back at 2021 should fill us with optimism for the future. Even though both we and our clients had to deal with various obstacles in the course of the year together we have managed to overcome most of them and are gradually returning to “normal”.

Financial results of Česká spořitelna and also other banks in the market confirm the long-term stability of the banking sector in the region.

It is evident that the new “normal” will differ significantly from the previous one: the economic and social environments have changed by leaps and bounds and all of us need to adapt as rapidly as possible. How we do this will determine our future success. It is not only the form by which traditional banking services are provided and their digitalisation that are undergoing rapid transformation, but also their content.

After a long time, the Czech banking market experienced some M&As. Česká spořitelna took over the branches of Waldviertler Sparkasse located in the Czech Republic, and Raiffeisenbank took over Equa bank. Meanwhile, Moneta announced it will merge with Air Bank and Home Credit (of the PPF Group). The new bank will become the biggest consumer lender and the third

biggest in terms of customers (2.5 million) behind Česká spořitelna and ČSOB.

Which ESG related topics were most relevant for you?

We sailed through the year 2021 on a “green wave”. Česká spořitelna made the largest-ever issue of green bonds among financial institutions operating on the domestic market, offering international investors bonds in an amount of EUR 500 million. The proceeds will finance projects focused on sustainability and the environment. We also opened three new ESG mixed mutual funds.

Together with nine other banks, Česká spořitelna supported the establishment of the Commission for Sustainable Finance at the Czech Banking Association. The banks also signed a Memorandum for Sustainable Finance.

Česká spořitelna was also among those who initiated an annual Carbon Tracker report that should help companies to track their CO₂ footprint and to transform according to upcoming ESG legislation.

Česká spořitelna defined an ESG, Environmental, Social and Governance, risk policy as its basic framework for identifying and managing sustainability related goals and risks.

How did you manage to successfully differentiate your business activities from those of your competition?

In 2021, Česká spořitelna continued its own strategic transformation. We are again a step further along on our journey, from being a commodity-offering financial services provider to being a trusted partner for our clients. We were able to provide personalised advice to more clients in our branches and corporate centres. We have improved our online advisory services and further developed our digital platform George, which is already used by more than 1.8 million customers. In cooperation with partner firms, we also launched a unique application that allows users to turn their mobile phone into a payment terminal to accept credit cards. Czech retailers were the first in Central Europe to obtain this option. We offered our clients the use of Banking Identity, a solution for online communication with the state and companies. Česká spořitelna’s Banking Identity has become the most used Banking Identity for communication with the state and has real potential to drive the much-needed digitalisation of the Czech Republic.

Looking back at the year, what major achievements or challenges were especially noteworthy?

While the focus was heavily on the environmental part of ESG, we did not forget about the social aspects either. In 2021, we continued to help the Czech Republic where it was needed. At the beginning of the year, for example, we set up a special phone line to help seniors register for their coronavirus vaccination. We supported communities with our long standing grant programme, helped tornado-devastated Moravia, and continued the cooperation with dozens of our partners in the non-profit sector.

A tremendous amount of employee work and dedication stands behind these activities and accomplishments. Thanks to their efforts, we earned a number of significant awards in 2021: we defended our victory in the Bank of the Year competition and

won four Golden Crowns for our products. Česká spořitelna's customer care scored in the prestigious international competition European Customer Centricity Awards, in which we won the top prize among 210 projects of 86 companies from 26 countries.

Financial review

in EUR million	2020	2021	Change
Net interest income	1,049.0	1,150.5	9.7%
Net fee and commission income	311.6	358.2	14.9%
Net trading result and gains/losses from financial instruments at FVPL	94.7	63.5	-32.9%
Operating income	1,466.6	1,589.9	8.4%
Operating expenses	-722.4	-795.3	10.1%
Operating result	744.2	794.6	6.8%
Cost/income ratio	49.3%	50.0%	
Impairment result from financial instruments	-299.8	-69.4	-76.8%
Other result	-25.6	-75.9	>100.0%
Net result attributable to owners of the parent	334.7	504.1	50.6%
Return on allocated capital	12.9%	16.6%	

The segment analysis is done on a constant currency basis. The CZK appreciated by 3.0% against the EUR in the reporting period. Net interest income in the Czech Republic segment (comprising Česká spořitelna Group) increased on higher business volumes and the non-recurrence of loan repayment moratorium modification losses. The increase in net fee and commission income was mainly driven by higher securities and insurance brokerage fees. Negative valuation effects resulted in a lower net trading result and gains/losses from financial instruments at FVPL. Operating expenses increased due to higher personnel as well as IT and marketing costs. The deposit insurance contribution amounted to EUR 10.8 million (EUR 10.1 million). Overall, the operating result increased while the cost/income ratio deteriorated. Impairment result from financial instruments improved significantly as last year updated risk parameters with forward looking information and stage overlays related to the Covid-19 crisis led to high risk provisioning. Other result deteriorated mainly due to higher impairments of non-financial assets and provisions for legal expenses. Payments into the resolution fund amounted to EUR 31.9 million (EUR 29.1 million). Altogether, these developments led to a significant improvement in the net result attributable to the owners of the parent.

Credit risk

Credit risk exposure in the Czech Republic segment rose to EUR 71.2 billion (+14.8%) while loans to customers increased to EUR 34.5 billion (+16.4%). The strong growth rates were largely driven by the appreciation of the Czech koruna against the euro. Retail business volume registered above-average growth supported mainly by strong demand for mortgage loans, but the large corporates business also expanded significantly. Customer loan volume as a percentage of Erste Group's total loans to customers increased significantly to 18.7% (17.4%). In terms of business volume, the Czech Republic is by far the second most important market for Erste Group after Austria. The quality of customer loans improved slightly and was again better than the average of Erste Group's core markets in Central and Eastern Europe. Non-performing loans as a percentage of total loans to customers

declined to 2.1% (2.2%). Loan loss provisions amounted to 111.3% (115.1%) of non-performing loans.

SLOVAKIA

Economic review

Slovakia is an open economy characterised by strong automotive, electronics and services sectors. Economic growth in 2021 was mainly driven by domestic demand, especially private consumption, supported by the easing of Covid-19 containment measures during summer. Economic growth also benefitted from investment activity. The industry-heavy export sector, however, was adversely affected by severe supply-chain disruptions. Global semiconductor shortages persisted throughout the year and constrained the country's automotive industry. Slovakia's labour market showed signs of resilience. The unemployment rate rose moderately to 7.0% supported by government measures to protect jobs. Overall, real GDP increased by 3.0%, and GDP per capita amounted to EUR 17,700.

The general government deficit increased to 6.0% of GDP in 2021, mainly driven by temporary Covid 19 pandemic-related support measures, including short-time work schemes. Tax revenues, especially value added tax and corporate income tax, were positively impacted by the economic rebound. On the other hand, social transfers, subsidies, investments and expenditure on goods and services grew relatively fast. The country's public debt as a percentage of GDP increased further to 62.9%.

Inflationary pressures intensified in the second half of the year and reached a multi-year high in November. Main drivers were oil and commodity prices, higher excise taxes on tobacco, levels of rents and supply-side constraints. Overall, average consumer price inflation amounted to 3.2%. As Slovakia is part of the euro zone, its monetary policy is set by the European Central Bank (ECB) which kept its discount rate at zero throughout the year. In the context of the Covid 19 pandemic, the ECB introduced the Pandemic Emergency Purchase Programme (PEPP) and also used

long-term refinancing operations (TLTRO) as important components of its monetary policy.

Rating agencies acknowledged Slovakia's positive macroeconomic developments. Standard & Poor's upgraded its outlook from Nega-

tive to Stable and kept its long-term credit rating at A+. Moody's and Fitch confirmed their ratings at A2 and A, respectively, with a stable outlook from Moody's and a negative outlook from Fitch.

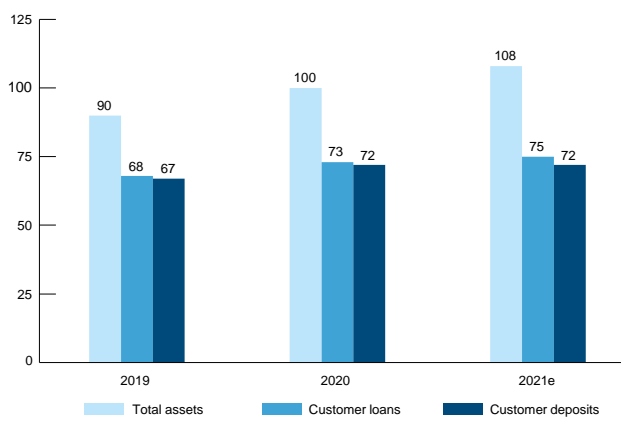
Key economic indicators – Slovakia	2018	2019	2020	2021e
Population (ave, million)	5.5	5.5	5.5	5.5
GDP (nominal, EUR billion)	89.4	94.0	92.1	97.0
GDP/capita (in EUR thousand)	16.4	17.2	16.9	17.7
Real GDP growth	3.8	2.6	-4.4	3.0
Private consumption growth	4.2	2.6	-1.3	1.0
Exports (share of GDP)	84.0	80.3	76.0	83.8
Imports (share of GDP)	84.3	81.5	74.9	84.0
Unemployment (Eurostat definition)	6.5	5.8	6.7	7.0
Consumer price inflation (ave)	2.5	2.7	1.9	3.2
Short term interest rate (3 months average)	-0.3	-0.4	-0.4	-0.6
Current account balance (share of GDP)	-2.2	-3.4	0.1	-1.1
General government balance (share of GDP)	-1.0	-1.3	-5.5	-6.0

Source: Erste Group

Market review

Market loan growth accelerated in 2021. Customer loans increased by 7.5%, driven by surging housing loans, which grew by 11.8%. The substantial increase in housing loans was attributable to the very low interest rate environment, a strong labour market and rising real estate prices. Consumer loans declined further by 6.1%. Up 6.2%, customer deposits rose slower than customer loans, resulting in a system loan-to-deposit ratio of 104.4%. The positive trend in asset management continued with an annual growth rate of 22.5%. The National Bank of Slovakia maintained its macroprudential measures during the pandemic and left the debt-service-to-income (DSTI), debt-to-income (DTI) and loan-to-value (LTV) regulations unchanged throughout the year. The countercyclical buffer remained at 1.00%.

Financial intermediation – Slovakia (in % of GDP)

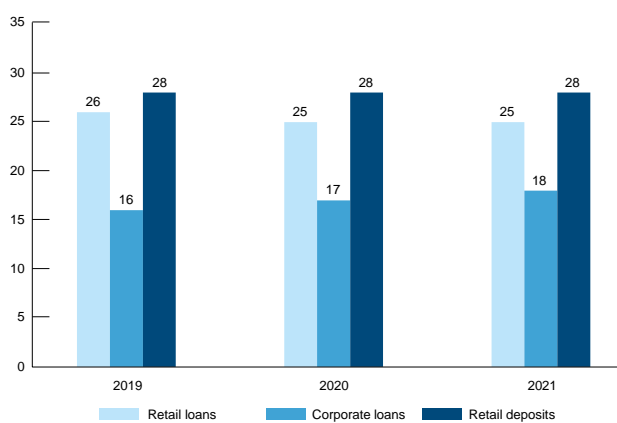


Source: National Bank of Slovakia, Erste Group

For the Slovak banking sector 2021 was one of its most profitable years. Very low market interest rates continued to weigh on

net interest income which was partially offset by TLTRO measures. Fee and commission income was supported by asset management and insurance brokerage business. Expenses remained well under control.

Market shares – Slovakia (in %)



Source: National Bank of Slovakia, Erste Group

Financial institutions further reduced the number of branches and employees. Risk costs significantly declined following substantial risk provisioning of the previous year. Asset quality developed favourably. The NPL ratio decreased further to 2.2%, the NPL coverage ratio stood at 105.2%. The participation rate in Covid 19 moratoria was lower than expected. Banking tax, based on total liabilities, excluding equity and subordinated debt, was discontinued in the second half of 2020. The banking sector remained well capitalised. Overall, the sector's return on equity stood at 7.5%.

Although there was no major acquisition in Slovakia's banking market in 2021, consolidation of the industry is expected to continue in the future. Slovenská sporiteľňa remained the country's largest bank. It continues to control more than one fifth of the country's banking market in terms of total assets and led the market in retail loans and deposits. The bank continued to benefit from its very strong asset management business, holding a 19.5% market share. Slovenská sporiteľňa commands higher market shares in the retail than in the corporate sector. In the retail loan business, the bank's market share was 24.7%, while for corporate lending it was 18.1%. At 13.4%, its market share in corporate deposits was also significantly lower than in retail deposits at 28.3%.

Business review 2021 – questions to Peter Krutil, CEO of Slovenská sporiteľňa

How did the competitive environment change?

Overall, positive factors outweighed the negative ones in 2021. After the initial shock caused by the pandemic, the economic recovery was swift and robust. In addition, the cancellation of the bank levy in 2020 helped as well to reduce uncertainties. On the other hand, the main negative factor – extremely low interest rates – is still present, depleting the main income source of Slovak banks. In the meantime, however, inflation went up so we will see whether the central bank sticks to its plan to increase interest rates only sometime in 2023.

Which ESG related topics were most relevant for you?

Slovenská sporiteľňa, as a responsible and relevant partner for its customers, made three commitments to the public which are meant to move Slovakia towards a better future. We will plant 300,000 trees across the country to fight climate change. We will provide financial education to 200,000 young people through the unique initiative of Slovenská sporiteľňa's foundation FinQ to improve the financial situation of the new generation. And finally, we will support people in challenging social conditions as a thousand of them will be provided with new homes thanks to social housing provided by our bank.

It goes without saying that improving energy efficiency, reducing emissions and paper usage has been on the agenda for 10 years. Among activities in the environmental area, I would like to emphasise the inaugural green bond we issued in 2021 and the signing of the memorandum on sustainable business.

Diversity and inclusion was another key topic for us last year. The human resources department prepared workshops and lectures covering these topics and produced various educational videos.

How did you manage to successfully differentiate your business activities from those of your competition?

It is our basic approach: First of all, it is about the people. Thanks to hardworking and passionate employees, step by step, we

turned into the digital leader in the Slovak banking market. The number of George users topped 1 million in 2021 and more than 800,000 already downloaded the mobile application; more than 660,000 of them actively use it. These are significant numbers given a total population of just 5.5 million. The swiftly growing number of users together with the improving digital offering naturally leads to higher digital sales. But for me, it is not just about numbers. I appreciate that our clients enjoy banking in George which is confirmed by the positive feedback from surveys as well as by the app stores ratings.

Financial health of the customers remained the key ambition for our bank. We have enhanced the Financial plan application used in branch tablets. Every customer is provided with individual advice and possibilities to optimise her or his financial wealth. Growth of asset management was another success story. We account for almost 40% of the market net sales and improved the market share on net asset value by superb 2.5 percentage points, becoming the number two on the market.

Looking back at the year, what major achievements or challenges were especially noteworthy?

I would not want to omit the record high net profit we reported in 2021, although we need to look at the result in the context of the risk costs in the past two years. What I am really proud of is that our operating result increased by strong 5%. Fee income was almost 20% higher compared to the previous year, operating expenses remained well under control thanks to the continuation of the internal optimisation programme, and the decline of net interest income was softened by the TLTRO participation.

Retail loans proved to be more challenging than expected. Housing loans, after a gradual growth deceleration in recent years, returned to exceptional growth of almost 12%. It was fuelled by still high demand, surging real estate prices, and persistently low interest rates. Slovenská sporiteľňa stood its ground and defended the market leading position amid an exceptional wave of refinancing, caused by aggressive pricing by some of the market challengers. At the same time, we are getting less dependent on external financial advisors, trying to increase the share of sales from our branch network and digital channels in the process.

Don't let me forget to mention that we kept improving our corporate loans market share also in 2021. The year-end figure of more than 18% is a record high, and it confirmed our ambition to be the bank of first choice also for corporate customers.

As an external appreciation that we are doing things right, our bank received the Via Bona award from the Pontis Foundation for fair, responsible and sustainable business in the category Well-Governed Company.

Financial review

in EUR million	2020	2021	Change
Net interest income	438.4	434.9	-0.8%
Net fee and commission income	147.1	174.3	18.4%
Net trading result and gains/losses from financial instruments at FVPL	11.8	9.0	-23.2%
Operating income	601.2	625.0	4.0%
Operating expenses	-287.1	-292.4	1.9%
Operating result	314.1	332.6	5.9%
Cost/income ratio	47.8%	46.8%	
Impairment result from financial instruments	-107.9	-1.1	-99.0%
Other result	-49.3	-18.2	-63.1%
Net result attributable to owners of the parent	115.8	237.9	>100.0%
Return on allocated capital	10.5%	18.6%	

Net interest income in the Slovakia segment (comprising Slovenská sporiteľňa Group) decreased moderately as the negative impact of lower consumer loan volumes and lower margins for housing loans in the retail business as well as the lower result from bond investments was only partially compensated by a one-off booking related to TLTRO III refinancing with ECB (EUR 12.9 million). Net fee and commission income increased on the back of higher income from payment, securities and insurance brokerage fees. Net trading result and gains/losses from financial instruments at FVPL decreased slightly on valuation effects. Operating expenses increased due to a higher deposit insurance contribution of EUR 9.4 million (EUR 1.1 million) on the back of a methodology change and higher IT costs. This increase was partially compensated by lower depreciation and personnel expenses. Consequently, operating result increased and the cost/income ratio improved. Impairment result from financial instruments improved significantly as last year updated risk parameters with forward looking information and stage overlays related to Covid-19 crisis led to high risk provisioning. Other result improved due to the abolition of the banking tax as of the second half of last year (EUR 33.8 million in the first half year of 2020). Payment into the resolution fund increased slightly to EUR 4.7 million (EUR 4.0 million). Overall, the net result attributable to the owners of the parent increased significantly.

Credit risk

Credit risk exposure in the Slovakia segment amounted to EUR 22.5 billion (+7.3%) while loans to customers rose to EUR 16.2 billion (+6.2%). Their share of Erste Group's total loan portfolio declined to 8.8% (9.0%). Loan volume growth was driven mostly by retail customers and small and medium-sized businesses, while business with large corporates was slightly down. The share of loans to private households was again significantly larger in the Slovakia segment than in other core markets and accounted for 66.8% (67.2%) of total loans to customers. This customer mix with a substantial proportion of retail mortgage loans also explains the large share of secured business of 57.2% (58.7%) in the entire loan portfolio, which exceeds that of other Central and Eastern European core markets. The NPL ratio declined significantly to a historically low level of 1.8% (2.4%). The positive trend was particularly notable in the Corporates business segment. Loan loss provisions exceeded non-performing loans significantly. The NPL coverage ratio rose to 115.9% (107.4%).

ROMANIA

Economic review

Romania's economy is characterised by its dominant services and manufacturing sectors. Following a decline of real GDP by 3.7% due to Covid 19 related measures in the previous year, the economy recovered in 2021. Real GDP expanded by 5.6% driven by domestic demand which was supported by tight labour market conditions and wage increases. GDP per capita increased to EUR 12,400. The services sector remained the main contributor to GDP growth, followed by industry and agriculture. Construction was a minor drag to GDP growth along with net exports. Exports were affected by supply-chain disruptions, with the auto industry output declining in the second half of the year. The Covid 19 pandemic did not weigh too much on the labour market, the unemployment rate declined to 5.5% at the end of the year, marginally above pre-Covid 19 levels.

The Romanian political environment remained volatile in 2021. After the collapse of the centre-right government in September the National Liberal Party and the Social Democratic Party formed a new government. The budget deficit stood at 7.8% of GDP. State revenues improved on the stronger-than-expected GDP development, while expenditures, especially wage related expenditures, were contained. The government introduced measures to dampen the energy prices shock. Public debt to GDP increased to 50.0%. Consumer price inflation increased from 2.7% in 2020 to an average of 5.0% in 2021 mainly due to higher gas, electricity and fuel prices. Core inflation increased to 4.7% on the back of higher processed food prices and higher energy costs, above the central bank target range of 1.5-3.5%. The Romanian leu continued its gradual depreciation against the euro and traded between 4.85 and 4.95 throughout the year. In response to high inflation, the National Bank of Romania increased its key policy rate by 50 basis points in two steps to 1.75% in 2021 and widened its symmetrical standing facilities corridor from ± 50 to ± 100 basis points, thus hiking the credit facility rate, which is the most relevant instrument under the firm liquidity management policy, by 100 basis points to 2.75%. Romania's long-term credit rating was affirmed at BBB- by Standard & Poor's and Fitch and at Baa3 by Moody's in 2021. Standard & Poor's and Moody's upgraded the outlook to stable from negative, while Fitch kept its negative outlook.

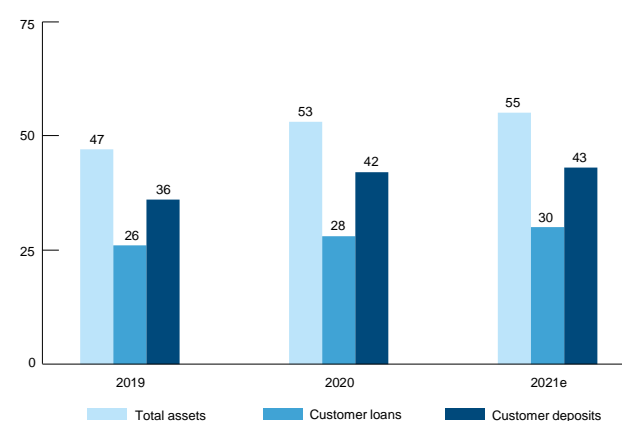
Key economic indicators – Romania	2018	2019	2020	2021e
Population (ave, million)	19.5	19.4	19.3	19.2
GDP (nominal, EUR billion)	204.5	223.2	218.2	238.0
GDP/capita (in EUR thousand)	10.5	11.5	11.3	12.4
Real GDP growth	4.5	4.2	-3.7	5.6
Private consumption growth	7.6	3.8	-5.1	6.0
Exports (share of GDP)	33.1	30.9	28.5	31.4
Imports (share of GDP)	40.5	38.7	36.9	41.3
Unemployment (Eurostat definition)	5.3	4.9	6.0	5.5
Consumer price inflation (ave)	4.6	3.8	2.7	5.0
Short term interest rate (3 months average)	2.8	3.1	2.4	1.8
EUR FX rate (ave)	4.7	4.7	4.8	4.9
EUR FX rate (eop)	4.7	4.8	4.9	4.9
Current account balance (share of GDP)	-4.6	-4.9	-5.0	-7.1
General government balance (share of GDP)	-2.9	-4.4	-9.4	-7.8

Source: Erste Group

Market review

In 2021, the Romanian banking market was characterised by the increasing adoption of green financing frameworks, the continuation of digitalisation efforts and a few smaller acquisitions. Customer loans increased by 18.7%, while customer deposits were up by 14.1%. On the lending side, growth was mainly attributable to corporate loans which expanded by 28.0%. Governmental loans grew rapidly towards the end of the year. Retail loans rose by 9.7%, with housing loans growing by 12.9% year-on-year. The 14.1% increase in customer deposits was driven by the corporate sector. Overall, the banking system’s loan-to-deposit ratio increased slightly to 69.6%. The Romanian banking sector remained strongly capitalised with an aggregated capital adequacy ratio of 23.1%.

Financial intermediation – Romania (in % of GDP)

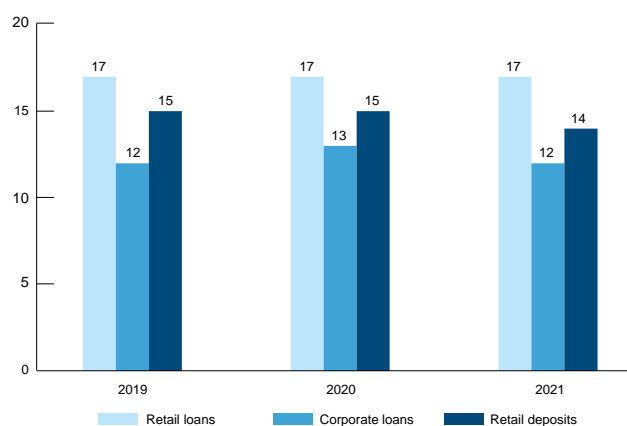


Source: National Bank of Romania, Erste Group

The Romanian banking sector increased its profitability in 2021. Net interest income was supported by interest rate hikes in the second half of the year while risk provisions declined significantly. Asset quality did not deteriorate and Covid 19 loan moratoria participation was low. Fee and commission income was significantly supported by asset management related fees. Cost control remained strict and the banking system’s cost/income ratio im-

proved to 54.8%. Overall, the Romanian banking sector achieved a return on equity of 13.5% in 2021.

Market shares – Romania (in %)



Source: National Bank of Romania, Erste Group

Banca Comercială Română was the second largest bank in the country based on both customer loan and deposit market shares. The bank kept its market leader position in asset management and in mortgage lending. The bank’s customer loan market share was 14.4% at year-end 2021. Its retail loan market share stood at 17.0%, while in the corporate sector it amounted to 12.1%. At 13.9%, the bank remained the second largest bank in Romania in terms of total assets.

Business review 2021 – questions to Sergiu Manea, CEO of Banca Comercială Română

How did the competitive environment change?

Over the last year, Romanian banks accelerated their investments in digitalisation, enabling enhanced customer experience, while adapting their footprint to the change in customer behaviour.

At the same time, green financing gained momentum given the expected lending potential in this segment due to the support by

the European policy agenda. We were one of the first banks to provide such products.

Going forward, investments in digital transformation are expected to remain a strategic focus for banks. Market consolidation should continue given the relatively high number of small banks lacking economies of scale to generate sustainable shareholder value and the need to further invest in technology to stay competitive.

Which ESG related topics were most relevant for you?

We are taking our social responsibility and impact on community and environment very seriously by financing projects with both ecological and social value. Last year, Banca Comercială Română set up its own Sustainability Committee and also succeeded to reduce its carbon footprint. Both our headquarters buildings are LEED Platinum certified and switched to 100% renewable energy.

In 2021, we created a mortgage product for acquiring privately owned homes with the best energy labels on the market. It quickly came to represent about 18% of the applications in the second half of the year and even reached a third of the mortgage loans disbursed in December. Our bank also launched a new product dedicated to energy efficiency projects for SMEs.

And last but not least, in 2021, Banca Comercială Română issued its inaugural green bond in an amount of RON 500 million. The funds will be channelled towards financing and refinancing of green mortgage loans, commercial real estate and renewable energy projects.

How did you manage to successfully differentiate your business activities from those of your competition?

Our flexibility and resilience helped us grow on many levels: digitalisation, improved customer experience and financial education. We created SmartWork@BCR, a programme which promotes a hybrid way of working aimed to improve employees' wellbeing and prepare them for future agile competences.

In 2021, we reached two million internet and mobile banking users, of which almost 1.4 million are active customers in George, our intelligent banking ecosystem. George has also become available for businesses, with unique features for microenterprises and SMEs. More than 100,000 companies have been either migrated or newly enrolled. Furthermore, George developed local partnerships beyond the banking realm, introducing new product offers related to health, mobility and technology. By the end of the year, 11 digital labs were actively working to develop new products and services for both private individuals and companies.

Banca Comercială Română continues to be recognised as a leader of financial education in Romania. Our Money School programme is the most comprehensive financial literacy programme for all ages in Romania, with over 500,000 people trained offline and online in the last five years. In addition, BCR Business School, our online platform, offering free access to online courses

for entrepreneurs, exceeded 17,000 people enrolled, and our InnovX-BCR business accelerator dedicated to support tech start-ups so far cooperates with 110 companies.

Our bank has further developed the pillar of financial health and was the only bank placing practical advisory tips in a national marketing campaign, with a reach of 11.5 million people. At the same time, our customer satisfaction index for private individuals has improved.

We also further delivered on our omni-channel strategy and created a financial advisory programme based on existing client info, which is used by our colleagues in front office. We also extended the capacities of our Contact Center via online and phone approach.

Last but not least, Banca Comercială Română implemented an innovative near field communication payment solution for public transportation in 16 cities, enabling Romania to rank 2nd in Europe by number of transactions made by card, phone or other devices.

Looking back at the year, what major achievements or challenges were especially noteworthy?

Our flexibility and resilience helped us grow on many levels: digitalisation, improved customer experience and financial education. We created SmartWork@BCR, a programme which promotes a hybrid way of working aimed to improve employees' wellbeing and prepare them for future agile competences.

In 2021, we reached two million internet and mobile banking users, of which almost 1.4 million are active customers in George, our intelligent banking ecosystem. George has also become available for businesses, with unique features for microenterprises and SMEs. More than 100,000 companies have been either migrated or newly enrolled. Furthermore, George developed local partnerships beyond the banking realm, introducing new product offers related to health, mobility and technology. By the end of the year, 11 digital labs were actively working to develop new products and services for both private individuals and companies.

Banca Comercială Română continues to be recognised as a leader of financial education in Romania. Our Money School programme is the most comprehensive financial literacy programme for all ages in Romania, with over 500,000 people trained offline and online in the last five years. In addition, BCR Business School, our online platform, offering free access to online courses for entrepreneurs, exceeded 17,000 people enrolled, and our InnovX-BCR business accelerator dedicated to support tech start-ups so far cooperates with 110 companies.

Our bank has further developed the pillar of financial health and was the only bank placing practical advisory tips in a national marketing campaign, with a reach of 11.5 million people. At the same time, our customer satisfaction index for private individuals has improved.

We also further delivered on our omni-channel strategy and created a financial advisory programme based on existing client info, which is used by our colleagues in front office. We also extended the capacities of our Contact Center via online and phone approach.

Last but not least, Banca Comercială Română implemented an innovative near field communication payment solution for public transportation in 16 cities, enabling Romania to rank 2nd in Europe by number of transactions made by card, phone or other devices.

Financial review

in EUR million	2020	2021	Change
Net interest income	435.7	432.6	-0.7%
Net fee and commission income	146.8	176.4	20.2%
Net trading result and gains/losses from financial instruments at FVPL	73.7	77.9	5.8%
Operating income	678.6	710.9	4.8%
Operating expenses	-344.9	-339.7	-1.5%
Operating result	333.7	371.2	11.3%
Cost/income ratio	50.8%	47.8%	
Impairment result from financial instruments	-107.7	-46.4	-56.9%
Other result	-60.2	-32.8	-45.5%
Net result attributable to owners of the parent	122.4	236.1	92.9%
Return on allocated capital	8.7%	13.7%	

The segment analysis is done on a constant currency basis. The RON depreciated by 1.7% against the EUR in the reporting period. Net interest income in the Romania segment (comprising Banca Comercială Română Group) remained largely stable, as the effect from higher loan volumes was offset by lower result from bond investments and the negative FX translation effect. Net fee and commission income improved mainly due to higher payment fees in retail and corporate business. Securities, insurance brokerage and lending fees went up as well. The increase of net trading result and gains/losses from financial instruments at FVPL was attributable to an improved contribution from FX business. Operating expenses decreased mainly due to lower personnel expenses driven by the deconsolidation of a subsidiary as well as a lower deposit insurance contribution of EUR 3.4 million (EUR 4.4 million). Overall, operating result increased and the cost/income ratio improved. The significant improvement of the impairment result from financial instruments was a consequence of last year's update of risk parameters with forward looking information and stage overlays related to the Covid-19 crisis. Other result improved mainly due to lower impairments and higher selling gains from property. Payment into the resolution fund increased to EUR 11.4 million (EUR 7.7 million). The net result attributable to the owners of the parent increased notably.

Credit risk

Credit risk exposure in the Romania segment increased to EUR 18.9 billion (+5.0%). A key contribution to growth came from loans to customers, which rose by EUR 888 million to EUR 10.2 billion. Their share in Erste Group's total customer loan portfolio stood unchanged at 5.5%. An expansion of lending volume was seen primarily in the Corporates business segment, specifically in large corporates and in the public sector. The share of foreign currency loans decreased further to 30.2% (34.2%) and was almost completely denominated in euro. Non-performing loans were lower at EUR 400 million (-4.5%), with declines registered across all customer segments. As a result of this development and the growth of the loan

portfolio, non-performing loans as a percentage of total loans to customers decreased substantially to 3.9% (4.5%). Loan loss provisions increased to 138.2% (122.5%) of non-performing loans.

HUNGARY

Economic review

In 2021, Hungary's economy performed well despite temporary restrictions to contain the Covid 19 pandemic. The country's GDP recovered faster than expected and reached pre-pandemic levels already in the second quarter of the year. Economic performance was mainly driven by strong domestic demand and investments. Household consumption benefited from robust income gains, Covid 19-related government support measures and buoyant consumer confidence. Public investment grew markedly. Exports, on the other hand, performed weaker, mainly due to supply chain disruptions which had a negative impact on the country's strong automotive industry. The unemployment rate remained flat at 4.1%, low compared to many other European countries. Overall, real GDP increased by 7.1%, GDP per capita amounted to EUR 15,600.

The general government deficit stood at 7.3% of GDP. Covid 19-related government measures included a subsidised loan programme for SMEs, a temporary reduction of municipality taxes, support for buying and renovating homes as well as a VAT reduction on newly built houses. Revenue growth was stronger than expected. The public debt to GDP improved to 78.2% in 2021.

Rising commodity prices contributed to the high inflation in 2021. Core inflation rose above the upper end of the central bank's target range of 2% to 4%. Wage growth remained robust and sizeable salary increases took place in the public sector. Regulated prices for energy and a cap on fuel prices mitigated the price increase. Overall, average consumer prices rose by 5.1%. In June, the Hungarian National Bank was the first cen-

tral bank in CEE to increase its key policy rate. Overall, it increased the key rate in seven steps from 0.6% to 2.4% in 2021. The Hungarian forint depreciated slightly against the euro.

Moody's acknowledged Hungary's economic developments and upgraded the country's long-term credit rating from Baa3 to Baa2 with a stable outlook. Standard & Poor's and Fitch left the country's long-term credit rating at BBB with a stable outlook.

Key economic indicators – Hungary	2018	2019	2020	2021e
Population (ave, million)	9.8	9.8	9.8	9.7
GDP (nominal, EUR billion)	136.1	146.1	136.7	151.7
GDP/capita (in EUR thousand)	13.9	14.9	14.0	15.6
Real GDP growth	5.4	4.6	-4.7	7.1
Private consumption growth	4.2	4.5	-2.0	4.1
Exports (share of GDP)	65.1	63.3	65.3	67.8
Imports (share of GDP)	66.7	65.9	66.3	70.1
Unemployment (Eurostat definition)	3.6	3.3	4.1	4.1
Consumer price inflation (ave)	2.8	3.4	3.3	5.1
Short term interest rate (3 months average)	0.1	0.2	0.7	1.5
EUR FX rate (ave)	318.9	325.4	351.2	358.5
EUR FX rate (eop)	321.5	330.5	365.1	369.0
Current account balance (share of GDP)	0.2	-0.7	-1.6	-2.9
General government balance (share of GDP)	-2.1	-2.1	-8.0	-7.3

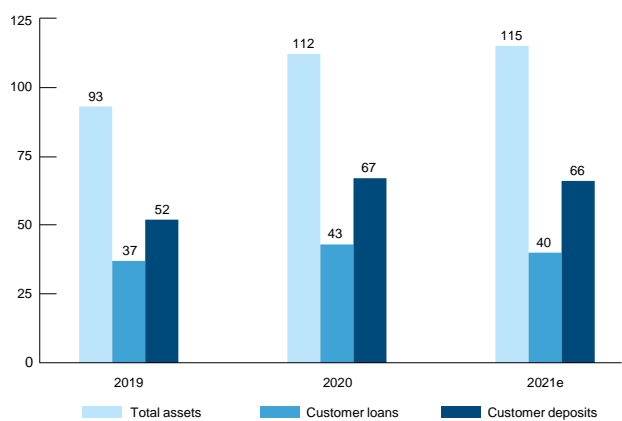
Source: Erste Group

Market review

Hungary's banking market performed well in 2021. Customer loans grew by 7.8% mainly driven by the continuous strong demand for housing loans. Retail loans increased by 15.0% and were also supported by consumer lending, largely attributable to the very popular baby-loan programme. The government has further extended its state guaranteed mortgage programme (CSOK), a preferential loan scheme for families with children. This programme was combined with a "green home programme" with additional features available for eligible new apartments and houses. In addition, a preferential loan for home renovation was implemented. On the corporate side, a crisis loan, a compensation loan, and a 0% interest restart programme were introduced during the year. Corporate loan growth amounted to 10.8%. Customer deposits, mainly driven by retail deposits, grew less than loans, at 12.2%. Overall, the banking system's loan-to-deposit ratio declined further to 61.5% at year-end.

Hungary's banking market increased its profitability in 2021. Revenues were supported by rising interest rates in the second half of the year while fee and commission income benefitted significantly from the growing asset management business. The government announced an interest rate cap regulation in December 2021 which limits the reference interest rate of qualifying mortgages for the period between 1 January and 30 June 2022 at levels of 27 October 2021. Administrative expenses remained under control although the increase of personnel expenses was already visible. Risk costs were low following the substantial risk provisioning of the previous year. Asset quality developed favourably. The government extended Covid 19 moratoria on loan repayments for vulnerable borrowers until 30 June 2022. In addition, corporate borrowers with a decline in revenue of at least 25% remained also eligible. Participation in the extended moratoria remained low, though. Banks continued to pay banking tax and transaction tax in 2021. Overall, the banking sector's return on equity stood at 11.6%. The Hungarian banking sector continued to be well capitalised, with a capital adequacy ratio of around 18.6%.

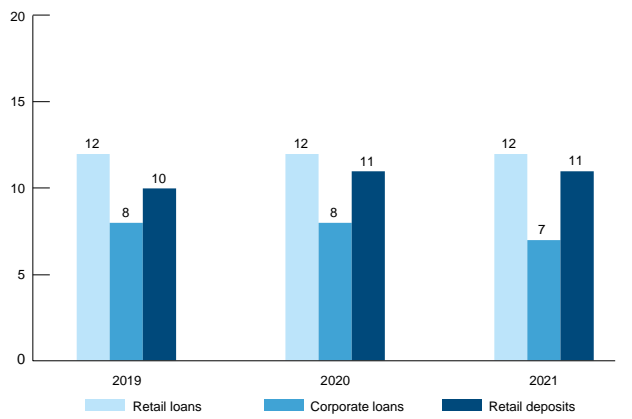
Financial intermediation – Hungary (in % of GDP)



Source: National Bank of Hungary, Erste Group

The consolidation of the Hungarian banking market continued. Erste Bank Hungary announced the acquisition of the Hungarian subsidiary of Commerzbank, thus strengthening its position in corporate banking. Magnet Bank acquired Sopron Bank, and further details on the merger of MKB Bank, Takarékszövetkezet Bank and Budapest Bank were announced. The newly formed bank will become the second largest bank in the country.

Market shares – Hungary (in %)



Source: National Bank of Hungary, Erste Group

Erste Bank Hungary remained one of the major market players in the country. It introduced George, Erste Group’s digital banking platform in February 2021. Erste Bank Hungary’s market share in customer loans increased slightly to 9.1%, with the retail business remaining more dominant than the corporate business. The customer deposit market share improved to 8.9%. At 6.7%, Erste Bank Hungary’s was the fifth largest bank in the country in terms of total assets.

Business review 2021 – questions to Radován Jelasity, CEO of Erste Bank Hungary,

How did the competitive environment change?

Market consolidation sped up in 2021. Several M&A deals were signed last year which will shape the banking sector in the future. Erste Bank Hungary will take over 100% shares of Commerzbank Zrt., the Hungarian subsidiary of Commerzbank AG. Magnet Bank is going to buy Sopron Bank, the Hungarian subsidiary of Hypo-Bank Burgenland AG. Last, but not least the most transformative transaction on our market: As the first step of creating a new bank, MKB Bank and Budapest Bank will merge in March 2022 and Takaréék Bank will join in 2023 according to the plans of the Hungarian Bankholding. Overall, we are well positioned to benefit from this consolidation process.

Which ESG related topics were most relevant for you?

Erste Bank Hungary works on decreasing its ecological footprint, supports the well-being of its employees and customers and aims to maximise its positive effect on society. We are aware that the Bank has the greatest impact on the environment through its customers, that is why we started to assess their indirect impacts, and target setting became one of our short-term goals. 2022 is going to be about implementation already.

Digitalisation is not only about providing the best possible service for our customers, but also about contributing to a more environmental-friendly operation of the Bank.

In order to make our ESG related activities and aspirations more transparent, we have published our first sustainability report in 2021.

How did you manage to successfully differentiate your business activities from those of your competition?

2021 was for our bank about George as it had one of the biggest effects on our operation. The newly rolled-out digital platform has replaced the previous netbanking and mobile banking interfaces. George is continuously improving, each month new features and services become available for the customers. The bank reached 500,000 active clients last year, 60% thereof are retail customers.

To further strengthen our position in the country’s securities trading market and to acquire further digital competences, Erste Bank Hungary’s Investment subsidiary (Erste Befektetési Zrt.) acquired the online broker Random Capital. The acquisition makes Erste the leading trading firm in Hungary in that area.

As mentioned earlier, Erste Bank acquired 100% of Commerzbank Zrt., the agreement was signed in December 2021. Through the acquisition, we strengthen our corporate banking division, in particular the large corporate segment.

Looking back at the year, what major achievements or challenges were especially noteworthy?

Erste Bank Hungary not only kept its high level of employee engagement score at 77% but also increased its Customer Satisfaction Index (CXI) further in all segments and retained its market leader position in micro and SME.

Our efforts were rewarded by numerous awards. We won silver prizes of Mastercard in the “Bank of the year”, the “Best marketing communication campaign of the year” and “Mobile banking solution of the year” categories. In addition, Social Banking won the golden prize for “Social initiative of the year” by Mastercard. Erste Bank Hungary was also awarded with several HR awards, such as “Golden prize in change management category” by PPH Media and „Silver prize for online community building during Covid” by MPRSZ. The premium segment of Erste Bank won the silver prize of Blochamps Capital in the “Private banking of the year” category. Erste Bank Hungary also received 2 awards of the Budapest Stock Exchange: “The stock futures trading company with the highest turnover for the year” and “The stock trading company with the highest turnover for the year”.

Financial review

in EUR million	2020	2021	Change
Net interest income	217.9	257.2	18.1%
Net fee and commission income	181.1	207.4	14.5%
Net trading result and gains/losses from financial instruments at FVPL	24.7	10.0	-59.5%
Operating income	431.4	482.7	11.9%
Operating expenses	-213.3	-230.7	8.1%
Operating result	218.1	252.0	15.6%
Cost/income ratio	49.4%	47.8%	
Impairment result from financial instruments	-78.0	-16.2	-79.3%
Other result	-65.5	-56.9	-13.0%
Net result attributable to owners of the parent	56.1	156.0	>100.0%
Return on allocated capital	5.8%	13.0%	

The segment analysis is done on a constant currency basis. The HUF depreciated by 2.1% against the EUR in the reporting period. Net interest income in the Hungary segment (comprising Erste Bank Hungary Group) increased due to higher customer loan and deposit volumes as well as a positive contribution from securities and money market placements, despite the negative impact from interest refund related to revolving loans in moratoria and modification losses related to the mortgage interest cap. Net fee and commission income rose on the higher securities, payment and insurance brokerage fees. Net trading result and gains/losses from financial instruments at FVPL decreased due to valuation effects. Operating expenses went up on the back of higher personnel costs, IT costs and depreciation. Deposit insurance contributions went up to EUR 7.1 million (EUR 5.8 million). Overall, operating result and the cost/income ratio improved. The significant improvement of the impairment result from financial instruments was a consequence of last year's update of risk parameters with forward looking information and stage overlays related to the Covid-19 crisis. Other result improved mainly due to higher property selling gains. This line item also included the banking tax of EUR 15.0 million (EUR 14.5 million), transaction tax of EUR 47.9 million (EUR 44.0 million) and the contribution to the resolution fund of EUR 5.6 million (EUR 3.5 million). Consequently, the net result attributable to the owners of the parent increased significantly.

Credit risk

Credit risk exposure in the Hungary segment rose to EUR 12.2 billion (+16.1%). This very robust growth was mainly attributable to increased investments in the Group Markets business segment. Loans to customers grew at a lesser extent to EUR 5.2 billion (+5.3%). The share of the Hungary segment in Erste Group's total loans to customers declined marginally to 2.8% (2.9%). While loans to private households increased to 3.0 billion (+10.4%), loans to corporates stagnated at EUR 2.2 billion. The share of loans denominated in Hungarian forint rose to 76.0% (73.7%). The quality of the loan portfolio showed a negative trend as a moratorium granted because of the Covid-19 pandemic expired in the fourth quarter of 2021. This affected primarily the Retail business segment. Non-performing loans as a percentage of total loans to customers increased to 3.7% (3.0%). Loan loss provisions declined to 95.4% (111.4%) of non-performing loans.

CROATIA

Economic review

Croatia was among the best performing economies in Central Eastern Europe in 2021. Its economic recovery was broad-based. Strong household consumption and the rebound of Croatia's well-developed tourism sector were the main drivers of growth. Tourism, accounting for approximately one fifth of Croatia's GDP, returned to 80% of 2019 pre-covid 19 levels, which was much better than expected. Overnight stays increased by more than 50% compared to 2020. Private consumption experienced a strong rebound, as labour market conditions improved, and consumer sentiment remained strong. Investments accelerated, supported by the European Union's Multiannual Financial Frameworks. In 2021, exports played a less supportive role in the economic activity. The country's unemployment rate slightly increased to 7.8%. Overall, real GDP increased by 10.4% and GDP per capita amounted to EUR 14,100.

Due to the strong economic recovery and the gradual phasing out of Covid 19 support measures, the general government deficit declined to 4.5% of GDP. Tax revenues were subdued mainly as a result of personal income tax rate cuts and companies offsetting taxable profits by carrying forward losses incurred during the Covid 19 pandemic. VAT revenues, on the other hand, performed well amidst rising household and tourist consumption. Expenses remained under upward pressure mainly due to higher wages in the public sector, pension payments and rising healthcare expenditures. Phasing out of Covid 19 subsidies, however, impacted expenses positively in 2021. Public debt as a percentage of GDP decreased to 81.2%.

Inflation was driven by rising energy and food prices. Average consumer prices increased to 2.6%. Core inflation, excluding food and energy, remained close to 1.6%. The Croatian kuna remained broadly stable against the euro at around 7.45 to 7.55 throughout the year. Given the country's very high use of the euro and the intended euro adoption as of 1 January 2023, the Croatian National Bank's objective to preserve nominal exchange rate stability remained unchanged, and it kept its accommodative monetary stance throughout the year.

In November 2021, Fitch upgraded Croatia's long-term credit rating to BBB and changed its outlook from stable to positive, the country's best rating in history. Fitch confirmed its opinion that Croatia is in the position to join the euro in January 2023 due to

its significant progress in meeting convergence and structural reform criteria. Moody's and Standard & Poor's kept Croatia's long-term credit rating at Ba1 and BBB-, respectively, both with a stable outlook.

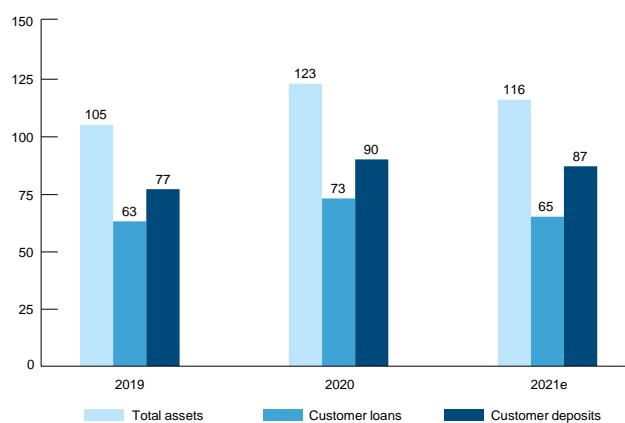
Key economic indicators – Croatia	2018	2019	2020	2021e
Population (ave, million)	4.1	4.1	4.1	4.1
GDP (nominal, EUR billion)	52.7	55.5	50.2	57.5
GDP/capita (in EUR thousand)	12.8	13.6	12.3	14.1
Real GDP growth	2.9	3.5	-8.1	10.4
Private consumption growth	3.3	4.0	-5.3	10.4
Exports (share of GDP)	23.2	23.2	24.3	26.4
Imports (share of GDP)	41.5	42.0	41.6	45.1
Unemployment (Eurostat definition)	8.4	6.6	7.5	7.8
Consumer price inflation (ave)	1.5	0.8	0.1	2.6
Short term interest rate (3 months average)	0.5	0.5	0.5	0.5
EUR FX rate (ave)	7.4	7.4	7.5	7.5
EUR FX rate (eop)	7.4	7.5	7.5	7.5
Current account balance (share of GDP)	1.9	3.0	-0.1	2.9
General government balance (share of GDP)	0.2	0.3	-7.4	-4.5

Source: Erste Group

Market review

Due to the anticipated adoption of the euro Croatia's financial institutions started to make major adjustments in their IT systems and ATM networks and prepared for the imminent conversion of local currency. The Croatian Central Bank urged citizens to convert their cash reserves denominated in kuna into euro. The European Commission will complete its assessment in July 2022. Starting with September 2022, dual-price listings will be used and remain mandatory throughout 2023 to limit effects on the inflation rate.

Financial intermediation – Croatia (in % of GDP)



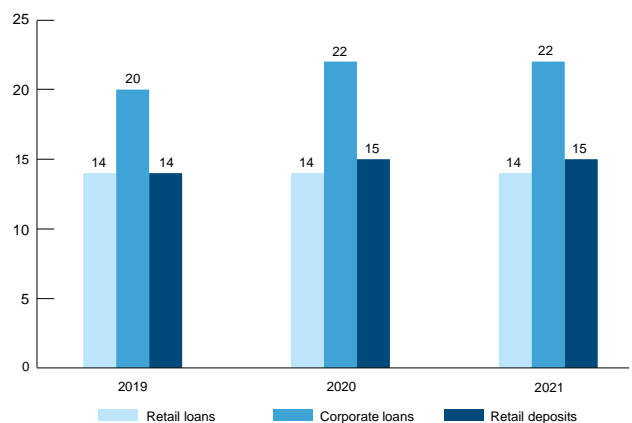
Source: National Bank of Croatia, Erste Group

Despite the country's outstanding economic growth, the Croatian banking market grew less dynamically than most of the CEE countries. Customer loans grew only by 1.5%, driven almost entirely by housing loans which benefitted from the government's subsidised loans scheme and strong demand. Corporate loan volume declined slightly reflecting limited demand during the Covid 19 pandemic. Customer deposits increased by 10.1%,

continuously driven mainly by corporate deposits. Retail deposits grew only moderately. The banking system's loan-to-deposit ratio declined further to 74.5% at the end of the year.

Profitability of the Croatian banking system increased significantly in 2021 mainly due to substantially lower risk provisions. Revenues increased only moderately, reflecting relatively low customer loan growth. Operating expenses remained well under control and the banking system's cost/income ratio stood at 48.8% in 2021. Non-performing loans as a percentage of total customer loans decreased to 4.3%, the coverage ratio stood at 63.2%. The capital adequacy ratio of the banking system remained robust at 25.6%. Overall, the country's banking sector achieved an 8.4% return on equity.

Market shares – Croatia (in %)



Source: National Bank of Croatia, Erste Group

Erste Bank Croatia remained among the three largest banks of the country. In terms of total assets, the bank had a market share of

16.6% at the end of the year. It continued to benefit from its very strong brand and the digital platform George which was introduced in the last quarter of 2020. At the end of 2021, Erste Bank Croatia had 370,000 digital customers. In addition to George, the digital platform KEKS Pay reached more than 230,000 users, of which 75% were not customers of Erste Bank Croatia. The bank's customer loans and customer deposits market shares stood at 17.3% and 16.2%, respectively. The bank's loan-to-deposit ratio amounted to 78.8%.

Business review 2021 – questions to Christoph Schöfböck, CEO of Erste Bank Croatia,

How did the competitive environment change?

In 2021, the recovery of the Croatian economy was tremendous driven by a great tourism season and exports, but also strong domestic demand. The Croatian banking system remained stable and well-capitalised. The banking market was highly competitive, characterised by high liquidity, further interest rate decline and continued margin pressure. On the other hand, the level of non-performing loans remained stable. Overall, net profit of the banks marked a significant recovery in 2021.

Croatia has further pursued its path towards euro adoption with 1 January 2023 as the target date. The adjustment process for the adoption of the new currency was started by the banks already during 2021. Our country will also join the Schengen Area.

With positive economic trends, stable public finance and the potential that lies in using European funds under the Next Generation Programme, Croatia can be optimistic about the future. Continuous work on further improvements of the legal framework remains among the fundamental preconditions for long-term sustainable economic growth and development though.

Which ESG related topics were most relevant for you?

We have already started the process of aligning our internal policies with new ESG frameworks and the Taxonomy. Our non-financial reporting has been aligned with international frameworks. We have identified six fundamental Sustainable Development Goals to which we want to contribute: good health and well-being (SDG 3), quality education (SDG 4), gender equality (SDG 5), decent work and economic growth (SDG 8), reducing inequalities (SDG 10) and climate action (SDG 13).

Our market share in renewable energy financing amounts to 20% and the current exposure in the green segment is around EUR 120 million. In addition, the funds raised by our bond issuance in June 2021 are to be used for the promotion of green and sustainable investments as well.

We have continued our free-of-charge School of Smart Finance programme. Due to the epidemiological conditions the programme was offered online. So far, almost 10,000 participants received personal finance training through this programme.

How did you manage to successfully differentiate your business activities from those of your competition?

Our efforts in supporting our clients paid off. In particular customer deposits showed a visible increase, total loans rose only moderately.

A strong emphasis was placed on further developing our digital solutions and the migration of digital service users to Erste Group's digital platform George. At the end of 2021, we recorded more than 413,000 digital users, almost 310,000 of those were active ones, an impressive increase of 21% compared to 2020. Three years after its market launch, KEKS Pay app continued to attract new users at a rapid pace. At the end of year, 75% of its 230,000 users were customers of other banks.

Looking back at the year, what major achievements or challenges were especially noteworthy?

At the end of June, we successfully carried out our first international MREL eligible bonds issuance in the amount of EUR 400 million. This step not only confirmed our position as the most active bond issuer among financial institutions in Croatia, but also allowed us to set new standards in the Croatian banking market. The funds raised by the issue are used for green and sustainable investments, which will, in turn, keep us on the path to a successful and long-term sustainable business in the domestic market.

FitchRatings raised Erste Bank Croatia's long-term credit rating from BBB+ to A-, which represents the best rating of a bank or company on the Croatian market. This excellent rating is the highest possible level, given the ceiling for the Republic of Croatia.

Last but not least, please let me point out that our bank has defended its excellent brand position, with the highest customer satisfaction on the market.

In 2021, Erste Bank Croatia was named best private banking in Croatia awarded by The Banker and PWM Professional Wealth Management, international financial magazines from the Financial Times Group. Winning this award for the fourth time represents an exceptional recognition for the high-quality of private banking services provided by our bank.

Financial review

in EUR million	2020	2021	Change
Net interest income	270.8	269.5	-0.5%
Net fee and commission income	92.0	107.5	16.8%
Net trading result and gains/losses from financial instruments at FVPL	26.2	30.0	14.5%
Operating income	401.5	416.9	3.8%
Operating expenses	-214.6	-217.8	1.5%
Operating result	187.0	199.1	6.5%
Cost/income ratio	53.4%	52.2%	
Impairment result from financial instruments	-104.2	-22.2	-78.7%
Other result	-16.7	5.3	n/a
Net result attributable to owners of the parent	43.9	103.7	>100.0%
Return on allocated capital	7.2%	14.1%	

The segment analysis is done on a constant currency basis. The HRK remained largely stable against the EUR in the reporting period. Net interest income in the Croatia segment (comprising Erste Bank Croatia Group) remained almost unchanged as the effect of the lower interest rate environment was offset by the non-recurrence of modification losses related to loan moratoria booked last year. Net fee and commission income went up due to higher payment, lending and insurance brokerage fees. Net trading result and gains/losses from financial instruments at FVPL improved driven by a higher result from foreign currency transactions and valuation effects. Operating expenses went up on the back of higher personnel and IT costs, partially offset by lower deposit insurance contribution of EUR 1.9 million (EUR 12.3 million). Overall, operating result and the cost/income ratio improved. The significant improvement of the impairment result from financial instruments was a consequence of last year's update of risk parameters with forward looking information and stage overlays related to the Covid-19 crisis which led to high risk provisioning. Other result improved mainly due to releases of provisions for legal expenses and a lower resolution fund contribution of EUR 3.4 million (EUR 5.7 million). Consequently, the net result attributable to the owners of the parent increased significantly.

Credit risk

In the Croatia segment, credit risk exposure rose to EUR 12.1 billion (+6.9%), while loans to customers increased only slightly to EUR 7.6 billion (+1.4%). Customer loan volume as a percentage of Erste Group's total loans to customers consequently fell to 4.1% (4.4%). There was little change in the composition of the loan portfolio by business segments. The share of retail customers stood at 44.2% (44.1%). Local currency loans accounted for 38.4% (38.1%) of total loans to customers. Most loans were denominated in euro. The volume of Swiss franc-denominated loans has practically become irrelevant. The share of foreign currency loans is still high due to the widespread use of the euro in Croatia. Euro loans are usually matched by corresponding income or deposits in euro. Croatia intends to join the eurozone as of 1 January 2013. In line with the trend seen in recent years, loan quality improved once again. The NPL ratio decreased to

5.5% (6.7%). The NPL coverage ratio based on loan loss provisions rose to 102.5% (89.7%).

SERBIA

Economic review

The Serbian economy was again one of the best performers in CEE in 2021. Economic growth was mainly driven by the significant increase of private consumption and investments. Production benefited from the strong rebound of the services sector and large infrastructure projects. Government expenditure and exports contributed to economic growth to a lesser extent. For the first time since 2012, the country's unemployment rate increased, to 11.2% at the end of the year. Overall, real GDP increased by 7.4%, and GDP per capita amounted to EUR 7,800.

The general government deficit decreased to 4.2% of GDP as the economic recovery supported revenues. The decline of the deficit was also attributable to a reduction of the overall expenditure on Covid-19 support measures, despite new measures adopted in April 2021 including wage subsidies, one-off payments to citizens and specific support to the most affected sectors. Public debt as a percentage of GDP decreased slightly to 56.7% in 2021.

Inflation pressures visibly intensified in the second half of the year due to supply-side constraints and higher energy and food prices. Overall, average consumer prices increased by 4.0%. The Serbian dinar was among the most stable currencies in CEE, trading around 117 versus the euro throughout the year. The National Bank of Serbia started to tighten its monetary policy, albeit leaving the key rate unchanged at 1.0%.

Rating agencies acknowledged the country's favourable macroeconomic developments. Moody's upgraded the country's long-term credit rating from Ba3 to Ba2 with a stable outlook. Standard & Poor's kept its rating at BB+ but raised the outlook from stable to positive, bringing the country at the doorstep of an investment grade rating. Fitch left its BB+ rating with a stable outlook unchanged throughout the year.

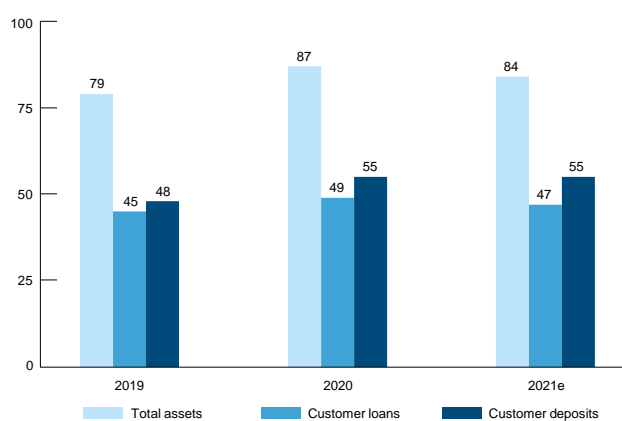
Key economic indicators – Serbia	2018	2019	2020	2021e
Population (ave, million)	7.0	7.0	6.9	6.8
GDP (nominal, EUR billion)	42.9	46.0	46.8	53.2
GDP/capita (in EUR thousand)	6.1	6.6	6.8	7.8
Real GDP growth	4.5	4.3	-0.9	7.4
Private consumption growth	3.1	3.7	-1.9	8.1
Exports (share of GDP)	38.0	38.1	36.4	40.5
Imports (share of GDP)	51.1	51.9	49.1	53.5
Unemployment (Eurostat definition)	13.7	11.2	9.7	11.2
Consumer price inflation (ave)	2.0	1.9	1.6	4.0
Short term interest rate (3 months average)	3.0	2.5	1.2	0.9
EUR FX rate (ave)	118.3	117.9	117.6	117.6
EUR FX rate (eop)	118.3	117.6	117.6	117.6
Current account balance (share of GDP)	-4.8	-6.9	-4.1	-3.5
General government balance (share of GDP)	0.6	-0.2	-8.0	-4.2

Source: Erste Group

Market review

Reflecting the favourable macroeconomic developments, Serbia's banking market performed well in 2021. The banking system's lending activity remained strong with retail loans growing by double digit figures. Retail loans, up by 10.7%, were mainly driven by housing loans which rose by 17.4%. Corporate loans grew by 9.4%. The currency structure of customer loans changed further in favour of loans denominated in Serbian dinar on the back of local currency lending programmes that were introduced a year ago. Customer deposits grew by 13.3%, driven equally by retail and corporate sectors. Overall, the banking system's loan to deposit ratio stood at 86.1% in 2021.

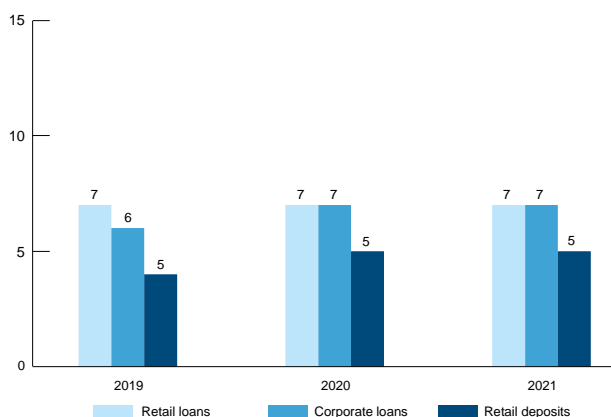
Financial intermediation – Serbia (in % of GDP)



Source: National Bank of Serbia, Erste Group

Serbia's banking system increased its profitability driven mainly by rising revenues and low risk provisions. The NPL ratio remained low at 3.5%, while the coverage ratio stood at 57.6%. Digitalisation was boosted significantly due to the banks' continuous efforts to migrate customers to digital channels. The National Bank of Serbia did not change capital requirements throughout the year and kept the countercyclical buffer at 0%. The banking system's capital adequacy remained strong at 21.7%, its return on equity improved to 7.3%.

Market shares – Serbia (in %)



Source: National Bank of Serbia, Erste Group

Consolidation of the Serbian banking sector accelerated. The Hungarian OTP Group merged its Serbian subsidiaries OTP banka Srbija and Vojvodanska banka, creating the largest bank of the country in terms of customer loans with a market share of 16.6%. State-owned Banka Poštanska štedionica merged with MTS banka, and Greek Eurobank merged with Direktna Banka. Raiffeisen Bank International announced that its Serbian subsidiary signed an agreement to acquire Crédit Agricole's Serbian operation.

Erste Bank Serbia is among the ten largest banks in the country. Based on its total assets of 6.1% the company further strengthened its market position. Its market share in customer loans was unchanged at 7.1%. At 7.3%, the bank's market share in retail loans was more pronounced than in corporate loans (7.0%). The bank's customer deposit market share increased to 6.2%. Overall, the bank's loan-to-deposit ratio stood at 99.1% at the end of 2021.

Business review 2021 – questions to Slavko Carić, CEO of Erste Bank Serbia

How did the competitive environment change?

We can say that 2021 was a dynamic year characterised by further market consolidation. In the Large Corporates segment we see peers aggressively financing both working capital and long term loans at low interest rates. M & A activities led to additional competitive pressure. The historically low interest rates on housing loans combined with a reduction in the obligatory down payment contributed to a significant increase in demand for these loans.

Competitors are improving their digital offerings, rapidly innovating sales channels together with process improvement.

Which ESG related topics were most relevant for you?

ESG in general is extremely important for our bank. If we had to highlight one aspect then that would be, for sure, the environmental part. We follow all guidelines in terms of legislation and the EU Taxonomy, and we are analysing our portfolio to learn more about our current position, while we are also extremely interested in supporting our clients in their projects related to decrease CO₂ emissions. We need to educate ourselves and to support our clients during the transition. In cooperation with EBRD we financed procuring and installing of energy-efficient technologies for households. We are among a few banks in Serbia who offer these loans and the only one that promotes long-term savings through reducing electricity costs with a specific marketing campaign.

We are recognised as a market leader in energy efficiency financing, such as public lightening projects or heating and thermal power saving projects, but we also financed public infrastructure projects or waste management plants. Together with S-Leasing we financed 85 new buses for public transportation for the City of Belgrade. We also plan to replace our own car fleet with full electric or hybrid cars and to install solar panels on our headquarter buildings in Belgrade and possibly also in Novi Sad.

With regard to Social Banking we have become a trusted and valuable partner of the civil society in our country. We achieve our objectives through strengthening and creating new partnerships covering different stakeholders, launching new joint activities and projects, providing greater financial support through social banking lending, and strengthening our capacities for providing non-financial support to social banking clients. So far, we have supported more than 400 start-ups, social enterprises and NGOs. We strongly believe that this is just the beginning of our journey and that we will achieve much higher figures in the following years.

How did you manage to successfully differentiate your business activities from those of your competition?

We are of the opinion that we have a better know-how of the construction industry than peers. This is recognised by the market and our SME guarantees growth figures confirms that. In addition, our willingness and ability to support clients in more complex

transactions, both working capital and capex financing, is something that differentiates us. We also put a clear focus on future green projects. Let me mention our success story with Telekom Srbija which was strongly supported by Group Syndication. We could disburse a significant amount in an extremely short period of time. We can offer attractive conditions due to the cooperation with EBRD and KfW (Kreditanstalt für Wiederaufbau).

We are also highly committed to customer satisfaction. We aim to offer suitable personalised solutions. Furthermore, we were especially focused on financial education through various channels, starting at the youngest with the concept of „learning through gaming“ which resulted in creating our Game App “The Guardians of Dragons treasure”. In addition, we provided financial education both to clients and to our employees. Another focus is on raising awareness for the importance of being insured.

We constantly work on the improvement of our digital services. Erste eBiz and mBiz service are available to all entrepreneurs and legal entities. Improvements in the card business also help us stay competitive. Last but not least, we have expanded the self-service zones, and the network of ATMs helps us reduce the number of transactions in the branches and provides our customers with services also outside the bank’s working hours.

Looking back at the year, what major achievements or challenges were especially noteworthy?

We increased our client base by some 46,000 new customers. By growing our loans by 9%, we reached a market share of more than 7%. With an increase of almost 17%, we also had a significant inflow of deposits.

After Covid-19 that strongly affected our promotional activities in 2020, we changed our approach and launched a new image campaign “Our Heroines”, presenting three women who believe in themselves. The campaign is followed by documentaries about each of them. We have invited women, beginners in their private business, to nominate topics that we will elaborate in free webinars to support their first business steps.

#ErsteZnali, one-of-a kind, our comprehensive financial education programme for all age groups launched in 2019, was further developed to engage elementary schools. By signing a cooperation agreement with the Ministry of education in 2021 we started a 4-year project to implement financial education into school’s curriculum named ŠKOLA NOVCA ZA OSNOVCA (The School of Money).

Our efforts were recognised, we won several prizes. The Serbian Responsible Business Forum awarded us as Sustainable Growth Champions for our Step by Step social banking programme. Euromoney named us the Best Cash Management Service Provider in the country. The Association of Business Women in Serbia awarded Erste Bank Serbia for the continuous career development of female managers.

Financial review

in EUR million	2020	2021	Change
Net interest income	63.6	72.8	14.5%
Net fee and commission income	16.1	20.2	25.5%
Net trading result and gains/losses from financial instruments at FVPL	3.9	4.7	18.1%
Operating income	83.8	97.9	16.8%
Operating expenses	-60.3	-65.4	8.4%
Operating result	23.4	32.4	38.4%
Cost/income ratio	72.0%	66.9%	
Impairment result from financial instruments	-13.5	-8.2	-39.1%
Other result	-4.8	-5.8	21.1%
Net result attributable to owners of the parent	4.2	13.9	>100.0%
Return on allocated capital	2.4%	6.7%	

The segment analysis is done on a constant currency basis. The Serbian Dinar (RSD) remained stable against the EUR in the reporting period. Net interest income in the Serbia segment (comprising Erste Bank Serbia Group) increased mainly due to higher loan and deposit volumes in retail and corporate business. Net fee and commission income went up due to higher payment and insurance brokerage fees. Net trading result and gains/losses from financial instruments at FVPL increased driven by a higher result from foreign currency transactions and derivatives. Operating expenses rose mainly due to higher personnel, legal and consultancy costs and depreciation. Deposit insurance contribution rose to EUR 4.3 million (EUR 3.5 million). Operating result increased and the cost/income ratio improved. Impairment result from financial instruments improved as a consequence of last year's update of risk parameters with forward looking information. Other result deteriorated due to higher provisions for litigations. Overall, the net result attributable to owners of the parent increased.

OTHER

Financial review

in EUR million	2020	2021	Change
Net interest income	140.9	214.3	52.1%
Net fee and commission income	-94.1	-86.1	-8.5%
Net trading result and gains/losses from financial instruments at FVPL	-41.9	-71.4	70.6%
Operating income	-4.4	57.8	n/a
Operating expenses	-193.1	-201.7	4.4%
Operating result	-197.5	-143.9	-27.1%
Cost/income ratio	>100.0%	>100.0%	
Impairment result from financial instruments	21.7	9.0	-58.7%
Other result	-21.7	-115.4	>100.0%
Net result attributable to owners of the parent	-260.9	-69.3	-73.5%
Return on allocated capital	-3.4%	-1.1%	

Operating income improved primarily due to one-off booking related to TLTRO III refinancing with ECB partially offset by a lower valuation result. Although operating expenses went up slightly, operating result improved. Other result deteriorated on

Credit risk

As in previous years, credit risk exposure in the Serbia segment increased again substantially and stood at EUR 2.9 billion (+13.6%). The customer loan portfolio was also up. Loans to customers increased to EUR 1.9 billion (+8.7%), with the Retail and Corporate segments registering similar growth rates. Foreign-currency loans, denominated almost exclusively in euro, accounted for 73.1% (75.3%) of the total loan portfolio. The very large proportion of foreign-currency loans is mainly attributable to the wide-spread use of the euro in Serbia. Euro loans are usually matched by corresponding income or deposits in euro. Non-performing loans rose to 2.1% (1.5%) of total loans to customers, with loans to corporates growing faster than retail loans. Loan loss provisions declined to 124.4% (168.2%) of non-performing loans.

the back of negative valuation effects. The tax charge developed positively. Consequently, the net result attributable to owners of the parent improved.

Business segments



Retail. The Retail segment comprises the business with private individuals, micros and free professionals within the responsibility of account managers in the retail network. This business is operated by the local banks in cooperation with their subsidiaries such as leasing and asset management companies with a focus on simple products ranging from mortgage and consumer loans, investment products, current accounts, savings products to credit cards and cross selling products such as leasing, insurance and building society products.

Corporates. The Corporates segment comprises business done with corporate customers of different turnover size (small and medium-sized enterprises and Large Corporate customers) as well as commercial real estate and public sector business.

Group Markets. The Group Markets (GM) segment comprises trading and markets services as well as customer business with financial institutions. It includes all activities related to the trading books of Erste Group, including the execution of trade, market making and short-term liquidity management. In addition, it comprises business connected with servicing financial institutions as clients.

Asset/Liability Management & Local Corporate Center. The Asset/Liability Management & Local Corporate Center (ALM & LCC) segment includes all asset/liability management functions – local and of Erste Group Bank AG (Holding) – as well as the local corporate centers which comprise all non-core banking business activities such as internal service providers and reconciliation items to local entity results. The corporate center of Erste

Group Bank AG is included in the Group Corporate Center segment.

Savings Banks. The Savings Banks segment is identical to the operating segment Savings Banks.

Group Corporate Center. The Group Corporate Center (GCC) segment covers mainly centrally managed activities and items that are not directly allocated to other segments. It comprises the corporate center of Erste Group Bank AG (and thus dividends and the refinancing costs from participations, general administrative expenses), internal service providers (facility management, IT, procurement), the banking tax of Erste Group Bank AG as well as free capital of Erste Group (defined as the difference of the total average IFRS equity and the average economical equity allocated to the segments).

Intragroup Elimination. Intragroup Elimination (IC) is not defined as a segment but is the reconciliation to the consolidated accounting result. It includes intragroup eliminations between participations of Erste Group (e.g. intragroup funding, internal cost charges). Intragroup eliminations within partial groups are disclosed in the respective segments.

Dividend elimination between Erste Group Bank AG and its fully consolidated subsidiaries is performed in Group Corporate Center. Consolidation differences arising between the segments, which are eliminated over the lifespan of the underlying transaction, are part of Group Corporate Center.

RETAIL

Financial review

in EUR million	2020	2021	Change
Net interest income	2,083.7	2,102.4	0.9%
Net fee and commission income	1,047.9	1,206.6	15.1%
Net trading result and gains/losses from financial instruments at FVPL	89.4	90.7	1.5%
Operating income	3,248.8	3,431.1	5.6%
Operating expenses	-2,067.7	-2,111.8	2.1%
Operating result	1,181.2	1,319.3	11.7%
Cost/income ratio	63.6%	61.5%	
Impairment result from financial instruments	-392.2	-122.4	-68.8%
Other result	-68.9	-58.2	-15.5%
Net result attributable to owners of the parent	583.9	889.7	52.4%
Return on allocated capital	18.4%	25.3%	

The increase in net interest income was driven by the growth of customer loan and deposit volumes across all markets. Net interest income improved in the Czech Republic, Hungary and Serbia from loan and deposit business, partially offset by the change in transfer prices related to the deposit business as a response to the lower interest rate environment and a corresponding positive effect in ALM & Local Corporate Center. Contributions from the lending business in Slovakia and Austria declined primarily on the impact of lower market rates. Net fee and commission income increased due to higher fees from securities business, higher payment fees and improved insurance brokerage fees. Net trading result and gains/losses from financial instruments FVPL increased moderately due to higher foreign currency transactions in the Czech Republic, Hungary, Romania, Croatia and Slovakia, partially offset by negative valuation effects in Hungary. Operating expenses increased mainly due to higher personnel and IT expenses, partially offset by lower deposit insurance contributions in Austria and Croatia. Consequently, operating result increased and the cost/income ratio improved. The impairment result from financial instruments improved significantly across all markets as last year updated risk parameters with forward looking information and stage overlays related to the Covid-19 crisis led to high risk provisioning. The main driver of the other result

improvement was the abolition of the banking tax in Slovakia as of the second half of last year, partially offset by negative effects in other entities. Overall, the net result attributable to the owners of the parent increased significantly.

Credit risk

Credit risk exposure in the Retail business segment rose to EUR 76.7 billion (+9.8%). The customer loan portfolio increased to EUR 66.7 billion (+9.2%). The share of the retail business (without Savings Banks) in Erste Group's total customer loans was up marginally at 36.2% (35.9%). The collateralisation ratio, which reflects the ratio of collateral to loan volume, stood at 64.9% (65.9%). The quality of the retail customer loan portfolio improved. While non-performing loans saw hardly any change and again amounted to EUR 1.5 billion, their share of total retail customer loans decreased to 2.2% (2.4%). In terms of the NPL ratio (non-performing loans as a percentage of total loans), loan quality was thus again very high in the Retail segment and better than the loan quality in other business segments. The share of low-risk loans as a percentage of total retail customer loans was high at 86.8% (86.0%). Loan loss provisions were again increased and amounted to 101.1% (98.2%) of the total non-performing loans portfolio.

CORPORATES

Financial review

in EUR million	2020	2021	Change
Net interest income	1,109.4	1,190.7	7.3%
Net fee and commission income	282.3	332.5	17.8%
Net trading result and gains/losses from financial instruments at FVPL	64.1	99.8	55.8%
Operating income	1,561.3	1,733.1	11.0%
Operating expenses	-535.7	-543.7	1.5%
Operating result	1,025.6	1,189.4	16.0%
Cost/income ratio	34.3%	31.4%	
Impairment result from financial instruments	-656.0	-60.0	-90.9%
Other result	-65.5	-11.7	-82.1%
Net result attributable to owners of the parent	193.7	858.4	>100.0%
Return on allocated capital	5.1%	16.9%	

Net interest income improved primarily due to higher customer loan volumes as well as higher income from early loan repayments. Net fee and commission income increased mainly because

of higher payment and lending fees. Net trading result and gains/losses from financial instruments at FVPL improved significantly due to positive valuation effects mainly in the Holding and

the Czech Republic. Operating expenses increased moderately. Consequently, operating result went up and the cost/income ratio improved. The impairment result from financial instruments improved significantly as last year updated risk parameters with forward looking information and stage overlays related to the Covid-19 crisis led to high risk provisioning. Other result improved mainly due to real estate selling gains as well as the release of provisions for legal expenses. Consequently, the net result attributable to the owners of the parent improved significantly.

Credit risk

Credit risk exposure in the Corporates business segment rose to EUR 91.6 billion (+10.5%). Loans to customers increased to

EUR 62.7 billion (+9.0%) and accounted for 34.1% (33.9%) of Erste Group's total loans to customers. The big difference between credit risk exposure and the customer loan portfolio in the Corporates segment is primarily due to a large volume of guarantees and unused loan commitments. Within the Corporates business segment, loans to large corporates saw above-average growth (+12.8), while growth rates in the commercial real estate business (+5.8%) and in business with the public sector (+4.5%) were slightly lower. Non-performing loans declined slightly. The NPL ratio decreased to 2.5% (2.8%). The development of credit quality was strong, particularly in the large corporates business. Loan loss provisions amounted to 97.9% (94.8%) of non-performing loans to corporates.

GROUP MARKETS

Financial review

in EUR million	2020	2021	Change
Net interest income	252.2	205.8	-18.4%
Net fee and commission income	240.9	289.9	20.4%
Net trading result and gains/losses from financial instruments at FVPL	38.5	110.1	>100.0%
Operating income	529.7	606.3	14.5%
Operating expenses	-232.0	-237.3	2.3%
Operating result	297.7	369.0	24.0%
Cost/income ratio	43.8%	39.1%	
Impairment result from financial instruments	-0.8	-5.6	>100.0%
Other result	-25.7	-27.6	7.3%
Net result attributable to owners of the parent	211.0	260.6	23.5%
Return on allocated capital	24.4%	24.0%	

Net interest income decreased on the back of lower market interest rates. Net fee and commission income increased mostly due to the higher contribution of the securities business driven among others by higher assets under management with institutional clients in Austria. Net trading result and gains/losses from financial instruments at FVPL improved significantly due to valuation results of interest rate derivatives, equity futures and bonds.

Overall, operating income increased notably. As operating expenses went up only slightly, operating result increased significantly and the cost/income ratio improved. Impairment result from financial instruments deteriorated due to higher provisioning requirements in Austria. Other result remained by and large stable. Overall, the net result attributable to the owners of the parent improved significantly.

ASSET/LIABILITY MANAGEMENT & LOCAL CORPORATE CENTER

Financial review

in EUR million	2020	2021	Change
Net interest income	86.2	223.2	>100.0%
Net fee and commission income	-79.3	-85.6	7.9%
Net trading result and gains/losses from financial instruments at FVPL	13.2	-26.5	n/a
Operating income	58.0	155.1	>100.0%
Operating expenses	-107.4	-124.1	15.5%
Operating result	-49.4	31.0	n/a
Cost/income ratio	>100%	80.0%	
Impairment result from financial instruments	-3.0	-2.3	-23.8%
Other result	-111.8	-137.7	23.2%
Net result attributable to owners of the parent	-112.7	-135.6	20.4%
Return on allocated capital	-3.6%	-3.1%	

Net interest income improved primarily due to a one-off booking related to TLTRO III refinancing with ECB (EUR 79.3 million), lower transfer prices that led to a negative impact in the retail segment and a corresponding positive effect in ALM & LCC as well as lower refinancing costs in the Holding and higher income

from investments in Czech Republic and Hungary. These effects were partially offset by higher interest expense from the placement of excess liquidity with the ECB. Net fee and commission income decreased mainly due to a higher internal fee recharge between Group Markets and ALM & LCC in the Czech Republic

and the Holding. The deterioration of net trading result and gains/losses from financial instruments at FVPL was driven by valuation effects. Operating expenses increased mainly due to higher personnel expenses in Austria and higher property management costs in the Czech Republic. Overall, operating result improved. Other result worsened primarily due to breakage costs

in Austria related to an early loan repayment and impairments of buildings and IT in the Czech Republic, partially compensated by higher real estate selling gains in Romania. As the tax charge increased significantly, the net result attributable to the owners of the parent deteriorated.

SAVINGS BANKS

The business segment Savings Banks is identical to the operating segment Savings Banks (see page 32).

GROUP CORPORATE CENTER

Financial Review

in EUR million	2020	2021	Change
Net interest income	89.1	100.5	12.8%
Net fee and commission income	6.6	5.9	-11.8%
Net trading result and gains/losses from financial instruments at FVPL	37.1	-27.8	n/a
Operating income	124.8	76.9	-38.3%
Operating expenses	-1,013.0	-904.2	-10.7%
Operating result	-888.2	-827.3	-6.9%
Cost/income ratio	>100.0%	>100.0%	
Impairment result from financial instruments	24.4	7.7	-68.5%
Other result	829.5	616.3	-25.7%
Net result attributable to owners of the parent	-134.4	-32.9	-75.5%
Return on allocated capital	-2.1%	-0.6%	

Operating income decreased on lower net trading result and gains/losses from financial instruments at FVPL due to valuation effects. Operating expenses decreased on eliminated costs between the two IT entities after their merger – countereffect in

intercompany eliminations. Other result deteriorated due to negative valuation effects as well as intercompany effects. The tax charge developed positively. All in all, the net result attributable to owners of the parent improved.

(Consolidated) non-financial report

2021 was a recovery year with old and new challenges. Overall, the economic environment in Austria and CEE developed significantly better than originally forecast. Covid-19 vaccinations, lockdowns and other distancing measures have suppressed the spreading of the virus. While pandemic-induced restrictions were still delaying the recovery of the economy at the beginning of the year, growth forecasts were later raised despite challenges such as the disruptions of international supply chains or the Omicron variant.

The past year was also marked by an increased awareness and consensus that climate change and global warming must be addressed for ecological but also socio-economic reasons. A clear focus was on rethinking the economic growth model and allocating resources to greener, more resource efficient and resilient future economies.

Erste Group considers the transformation necessary and the right thing to do. In 2021, Erste Group joined the Net-Zero Banking alliance and announced its intention to reach climate neutral operations by 2023.

Erste Group further believes that a transition should be executed in a socially fair manner and great deal of attention needs to be paid not only to environmental but also social and governance objectives.

For Erste Group, considering the impact of its entrepreneurial activities on society or the environment is nothing new.

Ongoing focus on social responsibility

Erste Group is built on the inclusive and non-discriminatory belief in people, their ideas and plans for their future as well as their capabilities and potential for personal growth and the promise of a prosperous society. “No age, no gender, no social class or nationality shall be excluded from the benefits that the Spar-Casse offers every depositor” – a declaration in its founding chapter – was as relevant in 1819 as it is today. The Statement of Purpose reaffirms and states in more detail the purpose of Erste Group to promote and secure prosperity across the region. It defines the following tasks and principles:

- _ Disseminating and securing prosperity
- _ Accessibility, independence and innovation
- _ Profitability
- _ Financial literacy
- _ It is about people
- _ Serving civil society
- _ Transparency, stability, simplicity

Two key questions must be answered every time a business decision is taken: “Is it profitable?” and “Is it legal?”. For Erste Group, this has never been enough. Every employee has to consider a “third question” that arises from the Statement of Purpose: “Is it the right thing to do?”

Building on this Statement of Purpose, our Code of Conduct defines binding rules of the daily business for employees and

members of both the management board and supervisory board. At the same time, the Code of Conduct underlines that in pursuing its business activities, Erste Group values responsibility, respect and sustainability.

Today, Erste Group has an extensive presence in the Eastern part of the European Union with considerable market positions in Austria, the Czech Republic, Slovakia, Romania, Hungary and Croatia. The seventh core market is Serbia. In addition, Erste Group holds direct and indirect majority and minority banking participations in Slovenia, Montenegro, Bosnia and Herzegovina, North Macedonia and Moldova.

Looking beyond financial performance has been important for Erste Group since its foundation. Operating in the CEE region with increasing presence from early 2000, we reinforced our commitment to the region and its population by expanding our activities beyond core banking services. Erste Group established the concept of social banking in its core markets with a special focus on

- _ Financial inclusion – providing banking services for excluded members of society (e.g. Zweite Sparkasse)
- _ Supporting growth of the social sector –banking for NGOs
- _ Facilitating job creation – supporting start-ups and vulnerable segments of the population

Ecological developments and the role of banks

As the world heads towards a 2.7° C increase in global warming (according to the updated UN synthesis report of autumn 2021), the ecological, social and economic impact is becoming more pressing. Even Central and Eastern Europe with its comparatively mild climate was hit with several unusual natural disaster events resulting in damaged infrastructure and houses as well as crop failures.

With the new Glasgow Climate Pact, an agreement was reached at the COP 26 Climate Summit. 80% of global emissions are now covered by pledges of countries to achieve net zero emissions. Despite the achievements, the heavily watered-down draft of the final declaration was criticised for not giving a clear signal to stop fossil fuel subsidies.

Europe leads the worldwide effort in terms of climate action. The European Climate Act became a central element of the European Green Deal. It sets a binding EU climate target to reduce net greenhouse gas emissions at least by 55% compared to 1990 levels by 2030.

While Austria has pledged to achieve climate neutrality by 2040, the majority of the countries in CEE are calibrating their net zero policies towards 2050, the final deadline stipulated by the European Climate law. National Recovery and Resilience plans completed in 2021 by the EU member states outline a combined allocation of the NextGenerationEU funds to Erste Group’s core markets (except Serbia) in the amount of EUR 61 billion, of which 47% or EUR 28.8 billion are to be invested in environmen-

tal initiatives. Most of the projects submitted focus on green mobility and transportation (EUR 9.3 billion), followed by renewable energy and energy infrastructure (EUR 4.5 billion) and building renovations (EUR 4.3 billion).

Banks will have to play an active and fundamental role in utilising these funds and in financing or co-financing projects. Together with their clients, banks will build the green economy of the region.

Accelerating climate action

The exceptional economic development of the last 30 years in the Central and Eastern European region was built on investments and transitioning from an obsolete, unproductive, and inefficient economic model towards higher added value, technology driven production.

Erste Group, in its role as a leading financial institution in the region, is committed to supporting the upcoming green transition. The upcoming decade will bring a lot of opportunities for green investments, including the transition from the high carbon energy sector towards renewable energy sourcing and the low carbon energy grid, the renovation of obsolete buildings and the modernisation and expansion of the region's railway infrastructure. The CEE region will also need to invest in recycling and waste management improvements and further water collection and treatment upgrades.

Taking responsibility seriously

Resolving the conflicting targets of profitability and the ecological and social impact of its business is a key element for the management of Erste Group. We believe that acting responsibly and remaining profitable is a key prerequisite for the long-term survival of any company and the creation of value for customers, investors, employees and the society at large.

In light of the accelerating level of environmental degradation and the urgency of climate change with far-reaching impact on vulnerable parts of the society in the CEE region, Erste Group reshaped its priority ESG objectives in 2021. In the years to come, Erste Group will put particular emphasis on the following United Nations Sustainable Development Goals (SDGs) (here in alphabetical order):

- _ Affordable housing (SDG 11)
- _ Climate action (SDG 13)
- _ Clean water and sanitation (SDG 6)
- _ Diversity (SDG 5)
- _ Financial inclusion (SDG 1)
- _ Financial health and literacy (SDG 4)
- _ Recycling and waste management (SDG 12)

SDGs provide a framework embedded into wider socio-political efforts of the United Nations to ensure sustainable development at the economic, social and environmental level worldwide.

While Erste Group has a long history of initiatives related to its commitment to social responsibility – the successful step-by-step

roll out of the social banking concept is a good example – we believe it is necessary to further strengthen our environmental commitment. As a consequence Erste Group will expand its contribution to the environmental and climate objectives and aims to take a substantial role in the above-mentioned transformation process.

Implementation of the reporting obligation as a combined non-financial report

To meet the statutory requirement of disclosing non-financial information, Erste Group has decided to include the (consolidated) non-financial report in its annual report, thus fulfilling its obligations under sections 243b and 267a of the Austrian Commercial Code (UGB). Erste Group has drawn up this non-financial report in conformity with the Global Reporting Initiative (GRI standard: core option) and follows the recommendations of the Task Force on Climate Related Financial Disclosures (TCFD). While non-financial reporting is not subject to the audit of the consolidated financial statements, this non-financial report was subject to an independent audit by Deloitte Audit Wirtschaftsprüfungs GmbH in accordance with the GRI standards: Option core and sections 234b and 267a of the Austrian Commercial Code (UGB) to achieve limited assurance. This audit report is available at the end of this non-financial report.

The reporting obligation under UGB requires covering environmental, social and employee matters, respect for human rights and measures against corruption and bribery.

The non-financial report must cover the same scope of consolidation as financial reporting. The calculation of non-financial data, such as energy consumption per employee (full-time equivalent; FTE) is based on all material Erste Group entities that have at least one employee. For the 2021 non-financial report, human resources data was captured at single-entity level. Environmental data of all premises used for banking operations was captured for all entities in the scope of consolidation.

The EU sustainable finance Taxonomy Regulation (Taxonomy (EU) 2020/852) is a classification system to determine whether an economic activity shall qualify as environmentally sustainable. For the reporting year 2021 financial market participants are required to disclose the share of their exposures to taxonomy non-eligible and taxonomy-eligible economic activities in their total assets for the first two environmental objectives pursuant to the regulation, i.e. climate change mitigation and climate change adaptation. Erste Group meets those requirements pursuant to Art. 8 Taxonomy (EU) 2020/852.

Materiality Analysis

The starting point of non-financial reporting is a materiality analysis conforming to GRI Standards (GRI 101) to identify those non-financial material topics that have social and ecological impact relevant to both Erste Group and its stakeholders. Erste

Group applies the concept of double materiality as proposed by the European Commission in 2019. From a business perspective a topic is material when it has a (positive or negative) impact on the financial performance and value of the company. But the external impact of Erste Group is also considered, thus a topic is also material when it matters to the society and/or the environment.

Erste Group’s first materiality analysis according to GRI was performed in 2016. The scope of relevant topics was based on externally recognised sources like GRI, the SDGs as well as internal documents and discussions with internal stakeholders. In 2021, the material topics were reviewed by both external and internal experts, and a peer research was conducted. In addition, several interviews with Erste Group’s investors were held, providing valuable feedback for updating the topics.

The list of the topics has been defined specifically based on the following principles:

- _ Materiality for the bank’s business operations
- _ Involvement/inclusion of stakeholder groups
- _ Reflecting the double materiality perspective
- _ Inclusion of sustainability in the business strategy

For the online survey in 2021, the scope of relevant stakeholders was extended to investors, NGOs and academic representatives. The material non-financial topics of particular relevance to Erste Group were identified in a workshop with in-house and external experts.

The group-wide survey in 2021 showed a higher participation rate than in 2019. Overall, 1,524 employees and 1,639 customers in Erste Group’s seven core countries as well as 59 representatives of investors and NGOs, academics and members of the supervisory board responded to the survey.

The target groups surveyed confirmed the validity of the material aspects in the questionnaire. All pre-defined items asked for in

the survey were highly relevant to respondents and also to the long-term economic success of Erste Group. Even the aspects ranked last by the respondents still show high relevance. This was equally confirmed by all target groups covered in the survey.

The highest scores were observed across all stakeholder groups in categories related to anti-corruption and data security while the lowest score was attributed to financial inclusion. The other categories were characterised by different assessments from employees, customers and supervisory board members. These largely correlating groups provided results consistent with previous surveys: high priority topics related to customer care and employee care, followed by sustainable finance and diversity. For these stakeholder groups less material but still relevant topics were limiting financing for high emission sectors, financial inclusion, and ecological impact of banking operations. Investors, academics and NGO representatives – the newly included stakeholder groups – had a different view and ranked sustainable finance together with the limit on financing high emission sectors among their most relevant topics and higher than customer and employee care, which were highly preferred by other stakeholder groups.

To comply with the requirements of the sections 243b and 267a of the Austrian Commercial Code (UGB), the national implementation of the Non-financial Reporting Directive 2014/95/EU and GRI 101, Erste Group conducted an impact analysis in addition to the materiality analysis in 2021. In-house experts assessed the economic, environmental and social impact of the above-mentioned material topics. The result of the impact analysis corresponded to the materiality analysis. The topics with high relevance for the stakeholders show a high economic, environmental or social impact.

The following table presents the result of the materiality analysis (ranked by relevance):

	Employees	Customers	Investors	Academics and NGOs	Supervisory board
Material topics					
Anti-corruption measures	1	3	1	1	2
Data security	2	1	2	2	4
Customer satisfaction	3	2	5	6	1
Ethical conduct of employees in banking operations	4	4	6	5	3
Employee health & work-life balance	5	5	9	9	5
Diversity and equal opportunity	8	6	7	7	8
Financial literacy	10	7	11	11	7
Talent attraction	6	8	10	8	6
Sustainability criteria in financing and investment	7	9	4	3	9
Limit financing of high emission sectors	11	10	3	4	11
Ecological impact of banking operations	9	11	8	10	12
Access to banking products for the socially excluded	12	12	12	12	10

Material topics

To make the context of the material topics more visible, they have been categorised and linked to SDGs. Although Erste Group prioritised seven SDGs in 2021, material topics indicate that notable contributions are made to more SDGs.

Environmental responsibility

Sustainability criteria in investment and finance (SDG 6, 11, 12, 13). Public interest in the indirect impact of bank products on climate, environment and the society is growing significantly. Erste Group is steadily expanding its range of sustainable finance products. Its sustainable finance focuses on critical socio-environmental topics of the CEE region, in particular affordable housing, climate change, clean water, recycling and waste management.

Limiting financing in high emission segments (SDG 13). Global warming is one of the key challenges of our time. Erste Group is committed to aligning its financing policies to the 1.5° C global warming limit of the Paris Agreement.

Ecological impact of banking operations (SDG 13). Protecting the environment and addressing climate change are currently among the most significant global challenges. Erste Group aims to minimise its ecological footprint, specifically its consumption of energy and paper and to use natural resources responsibly.

Social responsibility

Ethical conduct of business by employees in their daily work (SDG 5, 8). The values and attitudes demonstrated by employees in their work determine how Erste Group is perceived in the public. Erste Group encourages a culture of fair and mutually respectful interaction. Respecting human rights and zero tolerance for child labour and discrimination are fundamental principles of Erste Group.

Financial literacy (SDG 4). For Erste Group, financial literacy is a key factor in creating equal opportunities, economic prosperity and social inclusion. In most cases, a lack of financial literacy means fewer opportunities in many spheres of life.

Access to banking products for socially excluded (SDG 1). For a variety of reasons, many people do not have access to financial services from commercial banks even today. In accordance with its founding principles, Erste Group's social banking programmes help people to help themselves and contribute to positive economic development of the excluded parts of society.

Diversity and equal opportunity (SDG 5). For Erste Group, diversity and equal opportunity are key elements of its human resources strategy. It therefore seeks to offer a work environment that is free of discrimination and that values the work of each and every person regardless of gender, age, disability, marital status, sexual orientation, skin colour, religious or political affiliation, ethnic background, nationality or any other aspect unrelated to their employment.

Employee health and work-life balance (SDG 3, 5). Erste Group is convinced that employees perform better and are more motivated when their work and private lives are well balanced and the company contributes to their good health. The focus of Erste Group is on fostering an awareness of the importance of a healthy lifestyle and promoting preventive health care as a complementary service to the public healthcare system.

Talent attraction and retention (SDG 5, 10). Erste Group is convinced that attracting and retaining talented staff through comprehensive learning offers and development opportunities will contribute to the success of the bank.

Our customers

Data security (not assigned to a specific SDG). The security of customer data is a key prerequisite for long-term success in the banking industry and of fundamental importance to Erste Group. Erste Group therefore applies the highest standards in its IT infrastructure and provides ongoing training to its employees to offer maximum protection against the misuse or loss of customer data. The danger of cyber-attacks requires ongoing investment to maintain and improve data security.

Customer satisfaction (SDG 8). High levels of customer satisfaction and resulting customer loyalty safeguard the bank's long-term success. It is therefore vital to continually adapt products and services to customers' expectations and needs and to ensure high service quality.

Governance and anti-corruption measures

Anti-corruption measures (SDG 16). Corruption and bribery may be a problem in many parts of the economy. Erste Group employees are required to attend a customised training programme enabling them to recognise and prevent fraud and corruption. Conflicts of interest between customers, Erste Group and its employees are governed by clear rules such as provisions on employee transactions, the gift policy and research disclaimers.

Responsible criteria in the supply chain (SDGs 10, 13). Against the backdrop of interrelated economic activities, companies must consider not only the ecological and social impacts of their own operations, but also those of their entire supply chain. Through its supply-chain management, Erste Group is making every effort to avoid an undesirable indirect impact on the environment and human rights.

The following materiality table provides an overview of the stakeholder groups, the material topics of the materiality analysis assigned to them, references to GRI standards and references to the sections of the non-financial report in which these topics are explained.

Stakeholders	Topics of the materiality analysis	Material topics pursuant to GRI Standard	SDG	Section in the non-financial report
Customers	Customer satisfaction	Customer privacy (GRI 418-1)	SDG 8	Our customers
	Anti-corruption	Anti-corruption (GRI 205-3)	SDG 16	Compliance and management of conflicts of interest
	Highest data security	Substantiated complaints concerning breaches of customer privacy and losses of customer data (GRI 418-1)		Our customers
	Ethical conduct of employees in banking operations	Not assigned to any GRI indicator	SDG 5,8	ESG Strategic Framework
	Access to banking products (Social Banking)	Initiatives to improve access to financial services for disadvantaged people (FS 14 of GRI 4)	SDG 1	Sustainable finance (Social Banking)
Employees	Diversity and equal opportunity	Employment (GRI 401-1, 401-3)	SDG 5	
	Employee health & work-life balance	Training and education (GRI 404-1)	SDG 3, 5	
		Diversity and equal opportunity (GRI 401-3, 405-1)	SDG 5, 10	
	Respect for human rights	Non-discrimination (GRI 406-1)	SDG 5, 10	
Governance bodies (members of the supervisory board)	Talent attraction and retention	Training and education (GRI 404-1)	SDG 5,10	Employees
	Customer satisfaction	Customer privacy (GRI 418-1)	SDG 8	Our customers
	Anti-corruption	Anti-corruption (GRI 205-3)	SDG 16	Compliance and management of conflicts of interest
	Ethical conduct of employees in banking operations	Not assigned to any GRI indicator	SDG 5,8	ESG Strategic Framework
	Diversity and equal opportunity	Employment (GRI 401-1, 401-3)	SDG 5	Employees
		Diversity and equal opportunity (GRI 401-3, 405-1)	SDG 5, 10	Outside the non-financial report: corporate governance report
		Non-discrimination (GRI 406-1)	SDG 5, 10	
		Economic performance (GRI 201-1)		Outside the non-financial report: consolidated financial statements
	Financial literacy	Initiatives to improve access to financial services for disadvantaged people (FS 14 of GRI 4)	SDG 4	Commitment to society (Financial literacy)
	Social commitment		SDG 4, 5,10	Commitment to society
Society		Anti-corruption (GRI 205-3)	SDG 16	Compliance and management of conflicts of interest
		Socio-economic compliance (GRI 419-1)	SDG 16	GRI Index
		Economic performance (GRI 201-1)		Outside the non-financial report: consolidated financial statements
		Economic performance (GRI 201-1)		Outside the non-financial report: consolidated financial statements
	Highest data security	Substantiated complaints concerning breaches of customer privacy and losses of customer data (GRI 418-1)		Our customers
Investors	Anti-corruption	Anti-corruption (GRI 205-3)	SDG 16	Compliance and management of conflicts of interest
	Limiting financing in high emission sectors	Other indirect GHG-emissions (Scope 3) (GRI 305-3)	SDG 13	ESG Strategic Framework and Risk Management
		Anti-corruption (GRI 205-3)	SDG 16	Compliance and management of conflicts of interest
Academics/NGOs		Substantiated complaints concerning breaches of customer privacy and losses of customer data (GRI 418-1)		Our customers
		Other indirect GHG-emissions (Scope 3) (GRI 305-3)	SDG 13	ESG Strategic Framework and Risk Management
	Sustainability criteria in finance and investment		SDG 6, 11,12,13	ESG Strategic Framework and Risk Management
				ESG Strategic Framework (environmental footprint)
Environment	Sustainability criteria in the supply chain & ecological impact of banking operations	Materials (GRI 301-1, 301-2) Energy (GRI 302-1, 302-4)		Suppliers and supply chain
		Emissions (GRI 305-1, 305-2)	SDG 13	ESG Strategic Framework (environmental footprint)
Suppliers	Sustainability criteria in the supply chain & ecological impact of banking operations	Supplier environmental assessment (GRI 308-1)		
	Respect for human rights	Supplier social assessment (GRI 414-1, 403-7)	SDG 10, 13	Suppliers and supply chain

ESG strategic framework

Erste Group is convinced that considering socio-environmental responsibility, climate change prevention and strong governance aspects in doing business not only support its purpose to disseminate prosperity but also secures the financial resilience of the bank.

Based on Erste Group's legacy of strong focus on social responsibility and its ambition to be the leading financial institution driving the green transition in Central and Eastern Europe, Erste Group implemented its ESG strategic framework in 2021.

It is based on four impact pillars:

Sustainable finance. Erste Group is committed to considering social and environmental aspects in finance, banking and client advisory services in its retail and corporate business. Erste Group aims to reach a share of 25% green investments in its corporate portfolio in five years. It is also committed to increasing the green wholesale funding rates in all its core markets, thus strengthening CEE debt capital markets and defending its leading position in ethical and environmental funds in the CEE region. As Erste Group is convinced that the main challenge will be the transition from today's high emitting sectors, it intends to further develop expertise and support the decarbonisation efforts in the markets it operates in. Erste Group introduces best practise ESG risk management processes.

Working together for a sustainable future. Erste Group believes there is a need to not only raise awareness for green transition and its potentially related impact on society but also to develop new sustainable market standards. Consequently, Erste Group is committed to actively participating in and supporting public initiatives in this field and pursuing collaborations with business partners and NGOs.

In 2021, Erste Group joined several climate related programmes as an active member. As the first financial institution in Europe, Erste Group supported the European Commission's Green Consumption Pledge initiative and is committed to increasing the number and sales of eco-labelled funds, strengthening sustainable reporting and increasing the promotion of sustainable finance to its clients. In addition, Erste Group joined three initiatives of the United Nations Environmental Programme for Financial Institutions (UNEP FI). It became a signatory of the Principles for Responsible Banking, was the first Austrian bank to join the Net Zero Banking Alliance and was a founding member of the Financial Health and Inclusion initiative.

Good corporate citizenship and operations. Erste Group is committed to reaching climate neutrality by 2023. After having reduced Scope 1 and Scope 2 emissions by 25% since 2016, Erste Group intends to reduce them by a further 25% by obtaining at

least 90% of its electricity from green sources and by implementing further efficiency measures.

Our employees. Erste Group puts emphasis on raising awareness of the importance of a sustainable lifestyle and motivating all its employees to actively support efforts to reach climate neutrality. In addition, Erste Group plans to offer a climate literacy programme to its staff incorporating input from academics of the Vienna University of Economics and Business, environmental experts of the Austrian World Wide Fund for Nature, and climate simulation workshops. The climate literacy programme will familiarise Erste Group's employees with key environmental topics, sustainable finance and expected changes related to the green transition.

ESG responsibilities

Taking into account ESG topics is an integral part of Erste Group's way of doing business. Consequently, this resulted in an integrated organisational model. ESG functions and responsibilities are embedded in its respective corporate and retail business as well as its risk and finance units. An exception to this rule is the Group ESG Office that was set up as an independent unit in the strategy division, reporting to the CEO. It drives the ESG strategy, targets and priorities.

Erste Group considers it essential to align group-wide decision making processes and aims to synchronise initiatives, principles and planned actions across functions and countries taking into account relevant ESG aspects.

Considering the increased importance of managing climate-related risks led to changes in the ESG governance. The Group Sustainability Board received a stronger mandate, an ESG Core Team was established to facilitate the implementation of initiatives across all core markets and a Sustainable Finance Committee was set up to steer green investments.

Erste Group's ESG governance framework includes the following elements:

The **supervisory board** oversees the sustainability strategy, the ESG framework and its implementation. Its members are regularly informed about ESG matters. The (consolidated) non-financial report has to be reviewed and accepted taking into account the external audit report.

The **management board** defines the sustainability strategy and is responsible for the ESG framework, priorities and targets. Furthermore, it ensures the implementation of the sustainability strategy with adequate resource allocation and controls and is regularly informed of status and achievements. These tasks are implemented via the Group Sustainability Board.

For additional information on the activities of the supervisory and management board, please refer to the (consolidated) corporate governance report.

The **Group Sustainability Board** consists of the management board members of Erste Group Bank AG and the CEOs of the local banks. It takes decisions on strategy, priorities, governance and key performance indicators and monitors the implementation progress.

The **ESG core team** is set up as a collaboration platform to develop objectives, targets and corresponding initiatives through senior managers of various areas – business, finance, risk and other support functions. It ensures agreements on initiatives, timelines and other implementation matters. It is organised by the Group ESG Office and holds bi-weekly meetings.

The main objective of the **Group Sustainable Finance Committee** is to ensure coordinated development of ESG principles in steering instruments like portfolio limits, pricing and the ESG Factor Heatmap. It consists of senior managers of Erste Group and is responsible for Erste Group's sustainable finance framework, group-wide sustainable asset eligibility rules, asset allocation and reporting obligations. The ultimate decisions on risk or other methodology topics are delegated to the functional decision-making bodies within the risk management or financial management framework. The committee is organised by the Group ESG Office, its meetings are convened on demand. In 2021, four meetings were held.

The **Group ESG Office** promotes Erste Group's sustainability strategy and acts as the main advisor to the management board on the ESG strategy, targets and priorities. It provides key ESG policies, ensures inhouse expertise on climate, environmental, social and governance objectives, defines ESG governance framework, financing rules and selectively intervenes on single transactions. In addition, it ensures transparency on Erste Group's sustainability impact.

Local ESG Offices develop local sustainability strategies aligned with the group-wide strategy, support the respective local management boards and are tasked with facilitating, organising, and ensuring the information flow on the implementation of initiatives within the local organisation.

Group business divisions are in charge of the business strategy, objectives, targets and developing initiatives and action plans. In addition, they are responsible for defining green/social eligibility rules and ensure their integration into products as well as ESG risk management processes. Group business functions ensure the alignment with local business divisions.

Group risk management functions ensure that ESG aspects are covered in the risk management framework and risk appetite assessment and are properly taken into account in risk control and operative risk management tools and processes.

CLIMATE AND OTHER ESG RISKS MANAGEMENT FRAMEWORK

Climate-related and other ESG risks are an integral part of Erste Group's risk management framework. They are connected to potential losses through additional costs, liabilities, or damages suffered because of climate, environmental, social or governance related adverse events. ESG risks are integrated into the risk taxonomy of Erste Group as transversal and covered by major risk categories in credit, market, liquidity and operational risks. Erste Group's ESG risk definition thus covers a broad range of risk drivers linked to environmental, social and governance factors and also recognises their double materiality. The ESG Risk Definition Policy is available on the website (<https://www.erstegroup.com/en/about-us/sustainability-esg>).

Erste Group's ESG due diligence process is built along the three lines of defence. Business lines and relationship managers are in charge of identifying, verifying and mitigating potential ESG risks in client relationships, financing transactions or financed assets. Risk management functions, the second line of defence, validate and assess the nature and severity of the ESG risk exposure and provide a risk opinion and an independent recommendation for further mitigation measures or even exercise their veto rights. The third line of defence lies with internal audit.

The Group ESG Office supports this process with its expertise and may exercise its veto rights within the Holding Credit Committee to ensure the alignment of the portfolio and Erste Group's banking practices with the ESG Framework and socio-environmental objectives of the Group. In addition, the Group ESG office is a voting member in the Risk Operational Conduct Committee.

Erste Group's ESG risk management concept is built along risk identification and assessment and is embedded into its Risk Appetite Statement Framework. The ESG risk management concept affects the bank's entire product offering comprising amongst others lending, advisory, investment and asset management services, wholesale funding and even supplier management practices.

Erste Group's Code of Conduct provides a reference point for our actions and behaviour and a set of rules governing our daily business activities. Erste Group expects suppliers to meet standards laid down in Erste Group's Ethical and Environmental Code of Conduct for Suppliers of Goods and Services.

Identifying climate and other ESG risks

Erste Group's risk identification and assessment process is based on an industry sector differentiated approach as the relevance of individual risk drivers may differ depending on the nature of the respective economic activity.

The **loan origination and monitoring process** for large corporate and commercial real estate transactions includes an ESG scorecard-based screening. Critical data on climate risk, exposure

to environmental degradation and animal welfare is collected and assessed as are social risk factors like exposure to human rights violations, child labour and forced labour, violation of employee rights or improper customer services and marketing. For segments with lower exposures and more diversified risk, the main instrument used is the ESG Factor Heatmap. It combines the relevance of climate, environmental and social risk factors with a granular industry segmentation of the portfolio. In critical segments, amber or red alerts trigger deep-dive investigations and a reconsideration of industry strategies. Erste Group Credit Collateral Management Policy takes into account ESG factors. To improve the process an extensive ESG data collection has been started.

The **Group Responsible Financing Policy defines harmful socio-environmental activities** that are excluded from financing and banking services. The main focus of the policy is on climate protection through the alignment of Erste Group's energy financing in line with the Paris Agreement, global warming limitation, the prevention of extensive environmental degradation and measures to preserve biodiversity through restraining from art oil and gas financing and unconventional mining practices but also with very selective participation in hydropower projects. In addition, the policy aims to limit the impact of socially harmful activities e.g. of the weapons and defence industry. In 2021, Erste Group made significant progress by further tightening its coal policy and setting a goal to exit coal financing by 2030. Taking into account that coal still plays an important role in the energy security of the CEE region, the policy allows for a two-year period for customers to prepare credible coal phase-out plans.

Erste Group is going to make another important step forward by introducing a financing policy for the gaming and gambling industry in early 2022. Following the increasing urgency to limit global warming and biodiversity loss Erste Group will further extend its Responsible Finance Policy by measures regarding carbon intensive sectors and industries with high impact on water, soil and air pollution in 2022.

In its **wholesale funding and structuring activities**, Erste Group applies strict rules of asset selection and eligibility with conformity to the EU Taxonomy and is fully aligned to its loan origination standards including the Group Responsible Financing policy. In 2021, Erste Group implemented Sustainable Finance Framework guidelines. Together with the independent second party opinion it is available on our website.

In asset management Erste Group applies a proprietary ESG rating to select best-in-class investees and focuses solely on the top 40% of the best ESG performing investee titles. In addition, it applies exclusion criteria for climate, environmental or socially harmful activities. Erste Asset Management's investment policies and the ESG Handbook for Asset Management are available on its website under sustainability (<http://www.erste-am.at>).

For **ESG risk screening** Erste Group uses internal and external data. Proprietary client information is sourced through ESG scorecards and combined with relevant external data typically from reputable data providers like S&P, Sustainalytics, ISS ESG or Bloomberg.

ESG risk screening in the supply chain is part of Erste Group's supplier selection process. Specific social and environmental information is requested in a supplier audit questionnaire and checks are done using a sustainability scorecard.

Management of climate and other ESG risks

Erste Group is **committed to achieving portfolio net-zero emissions by 2050** in line with the goal of the Paris Climate Agreement to limit global warming to a maximum of 1.5°C.

Erste Group opted for a carbon accounting methodology aligned with the PCAF (Partnership for Carbon Accounting Financials) standards. This also ensures compliance with the Greenhouse Gas Protocol Corporate Accounting and Reporting Standard. In 2021, Erste Group implemented the methodology for customer loan portfolios across all markets and reached approximately 78% portfolio coverage. In line with the scope of the PCAF standards corporate loans, commercial real estate financing, project finance and mortgages were included. Erste Group will adapt carbon footprint calculations for the remaining segments – unsecured retail loans and financial institutions and sovereigns – as soon as the PCAF standards provide methodological guidance.

Erste Group's goal is to set interim targets for reducing its Scope 3 emissions. In 2021, Erste Group started to build forward looking decarbonisation models for three priority segments – energy, commercial real estate and mortgages – which in total amount to nearly 50% of Erste Group's quantified portfolio carbon footprint. In 2022, the aim is to provide decarbonisation targets for at least 70% of the quantified emissions by addressing further high emission segments. In its forward-looking models Erste Group follows the target setting methodology and embedded scenarios of PACTA (Paris Agreement Capital Transition Assessment) and SBTi (Science Based Targets Initiative). Target setting impacts business planning, and Erste Group will share the knowledge it gained with its customers and support them in their green transition efforts.

In 2021, Erste Group became a signatory member of PCAF and a core member of the PCAF project on 'financing to net-zero buildings' with the aim of developing a methodology and provide an emission factor database for the measurement and modelling of the carbon footprint of real estate portfolios. As signatory member of the Net Zero Banking Alliance, Erste Group is committed to transitioning its operational and financed emissions to net-zero by 2050 and to setting interim targets initially focusing on those portfolios where the biggest impact can be achieved. Within the Net Zero Banking Alliance, Erste Group participates in the formation of standards for the net zero target setting and complementary disclosure standards.

The **business environment assessment** focusing in particular on climate change and socio-environmental challenges of the CEE region was completed in 2021. It is a basis for the long-term strategic considerations of the financial resilience of Erste Group's business model in relation to risks related to sustainability matters. Climate change is considered the most significant long-term challenge across all the core markets but with different starting points to address. The European climate law, EU Green Deal and 'Fit for 55' outline upcoming changes in EU strategy and legislation. The CEE countries will have to align to these European objectives and absorb the impact on their economies and reshape investment and consumption expectations. Erste Group's understanding of the climate related challenges, legislative and economic impact are documented in the internal Climate Change Houseview. Other social and environmental issues were analysed with the support of the Austrian World Wide Fund for Nature including the loss of biodiversity and environmental degradation like water, soil and air pollution. Furthermore, housing status, health care, financial inclusion and education were assessed.

This status analysis provided the basis for Erste Group's long-term ESG strategy, objectives and framework. Furthermore, the identified environmental and social challenges are taken into account in the ESG Heatmap and Group Responsible Finance Policy.

The analysis also identified opportunities related to the total investment need of EUR 470 billion for Erste Group's core countries to tackle climate change and the most pressing clean water and waste management challenges by 2030. A substantial part of these needs will be provided for by the EU or local public funds as shown in the National Recovery and Resilience Plans or the National Energy and Climate Plans. Public funds, however, will have to be supported by private sector funding expected to be approximately EUR 30 billion per annum by 2030.

In 2022, the first **climate stress test** will be conducted according to the specifications and methodology of the European Central Bank and subsequently integrated into Erste Group's stress testing framework. In 2021, intensive preparatory work was carried out for this purpose to translate climate scenarios and industry-specific macro models into concrete effects on the respective customer groups. The results of these stress and scenario analyses will help strengthen Erste Group's knowledge of climate risks and will subsequently be aligned with other activities (e.g. risk materiality analysis, decarbonisation target setting).

ESG Risks are embedded as **Risk Management Principles** in both **Erste Group's Risk Appetite Statement and its Risk Strategy**. Climate and environmental-related risks are also integrated into the Risk Materiality Assessment of Erste Group. The materiality of climate and other environmental risks is assessed within existing main risk types (credit, market, liquidity, operational and strategic risk) by means of qualitative and quantitative indicators. Such indicators are for instance related to greenhouse gas emissions of loan portfolios, energy efficiency or exposures

in sectors with potential to environmental degradation. Erste Group has limited exposure to high emission segments and benefits from a granular geographical and industrial portfolio composition. Climate and environmental-related risks are assessed as medium risk and therefore classified as material. In 2022, Erste Group will extend its Risk Materiality Assessment by adding social and governance risk drivers.

Climate Change Metrics and Targets

While measuring and reporting Erste Group's direct impact on the environment advanced over the years, assessing the indirect impact of the bank's business activities was hindered by the still limited availability of client reported emissions in the CEE region. Missing or incomplete data on financed emissions obstructed Erste Group's ability to manage ESG risks and to identify opportunities.

Financed emissions

Focusing the efforts on selected portfolios in line with the PCAF standard, Erste Group achieved coverage of EUR 140.2 billion with calculated financed emissions equalling 78% of total loans to customers of EUR 180.3 billion (i.e. total credit exposure excluding off balance sheet positions, central banks, governments and credit institutions) in 2021. The difference of EUR 40.1 billion is mainly related to consumer loans for which PCAF does not provide a specific calculation methodology yet. Total financed emissions (Scope 1 and Scope 2, for selected industries upstream Scope 3) of the quantified portfolios amounted to 11.1 million tCO₂e and the financed emissions intensity stood at 79 gCO₂e/EUR. The level of financed emissions benefits from a favourable regional distribution of the loan book and a favourable balance between the low financed emissions intensity of real estate and the marginal share of high emissions intense heavy industry and energy sectors. The internal segmentation sectors were used to calculate and disclose financed emissions and to ensure consistency with all internal processes used for decision making. Internal segmentation takes a different view than the external industry one, which is disclosed in the financial statements.

Business loans in the amount of EUR 60.8 billion are a major source of financed emissions, both in absolute terms with 7.3 million t CO₂e as well as by the financed emissions intensity of 119 gCO₂e/EUR. Loans to corporate customers include financing to the whole spectrum of non-financial companies, from large international and national corporates, small and mid-sized enterprises to micro entrepreneurs. For real estate related exposures included in the business loan module (NACE L68), the same financed emission intensity values were applied as for the commercial real estate module, which proved to be more conservative than the PCAF database emission coefficients. These exposures were classified as business loans as the financing was provided through general corporate lines and not a dedicated commercial real estate financing.

In 2021, Erste Group implemented standardised data collection through an ESG questionnaire for its large corporate clients. 158 of the addressed clients were able to report Scope 1 and Scope 2 emissions, 100 reported also Scope 3 emissions. Using the client reported emissions Erste Group achieved coverage of EUR 2.8 billion and 0.8 million tonnes of CO₂e at a high data quality score of 2 (explanation is presented at the end of this section). The calculations included upstream Scope 3 emissions for clients in the oil & gas and the mining sector.

The **project finance** portfolio had a moderate credit exposure of EUR 2.0 billion and 0.4 million tCO₂e financed emissions or an emissions intensity of 203 gCO₂e/EUR. Energy projects in the amount of EUR 1.3 billion accounted for the largest share of the project finance portfolio followed by natural resources and commodities projects of EUR 0.2 billion.

Commercial real estate accounted for a credit exposure of EUR 24.0 billion with emissions of 0.9 million tCO₂e and a financed emissions intensity of 38 gCO₂e/EUR. Although buildings are among the highest contributors of absolute emissions in Erste Group's markets, they have a low financed emissions intensity. The calculation of Scope 1 and Scope 2 emissions was generally based on an estimated energy consumption using Efficiency Performance Certificates (EPC), the financed floor area and a typical mix of energy sources. In case of missing EPCs – an exposure of EUR 2.8 billion – data referring to the year of construction and location was used to estimate the energy performance levels. For an exposure of EUR 19.8 billion neither EPCs nor the year of construction were available, hence, respective national average energy performance levels were applied. The estimates will improve in quality over time not only due to additional data collection but mostly due the availability of reported emissions or EPC labels for the financed assets.

Retail mortgages with an exposure of EUR 53.3 billion were the second largest contributor of absolute emissions with 2.5 million tCO₂e, but had a low financed emissions intensity of 46 gCO₂e/EUR. Erste Group's mortgage portfolio may be split into two main types of residential real estate. Flats account for 353 thousand units and EUR 23.1 billion loan volume, family houses

for 337 thousand units and EUR 29.0 billion loan volume. The two types of financed assets show different parameters, the lower efficiency family houses with a higher average floor area of 117 m² have a higher emissions intensity of 59 kg CO₂e/m² compared to flats with a typical floor area of 75 m² and an emission intensity of 48 kg CO₂e/m². For the Scope 1 and Scope 2 estimates for mortgages the same methodological principles as for commercial real estates were applied – either client reported EPC labels or estimates of EPC labels using property-related information or national average energy performance values. If the intensity based on the national energy performance values was lower than the intensity of the EPC or the property-related approach, the more conservative emission intensity was applied. Reported EPC labels were available for EUR 12.4 billion of the mortgage portfolio and EUR 41.0 billion was covered with estimated EPC labels.

The sector with the highest financed emissions intensity of 575 gCO₂/EUR is energy with an exposure of EUR 4.6 billion. Energy has a sizeable share of renewable energy financing of EUR 1.1 billion (24%), and of energy transmission and distribution of EUR 0.4 billion (8%). Erste Group is not only committed to supporting the client transition from coal based energy production to low carbon or renewable energy sources but considers it equally important to finance the necessary investments to a low carbon electricity grid upgrade.

Within the calculation we implemented a categorisation based on the revenue related emission intensity to identify the high and critical emission clients and segments. Everything above 1,000 gCO₂e per EUR revenue has been classified as “high emission category” and cases above 6,000 gCO₂e as “critical emission category”. Altogether, high and critical emission categories make up EUR 2.5 billion in exposure, or 1.4% of the total loans to customers portfolio.

We implemented a data quality score according to the PCAF methodology. 13% of our calculated portfolio has higher data quality scores of 1 to 3. Data quality scores of 1 to 3 represent assets for which reported emissions were available directly (e.g. from clients) or where emissions could be sufficiently inferred via physical data (e.g. EPC labels from buildings).

Financed emissions as of 31 December 2021

Exposure covered by financed emissions calculation

in EUR billion	Credit exposure	Exposure covered by financed emissions calculation	Excluded exposures
Off-balance sheet exposures and derivatives HfT	55.8		55.8
Central banks	16.5		16.5
Central governments	47.3		47.3
Credit institutions	12.5		12.5
Other financial corporations	6.0	4.3	1.7
Non-financial corporations	84.0	78.4	5.6
Households	90.3	57.5	32.8
Total	312.4	140.2	172.2

Financed emissions by type of loan

	Loans to customers (LtC) in EUR billion	Financed emissions in million tonnes CO ₂ e	Carbon intensity in g CO ₂ e/ EUR LtC
Business loans	60.8	7.3	119
Project finance	2.0	0.4	203
Mortgages	53.3	2.5	46
Commercial real estate	24.0	0.9	38
Total	140.2	11.1	79

Financed emissions by industry

	in EUR billion	in million tonnes CO ₂ e	in g CO ₂ e / EUR LtC
Natural resources & commodities	7.1	2.4	335
Energy	4.6	2.7	575
Construction and building materials	5.3	0.6	109
Automotive	4.0	0.1	32
Cyclical consumer products	4.1	0.3	65
Non-cyclical consumer products	5.0	0.4	77
Machinery	2.5	0.1	45
Transportation	3.0	0.2	55
TMT	2.8	0.1	40
Healthcare & services	5.0	0.2	43
Hotels & leisure industry	6.4	0.2	35
Real estate	32.1	1.2	38
Public sector	0.3	0.0	3
Financial institutions	2.6	0.0	16
Private households	55.1	2.6	46
Other	0.1	0.0	110
Total	140.2	11.1	79

Financed emissions in high and critical emission intensity sectors

	in EUR bn	in % of total LtC
High emission intensity sector	2.3	1.3%
Critical emission intensity sector	0.2	0.1%
Total	2.5	1.4%

High emission intensity sectors emit between 1-6 kg CO₂e per EUR revenue, critical emission intensity sector emit >6kg CO₂e per EUR revenue.

Financed emissions by data quality score

	in EUR billion	in %
1 to 3	17.5	13%
4 or worse	122.7	87%
Total	140.2	100%

ENVIRONMENTAL FOOTPRINT

Business operations of financial institutions typically only have limited direct impact on climate change compared to the indirect environmental impact through the loan portfolios. Nevertheless, Erste Group's ambition has been for quite a while to reduce its direct ecological footprint. By setting a climate neutrality target to be reached by 2023, Erste Group confirmed its intention to implement climate mitigation measures across its markets.

Erste Group plans to achieve climate neutrality by reducing its own greenhouse gas emissions wherever possible and compensate all remaining unavoidable emissions by supporting climate protection measures. The most significant reduction potential lies in switching the bank's electricity consumption to low carbon electricity sources, in increasing energy efficiency of the bank's premises and in raising the share of environmentally friendly cars in the carpool.

Emissions of Erste Group's operations have decreased by 25% since 2016. From 2020 to 2021 Erste Group achieved a further reduction of its Scope 1 and 2 emissions by 23% from 57,492 tCO_{2e} to 44,414 tCO_{2e}. This reduction was largely driven by switching to green or low emission electricity in Hungary and Romania.

At 48%, **electricity consumption** constitutes the most important form of energy for Erste Group. The bank currently already covers 66% of its electricity need with low carbon energy sources, the renewed target is a 90% low carbon electricity sourcing by 2023.

Energy efficiency is a key long-term factor to minimise Erste Group's emissions. In addition to the focus on electricity sourcing the bank aims to invest further into energy efficiency measures of its premises especially in heating consumption per m². In 2021, significant improvement has been made in electricity consumption efficiency by reducing the kWh of electricity used per m² by 10% compared to 2020. Overall Erste Group reduced its total energy consumption by 9% from 2020 to 2021.

Raising the share of environmentally friendly cars in the car fleet was one of five environmental targets set for 2021. Over the last years all countries increased the number of hybrid or e-cars in their car fleet. In the last 12 months this number increased from 98 to 182, resulting in a group-wide share of e-/hybrid cars in the total carpool of 7%. The largest share of 17% can be reported for Austria.

In all of Erste Group's subsidiaries significant steps towards emission reduction have already been taken and more are planned for the years to come to meet Erste Group's climate neutrality target.

In **Austria**, the starting position is favourable as a wide variety of efficiency measures were already successfully initiated in the past.

The high energy efficiency standards of Erste Campus in Vienna result in very low emissions of 1.2 kg CO_{2e}/m². Across Austria, electricity consumption was reduced by 10 GWh due to the outsourcing of some of our data centres. With the planned extension of our environmental data collection to include operational Scope 3 emissions in 2022, we will also report the consumption and emissions from these outsourced data centres. Another notable operational improvement in Austria is the share of recycled paper used which increased from 34% to 52% in 2021.

In **Romania**, the most effective way to cut CO_{2e} emissions was the switch to electricity from renewable sources. **Banca Comercială Română** increased its share of electricity from renewable sources to 16 % and aims to increase this share even more in 2022. In 2021, 100% of the electricity used in both headquarters buildings in Bucharest came from renewable sources. Both premises hold a LEED Platinum (Leadership in Energy and Environmental Design) certification. In addition, Banca Comercială Română upgraded old heating and air conditioning systems and installed new sensors for lighting logos on premises used. In 2022, the focus will be on the car fleet strategy and electrification.

In the **Czech Republic**, 78% of the electricity consumed is already from renewable sources. Wherever viable at the headquarters or branches, the bank focuses on natural daylight, LED lighting, light sensors and other energy saving technologies. Furthermore, district heating is preferred to the use of natural gas. The carpool of Česká spořitelna consists almost exclusively of low-emission cars, and the number of electric cars and plug-in hybrids is gradually increased as well as the charging infrastructure at the headquarters.

In the **Slovak Republic**, Slovenská sporiteľňa celebrated its ten-year anniversary of systematic environmentally friendly activities. Almost 30% of them were focused on energy saving. The results are already visible, Scope 1 and 2 emissions were reduced by 10% last year. Measures to improve energy efficiency continued in 2021 as well. Slovenská sporiteľňa plans to plant 300,000 trees across the country in the coming years. In the past, the bank already planted forest in the High Tatras after devastating windstorms hit the country in 2004 and it recently helped to revitalise forests in the Eastern part of Slovakia.

Environmental data

Erste Group uses a software programme from CRedit360 (cr360) to collect environmental data on a group-wide basis. The energy consumption of approximately 2,500 business locations is individually recorded and evaluated. For the conversion to greenhouse gas equivalents (CO_{2e}), cr360 uses emission factors from DEFRA (UK Department for Environment, Food & Rural Affairs) and the IEA (International Energy Agency).

In 2021, the reporting scope of environmental data covers the whole consolidation scope of Erste Group entities following the financial control approach.

Total figures for Erste Group shown in the following tables also include data of direct and indirect holdings of Erste Group outside its core markets. A separate presentation of Holding data is not provided, as a meaningful segregation of environmental indicators is not possible due to the shared use of the location

(Erste Campus in Vienna) with other entities. The environmental indicators for 2021 refer to 44,424 full-time equivalents (FTEs), equalling 100% of all FTEs in Erste Group that relate to banking operations.

Environmental targets in 2019-2021

	Measure	AT	CZ	SK	RO	HU	HR	RS
Average electricity consumption per m ²	kWh/m ²	104	103	85	79	125	163	106
Average heating energy usage per m ²	kWh/m ²	60	95	81	85	60	60	77
Share of hybrid/E-cars in carpool	%	5%	3%	1%	0%	10%	1%	3%
Copy paper consumption per employee	kg/FTE	34	23	25	59	30	33	46
Share of recycled copy paper	%	90%	95%	100%	95%	100%	95%	100%
Scope 1 and 2 per employee	tCO ₂ e/FTE	0.53	1.4	1.5	2.55	1.2	0.75	1.95

Achievement of environmental targets 2021

	Measure	AT	CZ	SK	RO	HU	HR	RS
Average electricity consumption per m ²	kWh/m ²	84	97	87	63	110	193	96
Average heating energy usage per m ²	kWh/m ²	75	101	98	87	82	74	83
Share of hybrid/E-cars in carpool	%	17%	1%	3%	10%	2%	3%	2%
Copy paper consumption per employee	kg/FTE	27	13	16	37	23	24	51
Share of recycled copy paper	%	52%	98%	100%	99%	99%	100%	100%
Scope 1 and 2 per employee	tCO ₂ e/FTE	0.56	0.96	1.51	1.82	0.58	0.68	0.83

Environmental data

2021	Measure	Erste Group	AT	CZ	SK	RO	HU	HR	RS
Full-time equivalents (FTE)	Number	44,424	16,023	9,861	3,680	5,381	3,298	3,023	1,199
Net floor area	m²	1,634,277	667,680	293,720	136,965	331,239	71,756	64,737	23,540
Total energy consumption	MWh	308,036	111,871	63,480	26,710	55,121	16,056	19,144	4,930
Electricity total consumption (with ATM and own electricity production)	MWh	147,521	55,974	28,486	11,961	20,884	7,863	12,470	2,251
Heating, warm water and district cooling total consumption	MWh	136,760	50,090	29,772	13,445	28,928	5,893	4,792	1,946
Total diesel consumption for electricity generation	MWh	243	143	71	18	1	5	0	0
Carpool consumption total (converted to kWh)	MWh	23,512	5,664	5,151	1,286	5,307	2,295	1,882	733
Share of hybrid/e-cars in carpool	%	6.9%	17.4%	1.4%	2.9%	9.6%	2.0%	2.8%	2.5%
Share of green electricity	%	65.5%	93.9%	78.1%	0%	16.0%	88.2%	85.3%	71.0%
Average electricity consumption per m ²	kWh/m ²	90.3	83.8	97.0	87.3	63.0	109.6	192.6	95.6
Average heating energy usage per m ²	kWh/m ²	83.7	75.0	101.4	98.2	87.3	82.1	74.0	82.7
Total paper usage	t	1,114	431	132	60	201	76	73	61
Paper consumption per employee	kg/FTE	25.1	26.9	13.4	16.4	37.3	23.0	24.2	50.8
Share of recycled copy paper	%	74.8%	52.3%	98.1%	100%	98.7%	99.5%	99.8%	99.7%
Scope 1 and 2 emissions	tCO₂e	44,414	9,083	9,488	5,560	9,991	1,912	2,054	989
Scope 1 emissions	tCO ₂ e	21,530	6,082	2,199	3,040	6,881	1,071	1,399	273
Scope 2 emissions	tCO ₂ e	22,884	3,001	7,289	2,520	3,110	841	655	716
Scope 1 and 2 per employee	tCO ₂ e/FTE	1.00	0.57	0.96	1.51	1.86	0.58	0.68	0.83

2020	Measure	Erste Group	AT	CZ	SK	RO	HU	HR	RS
Full-time equivalents (FTE)	Number	45,435	16,635	9,933	3,821	5,803	3,286	3,067	1,199
Net floor area	m²	1,654,020	663,089	301,533	143,199	356,830	61,617	67,709	23,093
Total energy consumption	MWh	339,588	121,495	69,317	26,478	72,270	16,945	18,628	4,867
Electricity total consumption (with ATM and own electricity production)	MWh	165,356	65,953	32,145	12,328	25,457	8,232	12,353	2,283
Heating, warm water and district cooling total consumption	MWh	137,449	47,015	31,875	12,502	31,244	6,433	4,598	1,895
Total diesel consumption for electricity generation	MWh	254	177	47	20	5	3	0	0
Carpool consumption total (converted to kWh)	MWh	36,528	8,350	5,251	1,628	15,564	2,277	1,677	690
Share of hybrid/e-cars in carpool	%	3.2%	9.1%	0.4%	1.1%	3.8%	1.0%	0%	0%
Share of green electricity	%	60.0%	89.9%	75.2%	0%	0%	29.2%	84.9%	93.0%
Average electricity consumption per m ²	kWh/m ²	100.0	99.5	106.6	86.1	71.3	133.6	182.4	98.9
Average heating energy usage per m ²	kWh/m ²	83.1	70.9	105.7	87.3	87.6	104.4	67.9	82.1
Total paper - usage	t	1,295	502	158	72	311	84	76	22
Paper consumption per employee	kg/FTE	28.5	30.2	15.9	18.8	53.6	25.5	24.7	18.4
Share of recycled copy paper	%	68.9%	33.6%	97.9%	98.9%	99.1%	99.7%	100%	99.5%
Scope 1 and 2 emissions	tCO₂e	57,492	9,968	10,976	6,144	18,693	4,659	1,800	648
Scope 1 emissions	tCO ₂ e	24,929	6,785	2,160	2,931	9,636	1,603	1,221	212
Scope 2 emissions	tCO ₂ e	32,562	3,183	8,816	3,214	9,057	3,056	579	436
Scope 1 and 2 per employee	tCO ₂ e/FTE	1.27	0.60	1.10	1.61	3.22	1.42	0.59	0.54

FTE: full-time equivalent, defined as an employee times his/her employment factor.

The CO₂ equivalents (CO₂e) are the sum of all greenhouse gas emissions, i.e. carbon dioxide, methane and nitrogen oxide.

Green electricity is defined as electricity from low-carbon sources.

Sustainable Finance

In 2021, under the framework of the European Green Deal, the European Commission announced a renewed sustainable finance strategy. It builds on previous initiatives such as the 2018 action plan on financing sustainable growth and the reports of the Technical Expert Group on sustainable finance. The new strategy proposes action in several areas. First, it will consider extending the EU Taxonomy framework and sustainable finance standards and labels to recognise transition efforts. It stresses the importance of financial inclusion and supports SMEs, individuals, and the real economy on the path to sustainability. This should be achieved by providing the right tools and incentives to access transition finance, and by exploring the opportunities of digital technologies to offer sustainable finance possibilities. It also highlights the necessity for the financial system to become more resilient to the risks posed by climate change and environmental degradation – and the steps needed to achieve this. Finally, the strategy presents the European Commission's approach, including work on global convergence on standard setting, such as taxonomy and disclosures.

Erste Group has a strong track record of promoting prosperity through its inclusive banking concept. As early as in 2001, Erste Group became a pioneer of the region and started to offer ethically and environmentally responsible investment products. These days the bank's work in sustainable finance is much broader, covering debt capital market instruments, corporate advisory and structuring services, and Erste Group serves its institutional, corporate as well as retail customers with best of class sustainable investment opportunities.

Erste Group's sustainable finance efforts are guided by its Group Sustainable Finance Framework outlining the asset eligibility and selection rules, governance framework as well as the asset allocation and reporting obligations over the issued green/social/sustainability bonds.

EU Taxonomy related disclosures

The EU Taxonomy Regulation is a classification system to determine whether an economic activity qualifies as environmentally sustainable. The Taxonomy expects that economic activities contribute to one or more of the six environmental objectives (climate change mitigation, climate change adaptation, sustainable use of water and marine resources, transition to a circular economy, pollution prevention and control, and protection and restoration of biodiversity and ecosystems) and do not harm any of the other environmental objectives. The Taxonomy also requires that sustainable activities respect minimum social safeguards.

According to Art. 8 Taxonomy (EU) 2020/852 in connection with Delegated Act (EU) 2021/2178, Art. 10 section 3, financial market participants are required to disclose information on the first two environmental objectives for the reporting year 2021: the share of their exposures to non-taxonomy eligible and taxonomy-eligible economic activities of their total assets, information on the portion of exposures not covered by the Non-Financial Reporting-Directive (NFRD) and the share of the trading portfolio and on-demand interbank loans.

Taxonomy-eligible economic activities are defined in the Delegated Acts of the Taxonomy.

To comply with these new regulatory requirements, Erste Group initiated a portfolio screening. The following table presents quan-

titative results in terms of the bank’s taxonomy-related disclosure requirements (items 1-6 of the subsequent table) as well as an estimated Green Asset Ratio (item 7).

The Green Asset Ratio (GAR) is the share of assets that are aligned with the Taxonomy. It is based on the exposures and

balance sheet according to the scope of prudential consolidation in accordance with Regulation (EU) No 575/2013. The following exposures are excluded: exposures to central governments, central banks and supranational issuers and the proportion of derivatives. The source of the data was Erste Group’s consolidated financial statements.

Taxonomy related disclosures		
1	Central governments, central banks, supranational issuers and derivatives / Total assets	32.3%
2	SMEs and NFCs not subject to NFRD disclosure obligations / Total assets	12.9%
3	Trading portfolio / Total assets	2.2%
4	On-demand interbank loans / Total assets	0.3%
5	Taxonomy-eligible activities / Total GAR assets	51.2%
6	Non-eligible Taxonomy activities / Total GAR assets	26.7%
7	Estimated green assets / Total GAR assets	6.0%

For items 1-4, the denominator, total assets, is defined as on-balance sheet exposures covering the following accounting categories of financial assets, including loans and advances, debt securities, equity holdings and repossessed collaterals: (a) financial assets at amortised cost, (b) financial assets at fair value through other comprehensive income, (c) investments in subsidiaries, (d) joint ventures and associates, (e) financial assets designated at fair value through profit or loss and non-trading financial assets mandatorily at fair value through profit or loss, (f) real estate collaterals obtained by credit institutions by taking possession in exchange for the cancellation of debts.

For items 5-7, the denominator, total Green Asset Ratio assets, has the same scope as the total assets for items 1-4 excluding exposures to sovereigns, central banks, and trading book. The nominators have an even more narrow scope including only financial corporations, non-financial corporates subject to NFRD disclosure obligations, households, and local governments.

Due to data availability limitations the following assumptions had to be made: non-financial corporates with NFRD disclosure obligations were assumed to be large corporate customers of Erste Group. SME customers were assumed not to have NFRD reporting obligations.

The identification of taxonomy-eligible activities (5) and non-eligible activities (6) is based either on NACE codes (the statistical classification of companies according to their economic activities in the European Community) or, for retail clients who do not have NACE codes, on the transaction level (known use of proceeds). Taxonomy-eligible NACE codes are defined in accordance with the EU Taxonomy Compass published by the European Commission. Residential real estate or housing renovation loans and e-car loans were explicitly defined as taxonomy-eligible products in the case of retail clients, but eligible exposures can be identified only in the case of housing loans.

Item 7 represents an estimate of the Green Asset Ratio aligned with the EU-wide pilot exercise on climate risk by the European Banking Authority (EBA) in May 2021. The housing loan portfolio

for retail clients was assumed to be subject to the same Taxonomy alignment as the real estate sector as in the reference exercise of EBA. Only specialised lending exposures, housing loan exposures, and exposure to large corporates were taken into account in our estimate.

Taxonomy-aligned economic activity means an economic activity that is described in the Delegated Acts of the Taxonomy and thus meets all of the technical screening criteria laid down in those Delegated Acts.

The number of taxonomy-eligible and taxonomy-aligned activities is expected to increase in the future due to the ongoing green transition of existing and new customers and improving disclosure standards. In addition, the scope of the Taxonomy will be extended by the remaining four environmental objectives.

In 2021, Erste Group Bank AG made investments in green and social bonds on its own trading account to an extent of 20% of the total bond. As market standards for green and social bonds had no direct linkage to the Taxonomy in 2021, no alignment check was possible.

For the time being, there is no common market standard on how to interpret the Taxonomy.

Corporate sustainable financing

Erste Group believes that sustainable finance benefits from public and entrepreneurial awareness, commitment and specific knowledge. Erste Group set up a dedicated team – Sustainable Finance Corporates – for corporate clients across its core markets. Typically, the process starts with an industry- and client-specific assessment of ESG issues and leads to the identification of sustainable finance instruments that match the clients’ sustainability and funding strategy.

In 2021, Erste Group granted and participated in EUR 1 billion of sustainable loans that had an environmentally or socially beneficial impact.

Erste Group sees major opportunities in the CEE region arising from the energy sector transformation towards low-carbon grids. In general, life-cycle costs of renewable energy have become comparable with market levels, making them increasingly affordable. In some countries the transition will also require modernisation of the transmission infrastructure and further legislative changes though. In 2021, Erste Group participated in or arranged transactions predominantly in Austria, Hungary and Romania with wind and solar renewable energy technologies being the prime focus. Across Erste Group's markets in CEE, a shift towards market proximity in terms of renewable energy projects with commercial power purchase agreements and contract for difference schemes was a most notable development in 2021 that will continue in the years to come.

Erste Group's long-term funding approach and its Sustainable Finance Framework

The idea of embedding sustainable characteristics into capital market instruments has experienced an enormous push over the last years. What started with the Action Plan on Sustainable Finance by the European Commission in March 2018 has emerged as one of the most important topics in European capital markets. Guidelines and rules targeting a carbon-free economy are increasing in numbers and becoming stricter and stricter.

Erste Group finalised and published its own Sustainable Finance Framework in April 2021. This framework enables Erste Group entities to issue sustainable finance instruments to finance new and/or refinance existing loans to their clients and projects with environmental and/or social benefits. Erste Group's sustainable finance framework is in line with the International Capital Market Association (ICMA) Green Bond Principles 2018, the ICMA Social Bond Principles 2020 and the ICMA Sustainability Bond Guidelines 2018. The Sustainable Finance Framework was reviewed by ISS ESG who issued a second party opinion.

In May 2021, Erste Group Bank AG successfully issued its inaugural sustainability senior preferred bond in benchmark size (EUR 500 million). In addition, a EUR 10 million sustainability bond was issued using the blockchain-based issuing platform Dealfabrix of Erste Group. Local banks followed with more inaugural transactions: Slovenská sporiteľňa placed a EUR 100 million green senior preferred bond in June 2021. In September 2021, Česká spořitelna issued a EUR 500 million green senior non-preferred bond and in October 2021, Banca Comercială Română issued its green senior preferred bond of RON 500 million. In December 2021, the mortgage bank of Erste Bank Hungary issued a green covered bond of HUF 10 billion (approx. EUR 28 million).

Debt capital markets business

On the Financial Institutions and Sovereign/ Supra/ Agency Debt Capital Markets side, social bonds caught up with green bonds in 2021, and issuance volumes of both increased compared to the prior year. In 2021, Erste Group acted as bookrunner in a large number of such bonds. For financial institutions, these issues

range from covered bonds to capital instruments and there is further potential in CEE. Erste Group arranged a total volume of EUR 4.5 billion and USD 500 million of green/social/sustainable bond transactions in 2021.

The sustainable corporate debt market is no longer dominated by green bonds of utility companies but is already well-diversified and offers a broader variety of instruments from issuers across various industries. Transactions include green bonds in the real estate segment, ESG rating-linked *Schuldscheindarlehen* for the packaging industry and a combination of KPI-linked and green structure in the utility segment. Erste Group was again very active in the sustainable finance market and arranged transactions at a combined volume of more than EUR 2 billion for corporate issues in 2021.

Erste Group Sustainable Retail Investment Framework

In March 2021, Erste Group implemented a sustainability framework for retail products. The sustainability rules of this framework apply to all structured investment products issued by Erste Group Bank AG for the MiFID target market retail. Furthermore, all structured products issued by third-parties that are actively sold to retail clients by Erste Group should comply with the sustainability rules. The sustainability of structured investment products must be analysed from two sides: first from the perspective of the issuer and second from the perspective of the underlying security or reference index. A structured product must fulfil the relevant ESG criteria on both levels to be classified as a sustainable product.

Erste Group seeks to go beyond products that merely follow ethical minimum product standards by offering dedicated sustainable structured products. Sustainable ESG products follow a pre-defined ESG-rating methodology and respect ESG exclusion criteria (e.g. nuclear power, child labour) to avoid social, environmental and financial risks.

ASSET MANAGEMENT

Erste Asset Management (Erste AM) is the asset manager of Erste Group. Erste AM has been a PRI signatory (Principles of Responsible Investment) since 2009 and all Erste AM entities are committed to the principles of responsible investment. For years, Erste AM has been offering investors an extensive range of sustainable funds enabling them to consider ecological, social and ethical aspects in their investment decisions. Actively managed mutual funds and asset management portfolios are not allowed to invest in companies involved in banned weapons such as land mines, nuclear weapons or cluster bombs and are likewise banned from investing in companies earning more than 5% of total revenues from coal mining, coal trading, production of coal-based fuels or coal-fired power generation. Furthermore, mutual funds are not allowed to engage in food speculation. The applicable guidelines including further restrictions are available on the website of Erste AM under sustainability (<http://www.erste-am.at>).

The Ethics Advisory Board, a body of five external experts, supplements the expertise of the experts at Erste AM in the field of ethical assessment. Erste AM is an active member of the following institutions: Eurosif, FNG (forum for sustainable investments) and CRIC (association for the promotion of ethics and sustainability in investments).

Erste AM is a leading provider of sustainable investment funds in Austria and the CEE region. At year-end 2021, Erste AM managed assets worth approximately EUR 76.8 billion. The assets of sustainably managed investment funds, categorised as ESG Impact, ESG Responsible and ESG Integration, including sustainable real estate assets, amounted to EUR 15.5 billion, held in a total of 83 investment funds that are divided into mutual funds and special funds or individual mandates.

Erste AM believes that a sustainable investment process creates the most added value when it combines all available tools and methods. Against this backdrop and to meet strict customer requirements, Erste AM has developed the integrated sustainable approach for its sustainable funds. This approach combines exclusion criteria, positive screening, a best-in-class approach based on the ESG analysis, engagement and voting as well as the design of the investment decisions in line with the desired impact and the assessment of the sustainable yield thus achieved. Furthermore, Erste AM offers tailor-made solutions to its institutional clients.

The managed sustainable retail funds include eight bond funds among them a globally oriented, sustainable emerging market corporate bond fund, a global high-yield fund, a sustainable real estate fund, four regional equity funds, a global equity fund following a dividend strategy, a real estate fund, a microfinance fund of funds, a theme fund in the areas of environment and climate protection (in cooperation with WWF Austria since 2006), an asset allocation fund of funds called Erste Green Invest (in which the investment decisions focus on measurable positive effects on the environment and society) as well as Erste Fair Invest, which was launched in July 2021 and focuses on companies whose actions have a positive impact in the areas of health & well-being, work and society. In 2021, fifteen sustainable funds were awarded the FNG 2022 label with 3 stars. The FNG label is the quality standard for sustainable investments in German-speaking countries and was first awarded by Forum Nachhaltige Geldanlagen (FNG) in 2015. Moreover, fourteen of the sustainable funds were awarded the Austrian Ecolabel for sustainable financial products, most of them for many years in a row.

Cooperation with other international asset managers (organised by PRI and Sustainalytics) continued in 2021. As a founding member of the Climate Action 100+ investor initiative, Erste AM has supported the five-year active dialogue with the world's 100 largest emitters of greenhouse gases from sectors such as oil and gas, electricity, transport and the chemical industry since November 2017. The aim is to make these companies reduce emissions, improve climate-related reporting and to promote measures to combat

climate change. In addition to its discussions with companies on controversial topics in the field of sustainability and environmental protection, Erste AM also represented the interests of its customers and fund shareholders at numerous annual general meetings.

The regularly published online blog of the Responsible Investment team of Erste AM (<https://blog.de.erste-am.com/dossier-overview/>) remained popular in 2021. In addition, brief sustainability profiles (fact sheets) on the investment universe and the sustainability funds are published regularly. Customers are provided with additional details on the selection criteria and their influence on sustainability-relevant key data (such as the funds' CO₂ footprints). In 2015, Erste AM was the first Austrian capital investment company to sign the Montreal Carbon Pledge. Erste AM thus undertakes to measure the CO₂ emissions of its investments and to publish the CO₂ footprint annually. In early 2020, cooperating with the University of Natural Resources and Life Sciences (Universität für Bodenkultur; BOKU) in Vienna and applying international standards, Erste AM was among the first entities in the financial sector to conduct a comprehensive calculation of greenhouse gases emitted by its operations. Calculations were performed for its offices in Austria for 2018 and 2019 and certified by staff of the BOKU CO₂ compensation system. For 2020, the calculations and certifications of greenhouse gases performed by the Environment Agency Austria (Umweltbundesamt) also considered all of Erste AMs subsidiaries in CEE. In 2021, the water footprint for ERSTE RESPONSIBLE bond funds was calculated for the first time, that of ERSTE RESPONSIBLE equity funds for the fourth time. This information is available on the website of Erste AM under sustainability (<http://www.erste-am.com>).

Green Consumption Pledge

In June 2021, Erste Group was the first financial institution to join the European Commission's Green Consumption Pledge to accelerate its contribution to a sustainable economic recovery. The Green Consumption Pledge is the first initiative under the New Consumer Agenda and part of the European Climate Pact. Erste Group commits to ensure the availability of sustainable investment products and to promote sustainable investments to facilitate the participation of consumers in the green transition. Joining the pledge emphasises the bank's ambitions to continue its efforts towards a more sustainable society and economy. Erste's commitments are implemented through Erste Asset Management (Erste AM) – the banking group's fund and portfolio management subsidiary.

In 2021, Erste AM increased the number of ERSTE-labelled funds awarded with the Austrian Ecolabel UZ49 to 14. Based on the pledge, Erste AM plans to increase the number of ERSTE-labelled funds awarded with the Austrian Ecolabel UZ49 to at least 17 by 2023.

Erste AM will increase the share of its budget dedicated to marketing ESG topics and products to at least 25% by the end of 2023. Goal achievement will be measured based on Erste AM's

profit and loss statement for the year 2023 and will be published in the non-financial chapter of Erste Group's annual report.

The ESGenius Newsletter provides a theme-based in-depth analysis of the latest ESG developments. Having started in April 2021, Erste AM published 32 ESG articles on the financial blog and provided clients with information on the latest ESG developments and trends.

Erste AM offered webinars for retail sales advisors of Bank Oesterreich and the savings banks reaching more than 1,000 participants in 2021. With quarterly webinars and its annual outlook scenario analysis that included more and more ESG topics, Erste AM attracts an increasing number of institutional investors as well as distribution partners. Due to Covid-19 measures a planned full-day ESG conference was postponed.

Erste AM developed its SDG methodology to measure SDG contributions on a corporate level and plans to provide SDG-related reports for all ERSTE-labelled mutual funds in 2022.

Erste AM executed its voting rights according to its voting policy and constantly updates its voting decisions on its website.

Erste Group Research – dual approach to ESG analysis

Erste Group's Research holistic approach, combining economic and ESG objectives, is becoming increasingly important for investors. The dual approach comprises a quantitative and a descriptive analysis. In the quantitative analysis step, 41 ESG criteria per company are examined, weighted and benchmarked against the Erste Global 1000 Index (consisting of around 1,000 companies in 20 sectors and 40 countries). The resulting ESG profile of a company shows whether it is in a better, worse or average position in the categories E, S and G in relative comparison to the respective global sector.

In the descriptive analysis step, around 30 areas are prioritised and examined according to a sector-specific relevance matrix. The results of the ESG analysis are incorporated into the bank's publications and can be found on Erste Research Website.

SOCIAL BANKING

Offering basic banking services to the unbanked part of the population was one of the main reasons for the foundation of Erste österreichische Spar-Casse in 1819. Since then, the founding principle – to make financial products and services accessible to all people and to disseminate prosperity – has not changed. For a variety of reasons more than 14 million people in Erste Group's core markets (Austria, Czech Republic, Slovakia, Romania, Hungary, Croatia and Serbia) are still at risk of poverty or social exclusion and even today, some segments of the population do not have access to basic financial services.

Erste Group's social banking initiatives focus on financially excluded or vulnerable private individuals (people at risk of poverty or social exclusion), start-up and micro entrepreneurs and social organisations (non-profit sector, non-governmental organisations and social enterprises) by offering them fair access to financial products, sound financial advice and business training and mentoring. The endeavours intend to achieve three main impact targets – job creation and preservation, financial stability and scaling of social impact. Social banking was rolled out across Erste Group's local banks and was implemented in partnership with ERSTE Foundation and local social sector organisations. Since the launch, 38,000 clients have been supported, loans of EUR 417 million have been granted and, additionally, educational support has been provided to 34,000 clients.

A specific social banking risk policy sets out the key requirements for managing credit risk of social banking in Erste Group. This policy applies to social banking activities to private individuals, micro and starting entrepreneurs, social organisations and special social projects. The policy provides a framework that is adapted according to local needs and local legal regulations. The responsibility for each transaction lies with the associated local bank of Erste Group.

Financial inclusion empowers people to better cope with unexpected financial shocks. Since its foundation in 2006, Zweite Sparkasse has helped a total of 21,400 people in financial difficulties in Austria and currently serves about 8,300 customers. In Slovakia, Slovenská sporiteľňa's social banking continued its debt advisory programme supporting approximately 900 low-income clients in taking control of their debts and improving their household financial management skills.

One of the most difficult tasks for starting entrepreneurs is raising financing to start their business. Small entrepreneurs provide not only income for themselves and their families, but they often expand their businesses in their communities and consequently create new jobs. Erste Group offers access to start-up micro loans, business training, e-learning tools, mentoring sessions and networking to these customers. In Austria, the Mikrokredit initiative of Erste Bank Oesterreich and the Austrian Federal Ministry of Social Affairs, Health, Care and Consumer Protection targeting unemployed people starting their own business was extended by adding mentoring support. Overall, Erste Group financed 269 new entrepreneurs with a total volume of EUR 5.5 million in 2021.

Very often, even a small working capital loan can be sufficient to scale micro business and successfully fight poverty. BCR social finance (formerly good.bee Credit) is a Romanian non-banking financing institution established in 2009 with a clear social inclusion mission and reinvesting all earned profits back into the company. It provides tailored financial and non-financial products for micro-businesses, small agricultural producers and individual enterprises, in both rural and urban areas of Romania. In 2021,

BCR social finance approved more than 1,500 loans and disbursed EUR 18 million to Romanian micro-businesses.

Non-profit organisations and social enterprises often deal with some of the most challenging issues in society such as youth unemployment, social integration and poverty reduction. The Covid-19-pandemic has triggered funding constraints for many of these organisations. Erste Group Social Banking with the support of ERSTE Foundation continued to provide emergency working capital loans with a zero interest rate in 2021 to non-profit organisations in CEE markets aiming to support the social sector to cover immediate needs and current expenditure. Erste Group's social banking experts and mentors offer innovative advice and dynamic perspectives to support social enterprises and starting entrepreneurs. For these clients, Erste Group offers a bundle of working capital loans, bridge loans and investment loans. Erste Group Social Banking benefits from the social entrepreneurship guarantee umbrella under the EU Programme for Employment and Social Innovation (EaSI). In 2021, Erste Group financed 140 social organisations, NGOs and social entrepreneurs with a total volume of EUR 15 million.

In 2020, Erste Social Finance Holding and ERSTE Foundation teamed up with atempo, an experienced social enterprise in the field of social inclusion, to contribute to solving issues of unemployment of low-skilled women and social exclusion of people with disabilities in a social impact bond scheme initiated by the Austrian Federal Ministry of Social Affairs, Health, Care and Consumer Protection. The goal of this project is to support independence and the quality of life for people with disabilities, and at the same time to empower unemployed women with professional, targeted education and mentoring to enable their re-entry into employment. Pre-financing of the private investor is guaranteed by the ministry. The initiative is planned to run from May 2020 until March 2024 in Vienna, Styria, and Lower and Upper Austria.

In 2021, Erste Social Finance Holding launched quasi-equity, an innovative social finance instrument. This new funding opportunity helps social organisations grow and scale up their impact by strengthening their equity. Provided in the form of a so-called "qualified subordinated loan", equity is made available to social enterprises, non-profit and non-governmental organisations in Austria, the Czech Republic, Slovakia, Serbia and Croatia. The European Union grant will provide social organisations with free non-financial support, such as individual consulting, mentoring, capacity building or technical assistance. These services will be provided by the social innovation incubator Impact Hub Vienna and its partner organisations.

For more information and details about Erste Group's social banking or to read some client stories, please visit: <https://www.erstegroup.com/en/about-us/social-banking>.

Our customers

FOCUS ON CUSTOMER RELATIONS

Erste Group puts customers and their needs at the centre of its business activities. In conformity with its founding principle, Erste Group aims to offer its customers advice, products and services that help them to achieve and maintain prosperity. Only a bank that understands the motives of its customers' financial needs can offer the right solutions at the right time. Special attention is devoted to approaching customers proactively, handling customers' requests quickly and with professional care and offering exactly those solutions that meet customers' needs at an appropriate level of risk. This is a key factor in building and maintaining long-term customer relations. Erste Group ensures high-quality advisory services by continuously training its employees, focusing on the relationship with the customer.

Prosperity advice – the Erste Group's approach

Erste Group's retail business reflects its customer-centred approach that promotes financial literacy and aims to support its customers to make the right decisions for building and maintaining prosperity. Only a bank that understands its customers' needs and motives is able to develop appropriate solutions for them. Customer behaviour is changing, with online and mobile channels increasing in importance. This development has been further accelerated by the Covid-19 induced crisis and customers' digital activity is increasing steadily. Erste Group therefore offers advice not only face-to-face, but also via chat, audio and video communication and is continuously expanding these services. For example, state-of-the-art remote advisory capabilities were built up in Austria, the Czech Republic, Slovakia and Hungary in 2021, enabling customers to be advised from their home.

The advisory concept is supported by a sales incentive scheme that emphasises quality criteria such as the quality of customer relationships and the active use of digital channels rather than product-driven targets.

PRODUCTS AND PROCESSES

Product development is likewise driven by customers' needs and the ways customers carry out their banking activities. Increasingly, products that are environmentally or socially beneficial are required and developed. Products and services are designed for flexibility, life-cycle changes, simplicity, security, transparency and ease of use. Erste Group focuses on simplifying its current product portfolios and develops new products and services to meet customers' needs in the best possible manner.

OMNI-CHANNEL APPROACH

Erste Group allows its customers to choose between new and traditional sales and communication channels.

It is basic financial needs in particular such as money transfers and products of low complexity that customers increasingly wish to handle through digital channels. Erste Group therefore invests in building sales and servicing capabilities to offer end-to-end digital banking. At the same time, for more complex needs, most customers prefer a seamless switch between different channels, with personal contact and advisory services in branches remaining essential touchpoints.

BRANCHES

Direct contact with customers through branches remains a substantial asset, especially for more complex customer needs. Confidence and trust in highly qualified advisors form the basis for successful business relations. Branch interiors and infrastructure also have to meet the changed expectations of customers and must enable them to handle their banking business in the branches quickly and easily.

While branch traffic dropped significantly at the beginning of the Covid-19 induced crisis, the level of branch traffic recovered through the entire region to almost pre-crisis levels. Erste Group therefore updated its group-wide branch concept by adding new technologies (e.g. augmented walls) and allowing more space for personal advice. The roll-out of the group-wide branch concept continued and in total, more than 270 branches operate under the new concept in Erste Group's core markets in Austria, the Czech Republic, Slovakia, Romania, Hungary, Croatia and Serbia.

In addition to providing advice via branches, Erste Group also built up capabilities to provide remote advice. With this, customers can choose whether they want to visit a branch or reach out to an advisor from their home via video.

DIGITAL BANKING

Not only internet-savvy but also traditional customers expect an ever-widening range of digital banking services. Digital banking is more than being able to transfer cash by computer or a mobile device. It also includes competent advice and simpler handling of all banking transactions as well as tools providing a quick overview of all transactions done.

Under the George digital banking brand, Erste Group offers a unique digital experience, spanning multiple markets and comprising a wide range of services. George enables customers to access an ecosystem of products and services of the bank and third parties (e.g. Erste Group's strategic partner Vienna Insurance Group) in a secure IT environment and use the platform for managing their finances. Following the successful roll-out in Austria, Slovakia, the Czech Republic, Romania and Croatia, George was successfully launched in Hungary in 2021. The implementation in Serbia will follow next. Overall, George already serves more than 7.5 million users and the digital activity of clients as well as digital sales increase steadily.

CONTACT CENTER

Customers expect easy service interactions when they need assistance with digital banking. Their first point of contact is Erste Group's contact center, which is available around the clock. Qualified employees not only answer questions regarding products and services and assist users of self-service terminals, but also help customers navigate the digital product acquisition processes. In addition, they handle customer complaints or respond to emergencies such as requests to block credit cards and debit cards.

The contact center has become an integral touchpoint facilitating a seamless omni-channel journey. It not only takes an increasingly active part in advisory and sales processes, but, where regulations permit, also supports end-to-end digital banking services such as unsecured loans, insurance, credit cards and online banking. Customers may also contact Erste Group's contact center by email or via chats, with voice recognition systems and chat-bots completing the services on offer.

ACCESSIBILITY

Erste Group defines accessibility as designing real-world and digital environments as well as information and product offerings in such a way that they can also be used by people with disabilities without any additional support. Programmes to this effect are being implemented in all countries.

In addition to barrier-free access for the blind and visually impaired (e.g. cash dispensers equipped to provide audio instructions), Erste Group also offers a variety of functions on its digital platform, the George Go app: zoom, contrast adjustment, very large fonts and speech output. The barrier-free functions were developed in cooperation with blind persons and persons with a variety of visual impairments. In a group-wide endeavour to sustain and further provide the accessibility of products and services with regards to the Web Content Accessibility Guidelines (WACG), Erste Group audited main digital touchpoints of their client base to provide broad web accessibility in the years to come. 2021 was challenging year due to the restrictions imposed in response to the Covid-19 induced crisis. As part of the essential infrastructure, Erste Group branches remained open during the lockdown periods. In consultation with the bank's crisis management team, measures were taken to protect people while maintaining the possibility of face-to-face contact – including the free-of-charge provision of face masks, hand sanitiser dispensers and plexiglas screens in areas with busy customer traffic.

The capacities of the contact center were substantially expanded. The comprehensive banking offering via George also ensured that customers of Erste Group could conduct their banking transactions through various channels during the Covid-19 induced crisis and lockdowns. In general, measures were taken to ensure a safe working environment. Wherever possible and practicable, employees were asked to work from home.

DATA SECURITY

The security of customer data is a key prerequisite for long-term success in the banking industry. This requires adequate protection of personal data as it is the personal details that are a significant factor in providing financial advice. Maintaining and improving data security is therefore of vital importance to Erste Group. Erste Group applies the highest standards in its IT infrastructure, provides ongoing training to its employees and has common guidelines in place across the Group to offer maximum protection against the misuse of personal data. Trust is also earned through transparency: Erste Group puts great emphasis on providing customers with clear and understandable information regarding the processing of their personal data.

By sharing and specifying best practices in an ongoing process covering all markets, the Group Data Protection Office ensures a consistently high level of data protection across Erste Group. In 2020 and 2021 a reporting framework including reporting lines and dedicated report content was established across the Group and monitoring activities (auditing) as stipulated by Article 39 General Data Protection Regulation were conducted. It is the aim to not only maintain the high level of security achieved, but to also implement additional technical and organisational measures in response to mounting challenges to preserve customers' trust as the process of digitalisation continues.

In the event that a loss, change or unauthorised disclosure or access to personal data occurs despite these precautions and if such a breach of data security places the rights and freedoms of the natural persons affected at risk, a notification must be submitted to the competent data protection authority. In 2021, 29 such notifications were sent to the authorities (thereof none for the Holding). If a breach involves high risk, the persons affected have to be notified as well. In 2021, 27 such notifications were issued (thereof none for the Holding).

CUSTOMER SATISFACTION

High customer satisfaction and thus customer loyalty ensure the long-term success of a bank. The quality of customer relations depends ultimately on the customers' experiences in their day-to-day dealings with the bank. These can be direct and indirect, significant and less significant experiences. In addition, not only conscious, also the unconscious experiences influence the customer relationship.

To maintain its market-leading position, Erste Group is committed to fully aligning employees, partners, processes, policies and technologies around its customers' needs. The bank approaches this challenge in a holistic way and uses a system of interdependent, self-reinforcing elements defined in the Group's Customer Experience "CX" Framework, ranging from customer experience strategies to process design and corporate governance elements.

As they had done in recent years, Erste Group's banking subsidiaries again launched various initiatives against the backdrop of their local environments to provide the best customer experiences possible in a consistent manner. Erste Group's customer loyalty is determined by means of representative and extensive surveys among private and business customers in all countries.

In the private customer segment, a representative survey called the Banking Market Monitor, is carried out on a quarterly basis. 600 telephone interviews are conducted across Erste Group's markets annually. In the corporate customer segment, an extensive survey with at least 1,500 companies per country is carried out once a year.

These analyses are conducted by an external market research institute on behalf of Erste Group and provide data for a performance comparison both within Erste Group and with the top three competitors in the respective market.

The success of these activities is measured by the CXI (Customer Experience Index). The CXI is determined by the Group Customer Experience department, which is part of the Group Brand Management & Communication division, reporting to the Chief Executive Officer.

The CXI is an index value that is derived from the evaluation of satisfaction, recommendation, readiness to switch to another bank (resistance to bank change), customer effort score and the repurchase rate of the main customers of the individual banks. This value is put in relation to the three best competitors in each country and in each segment and is used to determine the strengths and weaknesses of the local banks compared to the market leaders.

This index is of great relevance for the bank as it is also included in the bonus assessment of the members of the management board of Erste Group, individual local banks and all other employees.

Despite the impacts of the second year of the coronavirus induced crisis, Erste Group maintained its excellent customer satisfaction values of the previous year (the highest since the start of the measurement in 2015). In the private customer segment, Erste Bank Oesterreich and Česká spořitelna showed positive development in relation to the top three banks in their respective countries. Česká spořitelna also improved in the SME segment. In the micro segment, both Banca Comercială Română and Erste Bank Serbia achieved significant improvements compared to the local top three competitors. All other subsidiary banks of Erste Group showed stable development.

Employees

Erste Group is convinced that the current and future success of the company can only be ensured by investing in people, developing them and enabling them to deliver in alignment with Erste Group's future vision. This can be achieved by focusing on the following three pillars of its human resources strategy:

- _ Culture: purpose-driven behaviour
- _ Competence: a highly skilled professional workforce
- _ Competitiveness: business-led priorities and outcomes

Human capital is the key element for successful organisational, corporate cultural and competence building. Modern organisations enable people to work in a more flexible, adaptive and customer-centric way. Attracting, retaining and engaging highly qualified employees is crucial to business success. Erste Group strives to be the employer of choice in the region, both in the financial and in the IT sectors, by offering various learning and development opportunities, diverse and international teams and challenging tasks in a flexible organisation. Furthermore, Erste Group is striving to build a dynamic workforce, which is open to external talents offering complementary skills and competencies, working seamlessly with employees to deliver best-possible solutions and outcomes for the bank's customers.

Developing future leaders and experts in a systematic way is what motivates high-potential employees. Talent management is driven by honest feedback, a fair and transparent assessment of individual potential and quality development activities in partnership with internationally renowned institutions. In the next few years, Erste Group expects that a significant part of today's competences will either become obsolete or will be replaced with different skillsets that are more relevant for an agile and digital workforce. Building future-fit competence and growing leaders according to Erste Group's values and leadership principles is thus an essential element of Erste Group's People & Culture agenda. Learning initiatives go well beyond banking knowledge and also cover the broad economic and social issues facing the region. Erste Group wants to create leaders and employees who distinguish themselves through character and behaviours.

Erste Group's cultural transformation aims to link performance management and rewards to qualitative aspects. This involves moving away from incentive schemes with predominantly sales-driven key performance indicators towards a remuneration philosophy that is more purpose-driven, collaborative and team-oriented, thus taking the prosperity and satisfaction of customers into account.

Erste Group contributes to the implementation of the UN Sustainable Development Goals and Agenda 2030. Its diversity strategy and activities support good health and well-being

(SDG 3), gender equality (SDG 5), decent work & economic growth (SDG 8) and reduced inequalities (SDG 10).

The Erste Future Vision describes how Erste Group will remain relevant and successful in the future, based on its strong purpose. This vision is summarised in five principles.

Creating a shared culture and core values is central to this vision. Crowdsourcing was the first step on this journey to engage Erste Group's people right from the start in shaping the future culture. This is a digital and dynamic approach for engaging and inviting everyone to share their opinions, review and rate what other colleagues have contributed, and express their views of the future.

To understand and evolve Erste Group's brand and culture, we need to discuss much more who we are today, what we like about ourselves and what we can improve. Only then can we talk about what to change and how to align this with the future vision.

We wanted to discover our true and honest culture by asking what good and critical behaviour we experience currently in our organisation. We also received a picture of the behaviour which our people perceive as important for our future success.

We have received 35,000 pieces positive, critical and future-oriented inputs – a wealth of data, insight and thoughts. The results helped us understand what occupies the minds of our people the most, what they cherish and what pain points need to be addressed. This employee feedback is an essential and valued input for our executive leadership team. Throughout the beginning of 2022, the executive leaders of the organisation will derive the core values, behaviour and leadership principles in line with the Erste Future Vision. Cross-functional and cross-border teams will further elaborate how these values and behaviour are activated and brought to life in their respective countries and markets.

Once the core values, behaviour and leadership principles are defined, communicated and well understood, the People & Culture work aims to integrate this framework into everything we do. The crowdsourcing experience itself is a visible manifestation of our desired future culture based on trust, transparency and collaboration. Continuous interaction and co-creation with our people will remain a core element of our culture.

ERSTE GROUP'S RESPONSE TO COVID-19

The Covid-19 Coordination Team continued the work to assess risks for the company related to the spreading of the coronavirus and to coordinate necessary measures in 2021. The aim was again to ensure a maximum of safety for both employees and customers as well as to protect the business interests of Erste Group while supporting governmental efforts.

During the first half of 2021, the share of employees of central buildings working from home was kept between 50 and 70%.

This rate was decreased in the third quarter to between 40 to 50 % and increased again towards year-end.

As banking is defined as a part of critical infrastructure, Erste Group's branches were kept open even during lockdown-periods in all of its core markets. In some branches, opening hours were reduced, and a two-team system was introduced for some months to ensure the safe and stable provision of services.

Due to the strict containment and safety measures no infection clusters were identified in branches or central buildings during 2021.

So far, Erste Group Bank AG has not made use of any government subsidies, such as tax deferrals, compensation of wage costs or short-time work in connection with Covid-19.

DIVERSITY AND EQUAL OPPORTUNITY

Erste Group defines diversity and inclusion as an integral part of its corporate strategy. Owing to its diversity principles, Erste Group benefits from highly motivated employees, innovative teams and higher customer satisfaction. Erste Group is convinced that diversity promotes operating excellence, as diverse teams achieve better results.

In 2021, Erste Group implemented a new group-wide Diversity and Inclusion Policy that defines measures to increase the share of women in management positions. This policy focuses on the following four areas:

- _ HR processes including recruitment, retention and promotion
- _ Reconciliation of private and professional lives
- _ Culture and communication
- _ A new set of targets and ways to effectively monitor them

Erste Group's objective is to reach a share of 37% women in top management positions (i.e. board and board-1) and 40% women in other management positions (i.e. B-2 and B-3) by the end of 2025. Specific targets were defined for each of the local banks, supplemented with an effective monitoring and reporting system. As of year-end 2021, the banking subsidiaries of Erste Group have a share of women in top management of 25.3% (2020: 26.6%), with Erste Bank Serbia as the best-performer with 42.9% (40.0%), followed by Erste Bank Croatia with 33.3% (33.3%) and Banca Comercială Română with 32.1% (41.9%).

In addition, Erste Group focused on the group-wide implementation of the following initiatives:

- _ Group-wide focus on creating a level-playing field for people with disabilities with the foundation of a new business resource group called ErsteABILITY
- _ Establishment of new communication formats to raise awareness of diversity and equal opportunity among executives, to

make existing offers more visible and to provide best practice examples

- _ Establishment of a strategic interim management system for persons on parental leave that addresses career disruptions with flexibility and a clear focus on development opportunities for both women and men.

As the sole Austrian company and one of only three companies in the CEE region, Erste Group was again listed in Bloomberg's Gender Equality Index (GEI) in 2021. This index measures disclosure and performance in promoting gender equality in five areas: female leadership and talent pipeline, equal pay and gender pay parity, inclusive culture, sexual harassment policies, and pro-women brand. Another prestigious international benchmark is Erste Group's participation in the EU Diversity Charter platform. All local banks (with the exception of Erste Bank Serbia because it is headquartered in a non-EU member state) are signatories to their national diversity charters in which members commit themselves to establish an inclusive working culture for their employees regardless of gender, ethnicity, religion, age, disability and sexual orientation. In 2021, Erste Group was for the second time a main partner of the United Nations initiative Orange the World. The purpose of the campaign is to raise awareness for violence against women and support women globally to lead a life free from all forms of violence.

ACCESSIBILITY & PEOPLE WITH DISABILITIES

Erste Group's work on accessibility has continued in 2021 and focused on web accessibility and on offering an inclusive workplace for people with disabilities. A taskforce has further worked on matters of diverse gender and inclusive language, both to be continually implemented in communication culture as well as systems. In cooperation with the local diversity managers, data-driven analyses on people with disabilities in Erste Group's workforce were conducted. Attracting people with disabilities to the workforce and sustainable retention will remain a focus part of diversity management of the Group in 2022. Internships especially for young talents with disabilities were introduced and ErsteABILITY, a business resource group for people with disabilities, friends and families, was launched.

ANTI-DISCRIMINATION

Erste Group strives to offer a work environment that is free of discrimination and that values the work of each and every person regardless of gender, age, disability, marital status, family obligations, sexual orientation, religion, political affiliation nationality, skin colour, social or ethnic background, and any other aspects unrelated to their employment. In 2015, a works agreement on Anti-Discrimination and Respectful Behaviour in the Workplace was established to protect against all forms of discrimination, bullying and harassment. In the latest revision of this works agreement it was expanded by active conflict management con-

cepts, in line with Erste Group's goal to deal with conflicts in the Code of Conduct.

An independent anti-discrimination officer provides advice in cases of harassment, discrimination or bullying and mediates in matters concerning harassment and discrimination. Advice for employees is confidential and is accompanied by a structured solution process if required.

The anti-discrimination officer also works with management on awareness and prevention. Experience obtained from such conflict situations are perceived as an opportunity to work on the continuous development of the corporate culture. This development focuses primarily on raising awareness and improving processes, behaviour and organisational matters for management and employees.

LEARNING, TALENT MANAGEMENT, LEADERSHIP AND COMPETENCE DEVELOPMENT

Erste Group strives to develop the professional and interpersonal skills of its employees to ensure that they are well prepared to act in a professional and socially responsible manner. Erste Group continuously develops and aligns group-wide training programmes for professionals and managers.

Erste Group employees benefited from the growing range of digital learning formats. By using the latest digital learning formats and continuously updated content, Erste Group is able to quickly integrate the changing structure of learning content into existing offerings. Learning in hybrid settings has taken hold and Erste Group thus offers its employees a wide range of learning opportunities in digital and face-to-face formats.

In the area of People & Culture, all learning & development topics were combined in 2021 to be able to offer all employees a broad range of learning opportunities both nationally and internationally. Accessibility was further expanded due to the massively expanded digital learning formats.

The offerings include expert and management training, tailored programmes for different target groups, human resources development courses and business unit-specific programmes.

Collaborations with renowned institutions such as IESE Business School, IMD Lausanne, WU Executive Academy in Vienna and Ashridge Executive Education underscore the high quality of the training offered.

Erste Group's professional training courses are continuously adapted to the respective business areas and new contents are defined according to demand. The courses offered cover the areas of Corporates & Markets, Finance including Controlling, Asset/Liability Management, Accounting and Data Excellence. The

Risk Management College offering reflects the changes in the regulatory framework and helps acquire knowledge in the various areas of risk management. In addition, Erste Group offers training on project management and business analysis, enterprise architecture and the broad integration of agile methodologies.

Erste Group's international leadership development initiatives are continuously developed in cooperation with the regional human resources development managers to meet Erste Group's strategic objectives.

EMPLOYER BRANDING & RECRUITING

Attracting young talent through comprehensive development opportunities remains an ongoing priority across Erste Group. The goal of the annual Group Graduate Programme for university graduates is to attract top international graduates and provide them with fundamental banking and risk management skills. In the current graduate programme, 50% of the participants are women. The current Group Graduate Programme started in January 2022.

In 2021, each of Erste Group's employees completed on average 24.5 professional development training hours (women 24.3 hours and men 24.7 hours). Employees in management positions had on average of 28.5 training hours.

For 2022, Erste Group plans to further expand its forward-looking learning offering and to focus even more on leveraging synergies across the group. In line with the promise to invest in the further training of its employees, further investments and revisions of existing concepts and programmes are also planned for 2022 – aimed at meeting the demand for professional, future-oriented and high-quality employee training.

In 2021, Erste Group won several Best Employer awards reflecting its enormously strong position on the employer market. The Top Employers Institute ranked Erste Group among the top 1% of 40,000 Austrian companies; achieving the top position in banking and second in the overall ranking. The Market Institute ranked Erste Group among the top 10 employers in Vienna. Erste Bank was deemed a "real and fair trainee programme" by the TraineeNet association for the fifth consecutive time. The Universum platform (focusing on employer attractiveness for students) ranks Erste Bank among the top 15 for business students. In addition, Erste Group won two more prestigious awards: At the Financial Times Adviser Awards, Erste Group won the first place in the category *Diversity Marketing and Recruiting Campaign of the Year* and the *Diversity in Finance* award. In addition, Erste Group succeeded in the category *Best Employer Brand on LinkedIn*. And last but not least Erste Group was awarded the *World's Best Employer* by Forbes.

REMUNERATION AND PEOPLE PERFORMANCE MANAGEMENT

Erste Group's remuneration policy is geared towards an appropriate balance in rewarding performance, competencies and responsibility of its employees. As a signatory of the Austrian Diversity Charter, Erste Group committed itself to the principles of equal opportunity and transparency, especially in remuneration. Consequently, one of the key strategic priorities is to ensure that all reward schemes are transparent, market-driven and linked to performance and personal development. Erste Group's general remuneration philosophy is to neither fall short nor lead the market but to offer competitive remuneration packages.

Therefore, its remuneration policy aims to:

- _ Create an environment where employees can perform, develop and be involved
- _ Reward at the right level to attract and retain employees with the required competence and skills
- _ Be cost-competitive and cost-flexible for a sustainable business
- _ Support leadership and employee behaviour that creates an engaging and unique customer experience and effective risk management practices

All remuneration schemes are designed to meet the respective European and national regulatory requirements on remuneration, as well as the local banks' national remuneration practices and business line needs. The supervisory boards or, where established remuneration committees, review remuneration policies and practices annually on Group as well as on local level, to ensure compliance with respective international and national legislation.

Erste Group's remuneration packages comprise fixed and variable components, benefits and benefits in kind and other individually agreed terms and conditions. Fixed remuneration is the core component of any employee's remuneration and is based on job complexity, individual contribution and local market conditions. The fixed salary represents a sufficiently high proportion of the total remuneration to cover the employees' basic cost of living and allows Erste Group to operate a flexible remuneration policy. Variable components of remuneration are designed in such a way that they do not promote excessive risk-taking. Variable remuneration components may be offered to all employees and are based on company, individual and business line performance. Specific sales incentive schemes are offered to employees working in the retail and corporate business lines and are also based on company, individual and business line performance. Sales incentive schemes are based on quantitative and qualitative criteria. On all these levels, Erste Group uses a balance between financial and business growth, risk, customer satisfaction and cost indicators. The overall performance evaluation also includes the employee's social and business competence.

Benefits (in kind) are provided as a means to stimulate well-being in the work environment and to support an appropriate work-life balance. The benefits offered include flexible working time, study leave, parental leave as well as health centre expertise. Pension and insurance schemes aim to ensure that employees have an appropriate standard of living after retirement. Pension and insurance provisions are according to local laws, regulations and market practice.

EMPLOYEE HEALTH AND WORK-LIFE BALANCE

In 2021, the focus of Erste Group's health centre was set on tackling the pandemic. Erste Group's employees received relevant information on a regular basis, and a dedicated medical hotline for all issues related to Covid-19 was available. In addition, the health centre provided testing in cases of suspected infections and ensured timely in-house contact tracing to prevent infection chains both in central buildings and branches.

Before vaccines were available for everyone, the health centre established a test centre in the entrance hall of Erste Campus in Vienna, giving easy access to rapid antigen tests for employees. From February 2021 to August 2021 a total of 29,239 tests were carried out. Self-tests were provided for all branch employees, with the recommendation to perform a test twice a week.

As soon as the first vaccine received regulatory approval by EMA, the European Medicines Agency, major efforts were made to explain mechanisms of biological action of the new vaccination platforms (vector and mRNA) in order to strengthen health and vaccine literacy and, as result, combat vaccination hesitancy. From March 2021 on, we started organising the corporate vaccination campaign in coordination with the federal authorities and the City of Vienna. The declared goal was to attain high vaccination coverage among all age groups to prevent staff shortage due to quarantine and maintain business continuity.

By the end of September 2021, we had vaccination rate of 94% among the employees on Campus (approx. 5,000) and 85% among the employees in the branches, which is far above the vaccination rate in the rest of Austria (<60% by the end of September).

The development of health literacy, embedded in the UN Sustainable Development Goals (SDG 3), is essential for dealing with illnesses, guaranteeing equal access to health care, and supporting social policies in this area. The pandemic proved that the workplace offers an ideal setting and infrastructure to support and promote health issues to large groups of people, thus making occupational health an important contributor to public health.

Erste Group is committed to a proactive approach to helping its employees to identify and manage health risks. Health promotion activities and topics in Erste Group in 2021 had a special focus on providing comprehensive infection prevention and support for our

employees to develop mechanisms for self-organisation and guidance regarding workplace ergonomics when working from home. These activities have been supplemented by the establishment of low-threshold psychological advice and counselling services with different focal areas (such as childcare, home schooling and support during lockdowns) throughout the entire pandemic.

A multi-professional team of occupational physicians, workplace psychologists and physiotherapists assists Erste Group's employees in all matters of health and well-being.

The requirements for occupational safety in Austria are regulated by law (Occupational Health and Safety Act). Erste Group ensures compliance with all legal requirements with its own health centre and covers support for Erste Holding, Erste Bank Oesterreich and almost 30 additional subsidiaries.

Staff indicators

Staff indicators refer to the end of the reporting period. Total data (47,382 employees; headcount) include data from direct and indirect holdings of Erste Group outside its core markets below-mentioned.

Overview and age structure 2021

	Total		<30 years		30-50 years		>50 years	
	Women	Men	Number	in %	Number	in %	Number	in %
Erste Group	29,621	17,761	7,302	15.4%	28,166	59.4%	11,914	25.1%
thereof Holding	922	966	227	12.0%	1,110	58.8%	551	29.2%
Austria incl. Holding	9,707	8,476	3,052	16.8%	9,293	51.1%	5,838	32.1%
Czech Republic	6,791	3,324	1,675	16.6%	5,992	59.2%	2,448	24.2%
Slovakia	2,572	1,135	505	13.6%	2,404	64.9%	798	21.5%
Romania	4,071	1,456	786	14.2%	3,445	62.3%	1,296	23.4%
Hungary	2,105	1,277	511	15.1%	2,349	69.5%	522	15.4%
Croatia	2,183	1,017	348	10.9%	2,323	72.6%	529	16.5%
Serbia	926	350	187	14.7%	904	70.8%	185	14.5%

Mode of employment

	Full-time employees				Part-time employees			
	2021		2020		2021		2020	
	Women	Men	Women	Men	Women	Men	Women	Men
Erste Group	23,448	16,707	24,166	17,200	6,143	1,084	6,105	1,045
thereof Holding	594	854	612	921	328	112	312	95
Austria incl. Holding	4,931	7,692	5,106	8,037	4,746	814	4,765	787
Czech Republic	6,028	3,252	6,118	3,227	763	72	777	92
Slovakia	2,496	1,117	2,624	1,133	76	18	81	16
Romania	3,877	1,401	4,114	1,488	194	55	188	52
Hungary	1,884	1,197	1,873	1,200	221	80	213	84
Croatia	2,064	985	2,147	1,038	119	32	54	2
Serbia	922	349	918	338	4	1	5	2

Selected indicators

	Share of women in executive positions		Share of women in other managerial positions		Average number of sick leave days per employee		Number of employees with health disability	
	2021	2020	2021	2020	2021	2020	2021	2020
Erste Group	25.8%	25.1%	41.8%	43.5%	10	10	852	679
thereof Holding	17.6%	25.5%	30.7%	28.4%	3	4	22	17
Austria incl. Holding	23.3%	19.3%	25.7%	25.6%	6	7	364	338
Czech Republic	16.1%	14.0%	43.7%	54.5%	19	20	130	118
Slovakia	22.2%	22.5%	59.4%	57.6%	10	13	152	164
Romania	34.0%	39.2%	57.4%	55.4%	9	8	37	32
Hungary	23.9%	24.1%	47.2%	48.6%	9	3	147	10
Croatia	27.7%	38.6%	63.9%	64.7%	5	4	15	15
Serbia	35.5%	37.5%	52.5%	53.2%	9	9	1	0

Executive positions cover all board and board-1 positions. Other managerial positions cover all the board-2, board-3 and board-4 positions.

Governance bodies: Detailed information about the members of the management board and the supervisory board of the Holding is presented in the (consolidated) Corporate Governance Report. As of year-end 2021, one woman and five men were members of the management board, one of them was between 30 and 50 years old, and five of them were older than 50 years. 39% of the members of the supervisory board were women, 61% were men.

Parental leave (return to work after parental leave)

	2021				2020			
	Women		Men		Women		Men	
	Number	in %	Number	in %	Number	in %	Number	in %
Erste Group	1,082	78.0%	114	97.4%	1,013	80.3%	120	96.0%
thereof Holding	38	92.7%	5	100%	22	100.0%	7	100%
Austria incl. Holding	307	91.1%	77	101.3%	268	91.4%	81	99.0%
Czech Republic	159	55.2%	1	100%	151	67.4%	0	n.a.
Slovakia	111	70.3%	13	81.3%	94	77.0%	15	93.8%
Romania	223	87.8%	6	85.7%	194	84.0%	11	100%
Hungary	81	62.3%	3	100%	80	61.1%	0	0%
Croatia	112	89.6%	14	100%	123	83.7%	12	100%
Serbia	34	87.2%	0	0%	46	93.9%	0	0%

Every employee in a permanent employment contract is eligible to take parental leave. The ratio (in %) shows the return rate after parental leave has ended.

New hires in 2021

	Women		Men		<30 years		30-50 years		>50 years	
	Number	in %	Number	in %	Number	in %	Number	in %	Number	in %
Erste Group	2,956	65.1%	1,582	34.9%	2,211	48.7%	2,098	46.2%	229	5.0%
thereof Holding	17	39.5%	26	60.5%	16	37.2%	24	55.8%	3	7.0%
Austria incl. Holding	732	58.2%	525	41.8%	714	56.8%	458	36.4%	85	6.8%
Czech Republic	868	67.3%	421	32.7%	580	45.0%	647	50.2%	62	4.8%
Slovakia	233	70.8%	96	29.2%	150	45.6%	168	51.1%	11	3.3%
Romania	401	71.9%	179	28.1%	331	59.3%	216	38.7%	11	2.0%
Hungary	285	64.8%	155	35.2%	168	38.2%	235	53.4%	37	8.4%
Croatia	132	62.6%	79	37.4%	91	43.1%	109	51.7%	11	5.2%
Serbia	124	70.5%	52	29.5%	73	41.5%	100	56.8%	3	1.7%

The percentages refer to the total of newly hired employees.

Fluctuation in 2021

	Women		Men		<30 years		30-50 years		>50 years	
	Number	in %	Number	in %	Number	in %	Number	in %	Number	in %
Erste Group	3,843	11.6%	2,061	10.6%	1,610	16.9%	3,087	9.9%	1,207	10.2%
thereof Holding	53	5.7%	79	7.8%	21	9.2%	68	5.7%	43	8.2%
Austria incl. Holding	989	9.4%	908	10.0%	542	14.5%	680	6.8%	675	11.5%
Czech Republic	972	12.4%	384	10.2%	351	16.1%	821	12.1%	184	7.0%
Slovakia	381	13.0%	102	8.3%	113	15.3%	282	10.7%	88	11.2%
Romania	654	13.8%	248	14.7%	278	23.0%	528	12.7%	96	9.0%
Hungary	312	13.1%	149	10.3%	124	19.6%	293	11.1%	44	7.9%
Croatia	208	9.0%	102	9.8%	78	16.2%	183	7.6%	49	10.2%
Serbia	127	12.1%	48	12.3%	39	14.3%	108	11.1%	28	14.4%

This table presents the number of employees who left Erste Group (including retirement) during the financial year and it does not include employees on parental leave, internal transfers within Erste Group or departing trainees and interns. The fluctuation is calculated pursuant to the Schlüter formula. For Erste Group (total of men and women), fluctuation stood at 11.2% (2020: 10.2%).

Commitment to society

Erste Group's commitment to society has never been limited to business activities. This is also reflected in our Code of Conduct: We consider financial literacy, community involvement and corporate volunteering as areas where we can generate significant impact on society and contribute to the UN Sustainable Development Goals. Consequently, by providing funding or in some cases manpower and expertise Erste Group supports institutions, initiatives and projects as well as communities in the areas of social affairs, arts and culture, education sports and the environment in all core markets.

As needs and interests vary across Erste Group's markets, depending on local circumstances, specific project sponsorships and initiatives are determined and managed locally. Social and sponsoring activities are combined group-wide under the umbrella of the ExtraVALUE programme. A regional focus, cross-thematic initiatives and cooperations characterise the programme. The guiding principle is supporting personal development and helping people to meet their social and cultural needs. Erste Group's ExtraVALUE programme is therefore a visible sign of the bank's commitment to its responsibility towards society and the individual.

Erste Group believes that this commitment creates far-reaching opportunities for individuals and society at large and, indirectly, also for the bank while not harbouring any significant risks. As-

suming societal and social responsibility is not only in line with Erste Group's strategy but also enriches the brand. Opportunities include the transfer of a positive image to the brand, emotional branding and getting employees to identify with the brand. Potential risks may arise from the choice of partners through reputation risk, conflicts of interest, inadequate transparency or inadequate handling of compliance requirements on the part of a partner. Erste Group manages these risks through know-your-customer, anti-money laundering and anti-corruption policies. In addition, Erste Group Bank AG implemented sponsoring guidelines.

Due to the multitude of social and educational initiatives, sponsoring of art and culture, and corporate volunteering, only a few selected projects are highlighted in this non-financial report. More information is available at <https://www.erstegroup.com/en/about-us/sustainability-esg/esg-social> and on the websites of Erste Group's banking subsidiaries in the respective local language and in some cases in English.

SOCIAL AND EDUCATIONAL ACTIVITIES

Erste Group's long tradition of cooperating with established local and international organisations reflects its commitment to the promotion of social welfare and education. The focus of social activities is on providing practical and swift assistance to people in difficult life situations and on support for initiatives creating new opportunities for disadvantaged people.

FINANCIAL LITERACY

Financial literacy is essential for creating equal opportunities, economic well-being and social inclusion. Frequently, financial illiteracy limits what people can achieve. In line with its purpose to foster prosperity, Erste Group is involved in a wide variety of financial education activities, helping people of all ages to acquire the skills and abilities they need. In accordance with a recommendation of the Organisation for Economic Cooperation and Development (OECD) that financial education should start as early as possible, Erste Group places particular emphasis on financial education projects for children and young people. Erste Group empowers young people to participate in economic life actively and with self-confidence and to understand how the financial system works.

Erste Group's Financial Life Park (FLiP) at Erste Campus is one of the largest financial education facilities in Europe. FLiP tours make the importance of finance for personal life tangible. More than 55,000 visitors of all kinds of school types and educational levels took part in interactive tours in Vienna since FLiP opened in October 2016. The mobile FLiP version, FLiP2Go, attracted more than 12,000 visitors all over Austria since its introduction in April 2019. FLiP2Go is supported by Erste Bank Oesterreich and regional savings banks. As a result of Covid-19-induced restrictions, FLiP and FLiP2Go tours were not available for several months both in 2020 and 2021. But the demand for FLiP's digital

offerings, comprising FLiP Challenges, FLiP Digi Tours and Online-teaching-resources, increased substantially. Together with the NGO The Connection, FLiP is developing teaching resources Geld in Griff (Money under Control) to be used in German language courses for young migrants with the aim of building financial, consumer and language skills. Banca Comercială Română continued its programme Money School in 2021. The bank organised not only online courses as well as financial literacy summer workshops for children and their parents in shopping centres but also events with financial experts and authors of financial literacy books. More than 50,000 people took part in training courses, 32,000 of them in the Romanian FLiP online version. In addition, a new online course for children called *Smart Financial Decisions for Children* has been launched.

The Slovenská sporiteľňa Foundation focused on its innovative FinQ programme, which offers financial content for interdisciplinary teaching. After a successful pilot phase – despite the pandemic, FinQ was completed in 25 participating primary and secondary schools and 2,500 students received a certificate – the FinQ programme started officially in 85 schools in October 2021.

The *ABC of Money* initiative of Česká spořitelna is the largest financial education programme in the Czech Republic. The programme is now in its fourth year of existence. Since the Czech schools had to close for several weeks during the lockdowns, the *ABC of Money* team switched the entire programme to an online environment. The programme is free of charge and targets not only children, parents and teachers but also elderly people who are invited to develop digital skills.

Erste Bank Hungary's financial literacy activities in 2021 focused on the promotion of financial literacy of disadvantaged groups in society. The bank's Financial Literacy Education Programme was founded in 2019 together with several NGOs. The target groups include children from educationally disadvantaged backgrounds as well as students from vocational schools in Budapest, Roma students and people with limited cognitive abilities. So far, more than 2,500 participants have been reached.

Erste Bank Croatia adapted its Smart Finance School workshops to the Covid-19 situation, offering online workshops. The bank also continued to offer physical workshops in accordance with strict Covid-19 safety standards. The target groups included elementary and high schools, faculties and student associations. In 2021, a total of 97 workshops for more than 1,700 attendants were held.

Erste Bank Serbia further developed its financial education programme *#ErsteZnali* in 2021 and added new content. The platform which is providing online financial education was launched in 2019. Programme activities also included the development of a mobile phone game for 7 to 10-year-olds, an initiative to promote financial literacy in elementary schools in cooperation with the Ministry of Education and a cooperation with social media influencers to target Gen Z to improve their money management.

CORPORATE VOLUNTEERING

Erste Group funds, supports and encourages employees to actively contribute to non-profit initiatives and engage in volunteering. Employees and managers of Erste Group prove their commitment by donating their time, expertise and making contributions in kind to partner organisations.

Time Bank, an electronic volunteering platform of Erste Bank Oesterreich and the Austrian savings banks, was already founded in 2011. Time Bank matches employees who want to donate their free time with currently 65 partner organisations. In 2021, on average, more than 1,300 employees of Erste Group in Austria were registered on this platform. Cooperation partners are carefully selected. Only legal entities may become partner, private individuals are not eligible. Cooperation agreements are reviewed by the legal department. A “Know-your-partner” compliance questionnaire forms part of the cooperation agreement. All of Erste Group’s local banks (except in Austria) give to their employees an extra one or two days off each year for volunteering at social welfare institutions. Erste Group thus makes an important contribution to the development of non-profit sectors in CEE.

As well as volunteering, donations in kind also remain important. Despite wide-spread prosperity, people on the fringes of society lack items we take for granted such as toys, clothes and sports equipment for children. Time Bank therefore provides long-term support to partner organisations by orchestrating regular collection and swap activities. When Erste Group’s main IT premises relocated in 2021, no longer required IT equipment and office furniture was given to partner organisations. Similarly, Erste Bank Hungary donated used IT equipment to disadvantaged families and NGOs.

Under the motto “taking care instead of disposing”, Time Bank has worked together with charitable organisations. Excess food, which is no longer intended for sale, is distributed daily among people in need all-over Austria.

SPONSORING ART AND CULTURE

Sponsoring arts and culture is another tool through which Erste Group’s social commitment becomes visible in all its markets. The focus is on supporting projects that address needs of the civil society.

Erste Group understands sponsoring as the voluntary promotion and support of institutions, initiatives and projects. With sponsorship Erste Group intends to support developments in society in the interests of the common good. Our commitment towards the civil society is written down in the Statement of Purpose and in the Code of Conduct. Sponsoring arts and culture is bundled with social activities in the group-wide ExtraVALUE programme.

Sponsoring sports

The ability of sport to connect people and motivate them to achieve common goals reflects to a large extent the corporate philosophy of Erste Group. Sports sponsoring in particular is characterized by an existing relationship between the sponsor and the sponsored with contractually fixed, promotional and other services and supports the communicative goals of Erste Group, with positive brand effects playing a dominant role.

Erste Group’s sports sponsorship is classified under three categories with differing objectives: professional sport, amateur sport and young talent. In case of top-class sports sponsorship (e.g. the main sponsorship of the Erste Bank Open tennis tournament or Europe’s largest eSports event, the “League of Legends” championships) Erste Group primarily pursues advertising goals thus their suitability as public or customer magnet are assessed. No individual athletes (“testimonials”) are sponsored. By sponsoring popular sports other aspects are taken into account as well. Austria’s largest running initiative Erste Bank Sparkasse Running or Austrian Women’s Run typically attract tens or even hundreds of thousands of participants. Similar to supporting young talent (e.g. the Sparkasse student league in soccer and volleyball) it is about strategically oriented goals towards the common good. The idea is to motivate the population for sports and facilitate access to events. Generally, attention is paid to the popularity of the sport in the relevant market and the associated media effectiveness. Sports sponsorships and the objectives are regularly evaluated. In case the goals are not achieved or if the goals change, a realignment is carried out.

Compliance and the management of conflicts of interest

Erste Group is committed to the highest standards of corporate governance and responsible behaviour of every individual and conducts its business in compliance with applicable laws and regulations. In addition, Erste Group has introduced a compliance programme including targeted policies, guidelines and training initiatives defining rules and principles for its staff. Compliance with external and in-house standards provides the basis for long-term trust. Erste Group is a member of Transparency International (TI), Erste Group’s chairman of the supervisory board is a board member of TI.

The Code of Conduct provides the primary guidance for Erste Group’s staff and defines binding rules for the day-to-day business. Together with national and international laws and standards it forms the basis for the compliance management system that ensures conduct in conformity with laws and benchmarks.

Relevant legislation includes the Market Abuse Regulation, the Securities Supervision Act, the Criminal Code and the Financial Markets Anti-Money Laundering Act. Erste Group's compliance programme has also laid the basis for a common understanding of values within the Group.

The responsibility for compliance matters lies with the compliance department which is assigned to the Chief Risk Officer's division but reports directly to the entire management board. It covers topics as anti-money laundering (AML), financial sanctions & embargoes, fraud, data protection, securities compliance and conduct compliance (which also includes conflict of interest, anti-bribery and anti-corruption (ABC) agendas).

Conflicts of interest between customers, Erste Group and its staff are governed by clear internal rules. Policies, trainings, and organisational measures have been implemented to identify, avoid or manage various types of conflicts of interest that are relevant to Erste Group's business, including confidentiality, treatment of relationships, secondary activities and accepting and awarding benefits, to name a few. Specific legal provisions apply additionally regarding information barriers, employee transactions, investor protection and research disclaimers.

Establishing and coordinating processes and measures to prevent money laundering and terrorist financing, to comply with financial sanctions and embargoes, and to prevent financial crime are also among the key elements of the compliance agenda. In this area, substantial investments are being made on an ongoing basis to strengthen the monitoring systems. Strong KYC (know your customer) diligence has been put in place, which also enables to detect suspected money laundering through corruption patterns of clients.

To ensure compliance with all laws and regulations, policies and processes are continuously evaluated and reviewed across the Group. Compliance training is mandatory for all new employees and includes awareness building as well as an introduction to the prevention of compliance risks, including corruption. Additional compliance training is required for staff in selected business areas.

ANTI-BRIBERY AND ANTI-CORRUPTION

Based on international anti-bribery and anti-corruption initiatives (e.g. the OECD Anti-Bribery Convention, the United Nations Convention against Corruption), local authorities in many countries have adopted laws and regulations that generally prohibit offering public officials benefits for the purpose of obtaining or retaining business or otherwise securing improper advantages. The laws differ from country to country and are to some extent extremely restrictive. Improper payments or other inducements for the benefit of a public official, even if made indirectly through an intermediary, are prohibited.

Erste Group promotes zero-tolerance towards any form of bribery and corruption. Under no circumstances it offers anything of value

to a public official nor to members of a public official's family or any charitable organisation suggested by a public official for the purpose of influencing the recipient to take or refrain from taking any official action or to induce the recipient to conduct business with Erste Group. This also includes facilitating payments. Furthermore, Erste Group set up clear rules and boundaries with respect to treatment of benefits in the private sector.

Preventing and combating corruption is fundamental to Erste Group. The following measures are taken to comprehensively raise awareness among staff (both management and employees) and serve as prevention against bribery and corruption across the Group:

Policy

A group-wide Policy on Conflicts of Interest and Anti-Bribery & Corruption ensures that everyone in Erste Group is familiar with the relevant rules – such as key national provisions, i.e. the Austrian Criminal Code as well as the impact of the UK Bribery Act and the US Foreign Corrupt Practices Act (FCPA) – and knows how to apply them. This policy underwent a major review in 2021, detailing the critical conflicts of interest types including corruption. It represents the minimum standard for the entire Group and all staff members, including the management.

Training and education

All new employees are systematically instructed in the essence and processes of Erste Group's corruption prevention efforts. Specific awareness building initiatives, such as trainings and vivid exchange, are additionally offered to higher-risk business units (e.g. those dealing with large and international clients and public officials, sponsoring units, top management). Regular releases of intranet news on key themes of anti-corruption and proper handling of benefits in both private and public sectors help raise awareness. In 2021, these releases were complemented by a comprehensive, multilingual group-wide campaign on conflicts of interest and anti-bribery and anti-corruption (ABC).

Reporting

Staff members of Erste Group must refrain from any conduct that might give rise to a suspicion of corruption or a biased behaviour. Various reporting duties have to be met, in particular reporting the acceptance or awarding of benefits both in the public and the private sector as well as benefits received from or awarded to third parties within the meaning of MiFID II. While direct line managers represent the first line of defence to assess benefits offered or accepted, and awarded, staff can contact Compliance in case of topics arising in connection with corruption prevention or in case of doubt. This can be done through various channels, e-mail, conflict of interest reporting tool or, anonymously, via whistleblowing.

Group steering

Under a comprehensive communication scheme, Erste Group entities share information intensively at expert and division head levels (e.g. regular expert calls, annual division head conferences). Local compliance officers and Group Compliance hold

regular phone conferences to discuss key issues such as ways of providing advice and creating awareness specifically on conflict of interest and anti-bribery and anti-corruption matters including the treatment of benefits and the overall anti-bribery and anti-corruption governance.

Surveillance

All suspicious cases are reviewed, and disciplinary action is taken, if required. Repeated misreporting or failure to abide by the anti-bribery and corruption policies and procedures may lead to disciplinary consequences, regardless any civil and criminal law consequences if applicable. The group-wide oversight of corruption risks did not reveal any significant corruption risks for Erste Group in 2021.

Suppliers and supply chain

Erste Group views suppliers as partners in shaping its business to be more sustainable. Procurement decisions include assessments of the suppliers' social and environmental impact.

Covering the entire supply chain, Erste Group Procurement is the sourcing and procurement company of Erste Group. Its basic objective is to ensure clear and fair sourcing and procurement activities and contracts. This includes, most importantly, meeting all the needs of Erste Group's entities for goods and services on time and in accordance with all quality requirements with the best possible terms (e.g. price, terms of payment, guarantees and liability) by purchasing locally or across borders. Erste Group's suppliers must meet defined standards of business ethics, environmental protection and human rights.

In fulfilling their contractual obligations, suppliers of materials, equipment and services selected as group partners are required to:

- _ Comply with national and local laws, decrees and regulations
- _ Fulfil all their legal obligations regarding the health and safety of their employees and their contractors
- _ Strictly comply with environmental legislation
- _ Respect and implement the basic principles of corporate social responsibility

These principles are also reflected in the supplier code of conduct, which is publicly available on the website of Erste Group Procurement. Erste Group Procurement holds the CIPS Corporate Ethics Mark, a certification awarded by the Chartered Institute of Procurement and Supply (CIPS). This certificate distinguishes institutions that have committed to high standards in procurement and provide relevant courses in-house. Currently, 100% of all employees of Erste Group Procurement have obtained individual certification on ethical behaviour in procurement.

SUPPLY CHAIN

Erste Group's supply chain mainly involves indirect expenses that support the group's core business. In 2021, the total amount paid to companies outside Erste Group was slightly above EUR 1.17 billion, mostly linked to IT (42% of total spending), followed by expenses for services, operations and marketing (37%) and facility management (21%). Out of a total of 25,172 suppliers at group level, 728 suppliers accounted for 80% of total third party expenditure.

97% of suppliers (reflecting 95% of third party expenditure) are located in the European Union, highlighting Erste Group's focus on its markets in Central and Eastern Europe including Austria. 1% of suppliers are located North America and the rest (2%) are based on other continents.

Only 14% of Erste Group's purchases were made across borders. The focus on local procurement strengthens the local economies of the countries where Erste Group operates and underlines its commitment to support these regions.

Supplier selection process

Compliance with sustainability criteria in selecting suppliers is guaranteed at both the strategic and the operational levels. Strategies have been developed for selected groups of goods to help in supplier selection. In addition to group standards for social responsibility, these strategies also include defined technical specifications. Since 2016, sustainability criteria drafted with the Group ESG Office of Erste Group have been a mandatory element of the selection process.

To ensure that Erste Group's suppliers meet the group's corporate responsibility standards, audit questionnaires must be completed for any purchase worth more than EUR 100,000, and regular supplier business reviews have to be performed.

The supplier audit questionnaire is IT-based and an integral part of Erste Group Procurement's supply chain. This ensures full transparency and allows a timely assessment of suppliers and risks before entering into contracts with suppliers. The results of the audits form the basis for supplier classification.

To ensure correct procedures, all relevant steps have been integrated into an electronic tendering system. The IT application blocks the entry of further data, and thus collaboration with a supplier, if there is not enough information available or a supplier classified as critical has not been explicitly approved. Any non-compliance with the supplier code of conduct is brought forward to compliance delegates, who decide on further action, if required. In addition to the initial evaluation, follow-up reviews are performed regularly on the most important suppliers or those having the most significant risk profile.

Environmental aspects

As part of Erste Group's efforts in environmental protection, ecological aspects are also included in Erste Group Procurement's supplier selection process. The supplier audit questionnaire specifically addresses the following topics:

- _ Existence of an environmental management system
- _ Existence of a written environmental policy
- _ Method for measuring CO₂-emissions
- _ Existence of environmental targets
- _ Information on fines or charges for environmental infringements
- _ Description of the supplier's supply chain

In the procurement of goods, tender documents include additional questions relating to potentially hazardous chemicals, recycling capabilities of products, return policies for products at the end of their useful lives and compliance with ENERGY STAR or similar standards.

A supplier sustainability scorecard was introduced in 2017. Suppliers are required to disclose their ecological footprint (energy consumption, waste and emissions) for the previous two years, either at an aggregate level or related to their activities for Erste Group. In 2021, 72 suppliers with resource-intensive operations such as data centres and transport services were selected to provide scorecard data. As these criteria are relevant to the supplier selection process, developments are continuously monitored and assessed.

In 2021, 1,131 contracts with suppliers were concluded or renewed. Thereof, 750 suppliers were screened according to environmental standards. No supplier was subject to any environmental impact assessment beyond the standard audit questionnaire, nor was any supplier identified as having had a significant actual or potentially negative environmental impact. No actual or potentially negative environmental impact was identified in the supply chain. Finally, no supplier contract had to be terminated as a result of a significant actual or potentially negative environmental impact.

Social aspects

As the supplier selection process also encompasses social aspects, the supplier audit questionnaire also comprises relevant criteria such as:

- _ Effective abolition of child labour
- _ Elimination of all forms of forced or compulsory labour
- _ Elimination of discrimination with respect to employment
- _ Freedom of association and the right to collective bargaining
- _ Reasonable working hours and fair remuneration
- _ Health protection
- _ Occupational health and safety
- _ Job restructuring
- _ Remuneration
- _ Fair working conditions
- _ Other social criteria in the supply chain

In 2021, Erste Group co-operated with 25,172 suppliers, of which 1,802 suppliers had a current supplier audit questionnaire on file. No supplier was subject to any specific labour practices or human rights impact assessment beyond the standard audit questionnaire, nor was any supplier identified as having had a significant actual or potentially negative impact on labour practices or human rights. There was no actual or potentially negative impact on labour practices or human rights identified in the supply chain and no supplier contract had to be terminated as a result of a significant actual or potentially negative impact on labour practices or human rights.

Furthermore, no supplier was found to be in violation or at risk of violating the right to exercise freedom of association and collective bargaining, nor was any supplier found to have a significant risk of child labour, young workers exposed to hazardous work, or material risk of incidents of forced or compulsory labour.

Management board

Bernhard Spalt mp, Chairman

Stefan Dörfler mp, Member

David O'Mahony mp, Member

Ingo Bleier mp, Member

Alexandra Habeler-Drabek mp, Member

Maurizio Poletto mp, Member

Vienna, 8 March 2022

GRI Content Index

GRI Standard Number	GRI Standard Title	Disclosure Number	Disclosure Title	Reference to Annual Report 2021	Comments / Reasons for omission
GRI 102 General Disclosures 2016					
1. Organisational profile					
GRI 102	General Disclosures	102-1	Name of the organisation		Erste Group Bank AG
GRI 102	General Disclosures	102-2	Activities, brands, products, and services	p. 14	Strategy
GRI 102	General Disclosures	102-3	Location of headquarters		Erste Campus, Am Belvedere 1, 1100 Vienna
GRI 102	General Disclosures	102-4	Location of operations	p. 13	Strategy
GRI 102	General Disclosures	102-5	Ownership and legal form	p. 95	(consolidated) corporate governance report
GRI 102	General Disclosures	102-6	Markets served	Note 1	Group consolidated financial statements: Note 1 (segment reporting)
GRI 102	General Disclosures	102-7	Scale of the organisation	Note 1	Group consolidated financial statements: Note 1 (segment reporting)
					Workers who are not employees do not perform a significant portion of organisation's activities. Therefore does not apply. There are no significant variations in the reported numbers in Disclosures 102-8a, 102-8b and 102-8c. In the initial phase of preparation for HR data collection for the non-financial report, the scope and the reporting categories are based on GRI standards. The data are collected using an Excel template which is sent to those responsible in each institution. Once the completed template has been returned and the data quality has been checked, the data are consolidated and prepared for publication.
GRI 102	General Disclosures	102-8	Information on employees and other workers	p. 82 et seq	
GRI 102	General Disclosures	102-9	Supply chain	p. 87	
GRI 102	General Disclosures	102-10	Significant changes to the organisation and its supply chain	n.a.	No significant changes in the organisation (neither in terms of size, structure nor in the supply chain.) Ownership: La Caixa sold its stake in Erste Group Bank AG.
GRI 102	General Disclosures	102-11	Precautionary principle or approach	p. 57	The precautionary principle is reflected in both Erste Group's code of conduct and the statement of purpose.
GRI 102	General Disclosures	102-12	External initiatives	p. 68, 72	(consolidated) non-financial report: our customers, environment; Erste Asset Management: UN Principles of Responsible Investment, Bangladesh Memorandum, Montreal Carbon Pledge, Erste Group: Nestor Gold Charta, Austrian Diversity Charter Erste Group Bank AG has the following significant memberships: WSBI (World Savings Banks Institute), ESBG (European Savings Banks Group), Österreichischer Sparkassenverband, WKO (Austrian Economic Chambers, Industry Sector: Banking and Insurance), OEVFA (Österreichische Vereinigung für Finanzanalyse und Asset Management), BWG (Bankwissenschaftliche Gesellschaft Österreich), WIFO (Wirtschaftsforschungsinstitut Österreich), Österreichische Industriellenvereinigung, respACT (Austrian Business Council for Sustainable Development), Transparency International, UNEP FI, Net Zero Banking Alliance, PCAF; Erste Group's banking subsidiaries in CEE have following important memberships: Erste Bank Croatia: Croatia Green Building Council (CGBC), Croatian Association of Accountants and Financial Experts (CAAFE); Erste Bank Serbia: Association of Banks of Serbia, Chamber of Commerce Serbia; Slovenská sporiteľňa: Slovak Banking Association, Central European Corporate Governance Association; Erste Bank Hungary: Hungarian Banking Association, Budapest Chamber of Commerce and industry; Banca Comercială Română: Romanian Banking Association, Financial Markets Association; Česká spořitelna: Czech Banking Association, Economic chamber of the Czech Republic
GRI 102	General Disclosures	102-13	Membership of associations	n.a.	
2. Strategy					
GRI 102	General Disclosures	102-14	Statement from senior decision maker	p. 4 et seqq	TCFD requirements: <u>Strategy</u> a) Climate related risks and opportunities the organization has identified over the short, medium and long term. b) The impact of climate related risks and opportunities on the organisation's business, strategy and financial planning c) The resilience of the organisation's strategy, taking into consideration different climate-related scenarios, including a 2°C or lower scenario <u>Risk Management</u> : a) The organisation's processes for identifying and assessing climate-related risks; b) The organisation's processes for managing climate-related risks; c) How the processes for identifying, assessing and managing climate related risks are integrated into the organisation's overall risk management.
GRI 102	General Disclosures	102-15	Key impacts, risks and opportunities	p. 63 et seqq	
3. Ethics and integrity					
GRI 102	General Disclosures	102-16	Values, principles, standards, and norms of behaviour	p. 57	Strategy (reference made to the code of conduct and the statement of purpose), (consolidated) non-financial report, (consolidated) corporate governance report (reference made to Austrian Code of Corporate Governance and internal guidelines)

GRI Standard Number	GRI Standard Title	Disclosure Number	Disclosure Title	Reference to Annual Report 2021	Comments / Reasons for omission
4. Governance					
GRI 102	General Disclosures	102-18	Governance structure	p. 62 et seq	Voluntary disclosure. TCFD requirements: Governance a) Board's oversight of climate related risks and opportunities.
GRI 102	General Disclosures	102-19	Delegating authority	p. 62 et seq	Voluntary disclosure. TCFD requirements: Governance a) Board's oversight of climate related risks and opportunities.
GRI 102	General Disclosures	102-20	Executive level responsibility for economic, environmental and social topic	p. 62 et seq	Voluntary disclosure. TCFD requirements: Governance a) Board's oversight of climate related risks and opportunities. b) Management's role in assessing and managing climate related risks and opportunities
GRI 102	General Disclosures	102-26	Role of highest governance body in setting purpose, values and strategy	p. 62 et seq	Voluntary disclosure. TCFD requirements: Governance a) Board's oversight of climate related risks and opportunities.
GRI 102	General Disclosures	102-27	Collective knowledge of highest governance body	p. 62 et seq	Voluntary disclosure. TCFD requirements: Governance a) Board's oversight of climate related risks and opportunities.
GRI 102	General Disclosures	102-29	Identifying and managing economic, environmental and social impacts	p. 62 et seq	Voluntary disclosure. TCFD requirements: Governance a) Board's oversight of climate related risks and opportunities.
GRI 102	General Disclosures	102-30	Effectiveness of risk management processes	p. 62 et seq	Voluntary disclosure. TCFD requirements: Governance a) Board's oversight of climate related risks and opportunities. b) Management's role in assessing and managing climate related risks and opportunities.
GRI 102	General Disclosures	102-31	Review of economic, environmental and social topics	p. 62 et seq	Voluntary disclosure. TCFD requirements: Governance a) Board's oversight of climate related risks and opportunities. b) Management's role in assessing and managing climate related risks and opportunities.
GRI 102	General Disclosures	102-32	Highest governance body's role in sustainability reporting	p. 62 et seq	Voluntary disclosure. TCFD requirements: Governance a) Board's oversight of climate related risks and opportunities. b) Management's role in assessing and managing climate related risks and opportunities.; CG Report
5. Stakeholder engagement					
GRI 102	General Disclosures	102-40	List of stakeholder groups	p. 61	
GRI 102	General Disclosures	102-41	Collective bargaining agreements	n.a.	Collective agreements apply to a total of 88,1% of all employees. In Hungary, there is no collective agreement as a salary basis. In the other core markets, 90-100% of employees are included in collective agreements (Holding: 96,1%)
GRI 102	General Disclosures	102-42	Identifying and selecting stakeholders	p. 58 et seq	
GRI 102	General Disclosures	102-43	Approach to stakeholder engagement	p. 58 et seq	
GRI 102	General Disclosures	102-44	Key topics and concerns raised	p. 58 et seq	
6. Reporting practice					
GRI 102	General Disclosures	102-45	Entities included in the consolidated financial statements	p. 58	
GRI 102	General Disclosures	102-46	Defining report content and topic boundaries	p. 58 et seq	
GRI 102	General Disclosures	102-47	List of material topics	p. 58 et seq	
GRI 102	General Disclosures	102-49	Changes in reporting	p. 58	All Savings Banks from the scope of consolidation were included in the non-financial reporting in 2021.
GRI 102	General Disclosures	102-50	Reporting period	n.a.	From 1 January 2021 to 31 December 2021
GRI 102	General Disclosures	102-51	Date of most recent report	n.a.	Annual report 2020
GRI 102	General Disclosures	102-52	Reporting cycle	n.a.	Annual
GRI 102	General Disclosures	102-53	Contact point for questions regarding the report	p.302	
GRI 102	General Disclosures	102-54	Claims of reporting in accordance with GRI Standards	p. 58	This report has been prepared in accordance with the requirements of the Global Reporting Initiative (GRI Standard Option: Core).
GRI 102	General Disclosures	102-55	GRI content index	p. 89 et seqq	
GRI 102	General Disclosures	102-56	External assurance	p. 93 et seq	
GRI 103 Management Approach 2016					
GRI 103	Management Approach	103-1	Explanation of the material topic and its boundary	p. 58 et seq	
GRI 103	Management Approach	103-2	The management approach and its components	p. 58 et seq	
GRI 103	Management Approach	103-3	Evaluation of the management approach	p. 58 et seq	
GRI 201 Economic Performance 2016					
GRI 201	Economic performance	201-1	Direct economic value generated and distributed	Note 1, Note 56	Outside the non-finance report. Consolidated financial statements.
GRI 201	Economic performance	201-2	Financial implications and other risks and opportunities due to climate change	p. 63 et seq	Disclosure according to TCFD requirement: Strategy a) Climate related risks and opportunities the organization has identified over the short, medium and long term. b) The impact of climate related risks and opportunities on the organisation's business, strategy and financial planning c) The resilience of the organisation's strategy, taking into consideration different climate-related scenarios, including a 2°C or lower scenario

GRI Standard Number	GRI Standard Title	Disclosure Number	Disclosure Title	Reference to Annual Report 2021	Comments / Reasons for omission
Social commitment and social banking (FS 14 Initiatives to improve access to financial services for disadvantaged people)					
FS 14 of GRI G4	Initiatives to improve access to financial services for disadvantaged people	FS 14	Initiatives to improve access to financial services for disadvantaged people	p. 74, 76	
Anti-corruption and compliance (GRI 205 Anti-corruption 2016)					
GRI 205	Anti-Corruption	205-3	Confirmed incidents of corruption and actions taken		In 2021, Erste Group did not discover or record any incident of corruption.
GRI 206 Anti-competitive behaviour 2016					
GRI 206	Anti-competitive behaviour	206-1	Legal actions for anti-competitive behaviour, anti-trust and monopoly practices	Note 50	Group consolidated financial statements: Note 50 (contingent liabilities); No legal actions for anti-competitive behavior, anti-trust, or monopoly practices have been initiated against Erste Group Bank AG. During the reporting period, subsidiaries of Erste Group Bank AG were directly or indirectly involved in three such cases. As one of these cases got resolved in 2021, there remain only two pending cases. We do not expect these cases to lead to any fines or sanctions that would have a material effect on Erste Group.
Responsible criteria in the supply chain and ecological impacts on banking operations (GRI 301 Materials 2016)					
GRI 301	Management Approach	301-1	Materials used by weight and volume	p. 69	
GRI 301	Management Approach	301-2	Recycled input materials used	p. 69	
Responsible criteria in the supply chain and ecological impacts on banking operations (GRI 302 Energy 2016)					
GRI 302	Energy	302-1	Energy consumption within the organisation	p. 69	TCFD Metrics and Targets; (consolidated) non-financial report: environment; In terms of energy consumption, there is no separate presentation of renewable / non-renewable energy sources. It is included in the determination of the CO ₂ e-emissions.
GRI 302	Energy	302-4	Reduction of energy consumption	p. 69	TCFD Metrics and Targets
Responsible criteria in the supply chain and ecological impacts on banking operations (GRI 305 Emissions 2016)					
GRI 305	Emissions	305-1	Direct (Scope 1) GHG emissions	p. 69	TCFD Metrics and Targets; 305-1c) There are no biogenic CO ₂ emissions to report
GRI 305	Emissions	305-2	Energy indirect (Scope 2) GHG emissions	p. 69	TCFD Metrics and Targets; Gross market-based: 22,884t CO ₂ e; Gross location-based: 50,803t CO ₂ e
GRI 305	Emissions	305-3	Other indirect (Scope 3) emissions	p. 67	TCFD Metrics and Targets
Responsible criteria in the supply chain and ecological impacts on banking operations (GRI 308 Supplier Environmental Assessment 2016)					
GRI 308	Supplier Environmental Assessment	308-1	New suppliers that were screened using environmental criteria	p. 87	
Diversity and equal opportunity (GRI 401 Employment 2016)					
GRI 401	Employment	401-1	New employee hires and employee turnover	p. 83	Pursuant to Schlüter formula: (total of employees leaving) / (number of employees at the beginning of the year + total of newly hired employees)
GRI 401	Employment	401-3	Parental leave	p. 83	a) 401-3a) All employees (women and men) are entitled to take parental leave; b) 401-3d) No information available due to data that could not be clearly distinguished.
Employee health & work-life balance					
	Employment		Information on health & work-life balance	p. 81	
Diversity and equal opportunity (GRI 404 Training and Education 2016)					
GRI 404	Training and Education	404-1	Average hours of training per year per employee	p. 80	
Diversity and equal opportunity (GRI 405 Diversity and Equal Opportunity 2016)					
GRI 405	Diversity and Equal Opportunity	405-1	Diversity of governance bodies and employees	p. 82	At Erste Group Bank AG, the parent company of Erste Group, employees represent more than 50 different nationalities.
Diversity and equal opportunity (GRI 406 Non-Discrimination 2016)					
GRI 406	Non-Discrimination	406-1	Incidents of discrimination and corrective actions taken	n.a.	In 2021, 4 significant incidents were submitted to the anti-discrimination officer.
Responsible criteria in the supply chain and ecological impacts on banking operations (GRI 414 Supplier Social Assessment 2016)					
GRI 414	Supplier Social Assessment	414-1	New suppliers that were screened using social criteria	p. 87	

GRI Standard Number	GRI Standard Title	Disclosure Number	Disclosure Title	Reference to Annual Report 2021	Comments / Reasons for omission
GRI 418 Customer Privacy 2016					
GRI 418	Customer Privacy	418-1	Substantiated complaints concerning breaches of customer privacy and losses of customer data	p. 77	
GRI 419 Socioeconomic Compliance 2016					
GRI 419	Socioeconomic compliance	419-1	Non-compliance with laws and regulations in the social and economic area	n.a.	In 2021, there were neither significant fines nor non-monetary sanctions for non-compliance with laws and/or regulations in the social and economic area.
Financial education					
GRI G4 Sector Disclosures	Information on Erste Group's engagement to improve financial literacy	GRI G4-DMA (former FS16)	Initiatives to enhance financial literacy by type of beneficiary	p. 84	
Customer satisfaction					
	Information on customer satisfaction			p. 77	
Responsible investment and finance					
	Information on responsible investment and financing			p. 70 et seq	
GRI 103	Management Approach	103-2	The management approach and its components	p. 58, 70 et seq	
GRI 103	Management Approach	103-3	Evaluation of the management approach	p. 58, 70 et seq	Materiality analysis; compliance with the existing exclusion criteria for investments and financing is the responsibility of the respective business units. The exclusion criteria are evaluated on a regular basis to see whether they fulfil the envisaged social and ecological responsibility.

Independent Assurance Report

To the supervisory board of Erste Group Bank AG Vienna

Courtesy Translation of the Audit Report of the Independent Assurance on Non-Financial Reporting

Attention: This report has been translated from German to English for referencing purposes only. Please refer to the officially legally binding version as written and signed in German. Only the German version is the legally binding version.

Introduction

We have performed procedures to obtain limited assurance as to whether any matters have come to our attention that cause us to believe that the (consolidated) non-financial report as of December 31, 2021 has not been prepared, in all material respects, in accordance with the reporting criteria. The reporting criteria consist of the Sustainability Reporting Standards GRI Standards: Core Option issued by the Global Sustainability Standards Board (GSSB) as well as the requirements for the report stated in § 243b and § 267a UGB (NaDiVeG).

Further, we have performed procedures to obtain limited assurance as to whether any matters have come to our attention that cause us to believe that the EU taxonomy information disclosed is not prepared, in all material respects, in accordance with Regulation (EU) 2020/852 (Taxonomy Regulation) and the accompanying Delegated Regulations (EU)2021/2178 and (EU) 2021/2139.

Responsibility of the management

The legal representatives of Erste Group Bank AG are responsible for the preparation of the report content in accordance with the reporting criteria and for the selection of the disclosures to be verified. The reporting criteria include the Sustainability Reporting Standards (GRI Standards: Core option) issued by the Global Sustainability Standards Board (GSSB) and the reporting requirements mentioned in § 243b and § 267a UGB (NaDiVeG). Furthermore, they are responsible for collecting the disclosed information on the EU taxonomy in accordance with Regulation (EU) 2020/852 (Taxonomy Regulation) and the supplementary Delegated Regulations (EU)2021/2178 and (EU) 2021/2139.

This responsibility includes the selection and application of appropriate methods for preparing the report, making assumptions and estimates of individual non-financial disclosures that are plausible under the given circumstances. The responsibility of the management includes further designing, implementing, and maintaining internal controls, which have been determined as necessary by management for the preparation of a (consolidated) non-financial report free from material misstatement, whether due to fraud or error.

Responsibility of the auditor

Our responsibility is to express a limited assurance opinion on whether the (consolidated) non-financial report is prepared, in all material respects, in accordance with the reporting criteria. The reporting criteria consist of the Sustainability Reporting Standards GRI Standards: Core Option issued by the Global Sustainability Standards Board (GSSB) as well as the requirements for the report stated in § 243b and § 267a UGB (NaDiVeG).

Further, based on our audit procedures, our responsibility is to express an opinion with limited assurance as to whether any matters have come to our attention that cause us to believe that the disclosed EU taxonomy information has not been prepared, in all material respects, in accordance with Regulation (EU) 2020/852 (Taxonomy Regulation) and the accompanying Delegated Regulations (EU)2021/2178 and (EU) 2021/2139.

We conducted our engagement in accordance with the International Standard on Assurance Engagements ISAE 3000 (Revised), “Assurance Engagements Other Than Audits or Reviews of Historical Financial Information” issued by the International Auditing and Assurance Standards Board (IAASB) in order to obtain limited assurance on the subject matters.

ISAE 3000 (Revised) requires us to plan and perform the engagement in a way that enables us to obtain limited assurance that nothing has come to our attention that causes us to believe that the (consolidated) non-financial report has not, in any material aspect been prepared in accordance with the reporting criteria of GRI Standards: Core option, § 243b and § 267a UGB (NaDiVeG), as well as the disclosed information on the EU taxonomy have been prepared in accordance with Regulation (EU) 2020/852 (Taxonomy Regulation) and the supplementary Delegated Regulations (EU)2021/2178 and (EU) 2021/2139.

In a limited assurance engagement, the evidence-gathering procedures are more limited than in a reasonable assurance engagement and therefore, less assurance can be obtained. The choice of audit procedures lies in the due discretion of the auditor.

As part of our audit, we have performed, inter alia, the following audit procedures and other activities as far as they are relevant to the limited assurance engagement:

- _ Interview of the employees named by Erste Group Bank AG regarding the sustainability strategy, sustainability principles and sustainability management
- _ Interview of employees named by Erste Group Bank AG to assess the methods of data collection, data processing and internal controls
- _ Comparison of the non-financial disclosures shown in the (consolidated) non-financial report with the calculation documents provided
- _ Execution of a media analysis
- _ Video conference with the people responsible for the non-financial indicators of Erste Bank Hungary Zrt. and Steiermärkische Bank und Sparkassen Aktiengesellschaft
- _ Review of the disclosed information on the EU taxonomy for compliance with Regulation (EU) 2020/852 (Taxonomy Regulation) and the supplementary Delegated Regulations (EU)2021/2178 and (EU) 2021/2139
- _ Furthermore, we conducted procedures regarding whether the reporting requirements of § 243b and § 267a UGB (NaDiVeG) were met with the (consolidated) non-financial report.

We believe that the audit evidence we have obtained is sufficient and appropriate to provide a basis for our opinion.

The subject matter of our engagement is neither an audit of financial statements nor a review of financial statements. Likewise, neither the detection and clarification of criminal offences, such as embezzlement or other acts of breach of trust and administrative offenses, nor the assessment of the effectiveness and efficiency of the management is the subject of our engagement.

Summarised Conclusion

Based on our work and the evidence we have obtained, nothing has come to our attention that causes us to believe that the (consolidated) non-financial report of Erste Group Bank AG as of December 31, 2021 has not, in any material aspects, been prepared in accordance with the reporting criteria of the Sustainability Reporting Standards (GRI Standards: Core option) issued by the Global Sustainability Board (GSSB).

Furthermore, nothing has come to our attention that causes us to believe that the reporting requirements of § 243b and § 267a UGB (NaDiVeG) are not met with the (consolidated) non-financial report.

Furthermore, based on our audit procedures, nothing has come to our attention that causes us to believe that the EU taxonomy information disclosed is not prepared, in all material respects, in accordance with Regulation (EU) 2020/852 (Taxonomy Regulation) and the accompanying Delegated Regulations (EU)2021/2178 and (EU) 2021/2139.

Engagement approach

The basis for this engagement are the “General Conditions of Contract for the Public Accounting Professions”, as issued by the Chamber of Tax Advisers and Auditors in Austria (refer to appendix). In accordance with chapter 7 of these terms and conditions, our liability shall be limited to intent and gross negligence. In cases of gross negligence, the maximum liability is limited to a maximum of five times the fee. This amount constitutes a total maximum liability cap, which may only be utilised once up to this maximum amount, even if there is more than one claimant or more than one claim has been asserted.

Vienna
March 8, 2022

Deloitte Audit Wirtschaftsprüfungs GmbH

(signed by:)
Mag. Gerhard Marterbauer
Austrian Certified Public Accountant

(signed by:)
Mag. Thomas Becker
Austrian Certified Public Accountant

(Consolidated) corporate governance report

Erste Group Bank AG is a stock corporation established according to Austrian law and since 2003 has declared its commitment to complying with the rules of the Austrian Code of Corporate Governance (Austrian CCG – see www.corporate-governance.at) with the objective of ensuring responsible and transparent corporate governance. In addition, the management board adopted a Statement of Purpose in 2015. This statement reaffirms and states in more detail the purpose of Erste Group Bank AG to promote and secure prosperity throughout the region in which Erste Group is active. Building on this Statement of Purpose, a Code of Conduct defines binding rules for day-to-day business. Erste Group values responsibility, respect and sustainability in pursuing its business activities. The Code of Conduct therefore helps to protect the reputation of Erste Group and to strengthen stakeholder confidence.

The Corporate Governance Report has been prepared in accordance with sections 243c and 267b of the Austrian Commercial Code and Rules 60 et seq. of the Austrian CCG and combines the corporate governance report of Erste Group Bank AG, the parent, and the consolidated corporate governance report in one single report. The management board has also prepared a (consolidated) non-financial report in accordance with sections 243b and 267a of the Austrian Commercial Code for the financial year 2021, which is released as part of the annual report. Beginning with the 2020 financial year, information on the total remuneration of individual members of the management board or the supervisory board and on the principles governing the remuneration policy are no longer disclosed in this consolidated corporate governance report, but in a separate remuneration report pursuant to section 78e Austrian Stock Corporation Act.

In the 2021 financial year, Erste Group Bank AG complied with all L-Rules (Legal Requirements – mandatory legal norms) and R-Rules (Recommendations – these rules are more similar to recommendations; non-compliance does not need to be disclosed or explained) as well as – with two exceptions – all C-Rules (Comply-or-Explain – deviations are permitted but must be explained) of the Austrian CCG. The deviations are described and explained below:

- Pursuant to C-Rule 2 of the Austrian CCG, shares are to be construed in accordance with the principle of one share – one vote, i.e. investors have one vote per share and no right to nominate members to the supervisory board. Under Erste Group Bank AG's articles of association (Art. 15.1), DIE ERSTE österreichische Spar-Casse Privatstiftung is, however, granted the right to nominate up to one third of the members of the supervisory board to be elected by the shareholder meeting as long as it is liable for all present and future liabilities of Erste Group Bank AG in case of its insolvency according to section 92 para 9 of the Austrian Banking Act. The Privatstiftung has not exercised this right to date.

- Pursuant to C-Rule 52a of the Austrian CCG, the number of supervisory board members (without employees' representatives) shall be ten at most. In 2021, the supervisory board of Erste Group Bank AG comprised twelve members elected by the annual general meeting. The deviation from C-Rule 52a of the Austrian CCG is due to the size of Erste Group and its market position in seven core markets in Central and Eastern Europe as well as to the fact that the supervisory board must perform a multitude of financial-market-related and prudential review and oversight duties. Moreover, the supervisory board must meet various criteria to comply with diversity requirements.

The management board is responsible for managing the company as required for the benefit of the company taking into account the interests of the shareholders and the employees as well as public interest. The management board takes its decisions in compliance with the articles of association and its internal rules as well as the Statement of Purpose.

Selection and assessment of members of management bodies

The qualification requirements for members of the management bodies (management board and supervisory board) of Erste Group Bank AG are governed by the internal guidelines for the selection and assessment of members of the management and supervisory boards (Suitability Policy). These guidelines define, in accordance with applicable legal provisions, the internal framework for the selection and assessment of members of the management bodies. The assessment of proposed and appointed members of management bodies is based on the following criteria: personal reputation, professional qualifications and required experience as well as potential conflicts of interest, independence, time availability, overall composition of the management or supervisory board and diversity.

Training and development

To maintain an appropriate level of professional qualification of members of the management bodies, Erste Group regularly organises events and seminars for members of the management board and supervisory board and facilitates their participation in external training events. The in-house training programme in 2021 covered the following matters, for example: training about the rights and obligations of a supervisory board, specifically the supervisory board of a holding company, crypto-currencies as well as digital currencies in general, the law on banking supervision and the application of acts of law of relevance to banks, cybersecurity and other IT matters, and remuneration systems, including variable remuneration.

MANAGEMENT BOARD

In 2021, the management board consisted initially of seven then six members.

Management board member	Year of birth	Date of initial appointment	End of current period of office
Bernhard Spalt (Chairman)	1968	1 July 2019	30 June 2023
Ingo Bleier	1970	1 July 2019	30 June 2026
Stefan Dörfler	1971	1 July 2019	31 December 2023
Alexandra Habeler-Drabek	1970	1 July 2019	31 December 2023
David O'Mahony	1965	1 January 2020	31 December 2022
Maurizio Poletto	1973	1 January 2021	31 December 2023
Thomas Schaufler	1970	1 January 2021	31 October 2021

Thomas Schaufler resigned from the management board as of 31 October 2021. On 16 December 2021, the supervisory board

extended Ingo Bleier's management board mandate until 30 June 2026.

Management board member	Areas of responsibility
1 January to 31 October 2021	
Bernhard Spalt (Chairman)	Group Human Resources, Human Resources, Group Secretariat, Group Audit, Brand Strategy & Communications, Group Investor Relations, Group Strategy, Group Board Support & Corporate Affairs, Group Sustainability Office, Social Banking Development
Ingo Bleier	Group Corporates, Group Commercial Real Estate, Group Markets, Group Product and Business Management C. and M., Group Research
Stefan Dörfler	Group ALM, Group Portfolio Management & Governance, Group Data Management and Reporting, Group Accounting and Group Controlling
Alexandra Habeler-Drabek	Group Compliance, Credit Risk Methods, Retail Risk Management, Credit Risk Portfolio, Group Legal, Corporate Risk Management, Enterprise wide Risk Management, Group Liquidity and Market Risk Management
David O'Mahony	CIO Group Functions, Group Architecture, Banking Services, Group Security, Governance and Steering
Maurizio Poletto	Innovation Hub (Erste Hub), Platform Governance
Thomas Schaufler	Group Retail Strategy
Starting with 1 November 2021	
Bernhard Spalt (Chairman)	Group Human Resources, Human Resources, Group Secretariat, Group Audit, Brand Strategy & Communications, Group Investor Relations, Group Strategy, Group Board Support & Corporate Affairs, Group Sustainability Office, Social Banking Development
Ingo Bleier	Group Corporates, Group Commercial Real Estate, Group Markets, Group Product and Business Management C. and M., Group Research, Group Retail Strategy (temporarily)
Stefan Dörfler	Group ALM, Group Portfolio Management & Governance, Group Data Management and Reporting, Group Accounting and Group Controlling
Alexandra Habeler-Drabek	Group Compliance, Credit Risk Methods, Retail Risk Management, Credit Risk Portfolio, Group Legal, Corporate Risk Management, Enterprise wide Risk Management, Group Liquidity and Market Risk Management
David O'Mahony	CIO Group Functions, Group Architecture, Banking Services, Group Security, Governance and Steering
Maurizio Poletto	Innovation Hub (Erste Hub), Platform Governance

Management positions in subsidiaries

Stefan Dörfler

Erste Bank der oesterreichischen Sparkassen AG, management board member (since 1 January 2022)

Alexandra Habeler-Drabek

Erste Bank der oesterreichischen Sparkassen AG, management board member

Thomas Schaufler

Erste Bank der oesterreichischen Sparkassen AG, management board member (until 31 October 2021)

Supervisory board mandates and similar functions

As of 31 December 2021, the management board members held the following supervisory board mandates or similar functions in domestic or foreign companies or material subsidiaries of Erste Group Bank AG (the latter are marked with *).

Bernhard Spalt

Česká spořitelna, a.s.*, Chair

Banca Comercială Română S.A.*, Vice Chair

Ingo Bleier

Erste Bank der oesterreichischen Sparkassen AG*, Member

Erste & Steiermärkische Bank d.d.* (Erste Bank Croatia), Member

Erste Bank a.d. Novi Sad*, Chair

Oesterreichische Kontrollbank Aktiengesellschaft, Member

Stefan Dörfler

Banca Comercială Română S.A.*, Member

Česká spořitelna, a.s.*, Member

Erste Digital GmbH*, Member

Slovenská sporiteľňa, a.s.*, Chair (until 31 December 2021)

Sparkassen-Haftungs GmbH*, Member

Wiener Börse AG, Member

Erste Bank der oesterreichischen Sparkassen AG*, Member

(until 31 December 2021)

Alexandra Habeler-Drabek

Erste Bank Hungary Zrt.*, Member

David O'Mahony

Erste Digital GmbH*, Chair
 Erste Bank a.d. Novi Sad*, Member
 Slovenská sporiteľňa, a.s.*, Member (from 1 February 2021)

Maurizio Poletto

Česká spořitelna, a.s.*, Member
 Erste Bank Hungary Zrt.*, Member
 Erste Digital GmbH*, Member

SUPERVISORY BOARD

In the 2021 financial year, the following persons were members of the supervisory board:

Position	Name	Year of birth	Occupation	Date of initial appointment	End of the current period of office
Chairman	Friedrich Rödler	1950	Auditor and tax advisor	4 May 2004	AGM 2022
1 st Vice Chairman	Jan Homan	1947	General Manager, ret.	4 May 2004	AGM 2022
2 nd Vice Chairman	Maximilian Hardegg	1966	Entrepreneur	12 May 2015	AGM 2025
Member	Matthias Bulach	1976	Head of Financial Accounting, Control and Capital	15 May 2019	31 December 2021
Member	Henrietta Egerth-Stadlhuber	1971	Managing Director	26 June 2019	AGM 2022
Member	Jordi Gual Solé	1957	Chairman Board of Directors	17 May 2017	31 December 2021
Member	Marion Khüny	1969	Consultant	17 May 2017	AGM 2022
Member	Elisabeth Krainer Senger-Weiss	1972	Lawyer	21 May 2014	AGM 2024
Member	Friedrich Santner	1960	Managing Director	10 November 2020	AGM 2023
Member	Michael Schuster	1980	Managing Director	19 May 2021	AGM 2024
Member	András Simor	1954	Senior Vice President, ret.	10 November 2020	AGM 2023
Member	John James Stack	1946	CEO, ret.	31 May 2007	19 May 2021
Member	Michèle F. Sutter-Rüdisser	1979	Adjunct Professor	15 May 2019	AGM 2022
Delegated by the employees' council					
Member	Markus Haag	1980		21 November 2011	11 January 2022
Member	Regina Haberhauer	1965		12 May 2015	until further notice
Member	Andreas Lachs	1964		9 August 2008	until further notice
Member	Barbara Pichler	1969		9 August 2008	until further notice
Member	Jozef Pinter	1974		25 June 2015	until further notice
Member	Karin Zeisel	1961		9 August 2008	until further notice

In the 2021 financial year, the composition of the supervisory board changed as follows: The supervisory board mandate of John James Stack expired as of the end of the annual general meeting on 19 May 2021 and was not extended due to the age limit for supervisory board members specified in the articles of association of Erste Group Bank AG. Michael Schuster was newly

elected to the supervisory board at the annual general meeting. Matthias Bulach und Jordi Gual Solé resigned from the supervisory board as of 31 December 2021. Consequently, Markus Haag's delegation to the supervisory board was revoked pursuant to section 110 of the Labour Constitution Act (ArbVG) on 11 January 2022.

Membership in supervisory board committees

Committee memberships are as follows:

	Executive committee	Nomination committee	Audit committee	Risk committee	Remuneration committee	IT committee
Chairman	Friedrich Rödler	Friedrich Rödler	Friedrich Rödler (financial expert)	Maximilian Hardegg	Friedrich Rödler (remuneration expert)	Maximilian Hardegg
Vice Chairman	Jan Homan	Jan Homan	Maximilian Hardegg	Jan Homan	Jan Homan	Friedrich Rödler
Member	Maximilian Hardegg	Maximilian Hardegg	Matthias Bulach (until 31 Dec 2021)	Henrietta Egerth-Stadlhuber	Jordi Gual Solé (until 31 Dec 2021)	Henrietta Egerth-Stadlhuber
Member	Elisabeth Krainer Senger-Weiss	Elisabeth Krainer Senger-Weiss	Jan Homan	Marion Khüny	Maximilian Hardegg	Marion Khüny
Member	Barbara Pichler	Barbara Pichler	Friedrich Santner	Elisabeth Krainer Senger-Weiss	András Simor	Michael Schuster (from 19 May 2021)
Member	Karin Zeisel	Karin Zeisel	Michèle F. Sutter-Rüdisser	Friedrich Rödler	John James Stack (until 19 May 2021)	Andreas Lachs
Member			Regina Haberhauer	Markus Haag (until 11 Jan 2022)	Michèle F. Sutter-Rüdisser (from 19 May 2021)	Barbara Pichler (from 19 May 2021)
Member			Barbara Pichler	Regina Haberhauer (from 11 Jan 2022)	Andreas Lachs	Karin Zeisel
Member			Jozef Pinter	Andreas Lachs	Barbara Pichler	
Member				Jozef Pinter	Karin Zeisel	
Substitute	Andreas Lachs	Andreas Lachs	Marion Khüny	Regina Haberhauer (until 11 Jan 2022)	Friedrich Santner	Elisabeth Krainer Senger-Weiss
Substitute	Jozef Pinter	Jozef Pinter	Andreas Lachs	Barbara Pichler (from 11 Jan 2022)	Markus Haag (until 11 Jan 2022)	Markus Haag (until 11 Jan 2022)
Substitute			Karin Zeisel	Karin Zeisel	Regina Haberhauer (from 11 Jan 2022)	Regina Haberhauer (from 11 Jan 2022)
Substitute					Jozef Pinter	Jozef Pinter

Mandates on supervisory boards or similar functions

As of 31 December 2021, supervisory board members held the following additional supervisory board mandates or similar functions in domestic or foreign companies. Material subsidiaries of Erste Group Bank AG are marked with *, listed companies are marked with **.

Friedrich Rödler

Erste Bank der oesterreichischen Sparkassen AG*, Chair
 Erste Bank Hungary Zrt.*, Member
 Sparkassen-Prüfungsverband, Chair
 Audit Oversight Body of Austria, Member

Jan Homan

Erste Bank der oesterreichischen Sparkassen AG*, Vice Chair
 FRAPAG Beteiligungsholding AG, Vice Chair
 Slovenská sporiteľňa, a.s.*, Vice Chair
 Loparex International Holding B.V., Member

Maximilian Hardegg

DIE ERSTE österreichische Spar-Casse Privatstiftung, Member
 Česká spořitelna, a.s.*, Member
 Constantia Industries AG, Member
 TIROLER SPARKASSE Bankaktiengesellschaft Innsbruck*, Member

Matthias Bulach

CaixaBank Payments & Consumer Finance E.F.C., S.A.U., Member
 BuildingCenter, S.A.U., Member

Henrietta Egerth-Stadlhuber

NÖ Kulturwirtschaft GesmbH, Member

Jordi Gual Solé

VidaCaixa S.A.U. de Seguros y Reaseguros, Chair
 Telefónica S.A.***, Member

Marion Khüny

KA Finanz AG, Member

Elisabeth Krainer Senger-Weiss

Gebrüder Weiss Holding AG, Vice Chair
 Gebrüder Weiss Gesellschaft m.b.H., Vice Chair
 Banca Comercială Română S.A.*, Member

Friedrich Santner

Steiermärkische Bank und Sparkassen Aktiengesellschaft*, Chair
 Styria Media Group AG, Chair
 SAG Immobilien AG, Chair

Michèle F. Sutter-Rüdisser

Spital Thurgau AG, Member
 Helsana Versicherungen AG, Member
 Graubündner Kantonalbank AG**, Member

Michael Schuster and András Simor did not hold any mandates on supervisory boards or similar functions in domestic or foreign companies as of 31 December 2021.

Member of the supervisory board retiring after the 2021 annual general meeting:

John James Stack

Ally Bank, Member
 Ally Financial Inc.**, Member
 Česká spořitelna, a.s.*, Chair (until 26 April 2021)
 Mutual of America Capital Management, Member

Members delegated by the employees' council:

Regina Haberhauer

Erste Asset Management GmbH*, Member

Andreas Lachs

VBV-Pensionskasse Aktiengesellschaft, Member

Barbara Pichler

DIE ERSTE österreichische Spar-Casse Privatstiftung, Member

Markus Haag (until 11 January 2021), Jozef Pinter and Karin Zeisel did not hold any mandates on supervisory boards or similar functions in domestic or foreign companies.

Mechanism for shareholders and employees to provide recommendations and direction to the supervisory board

In accordance with the law and the articles of association, the employees' council has the right to delegate one member from among its ranks for every two members appointed by the annual general meeting (statutory one-third parity rule). If the number of shareholder representatives is an odd number, then one more member is appointed as an employee representative.

Measures to avoid conflicts of interest

Every year, the members of the supervisory board are obligated to consider the regulations of the Austrian CCG regarding conflicts of interest. Furthermore, new members of the supervisory board receive comprehensive information regarding the avoidance of conflicts of interest when taking up their supervisory board functions.

Independence of the supervisory board

Pursuant to C-Rule 53 of the Austrian CCG, the majority of the members of the supervisory board elected by the annual general meeting or delegated by shareholders in accordance with the articles of association shall be independent of the company and its management board. A member of the supervisory board is deemed to be independent if such person does not have any business or personal relations with the company or its management that would constitute a material conflict of interest and, therefore, might influence the member's conduct. The supervisory board adheres to the independence criteria guidelines as set out in Annex I of the Austrian CCG.

- _ The supervisory board member shall not have been a member of the management board or a managing employee of the company or of a subsidiary of the company in the past five years.
- _ The supervisory board member shall not have or not have had in the past year any business relations with the company or a subsidiary of the company to an extent of significance for the supervisory board member. This shall also apply to business relations with companies in which the supervisory board member has a significant economic interest but not to positions held in the Group's managing bodies. The approval of individual transactions by the supervisory board pursuant to L-Rule 48 does not automatically qualify the respective supervisory board member as not being independent.
- _ The supervisory board member shall not have served as auditor for the company or been involved in an audit or worked as an employee of the audit firm that audited the company in the past three years.
- _ The supervisory board member shall not serve as a management board member at another company in which a member of the company's management board is a supervisory board member.
- _ The supervisory board member shall not serve on the supervisory board for more than 15 years. This shall not apply to members of the supervisory board that hold investments with a business interest or that represent the interests of such a shareholder.
- _ The supervisory board member shall not be a close family member (child, spouse, life partner, parent, uncle, aunt, sibling, niece, nephew) of a member of the management board or of persons holding one of the positions described in the points above.

Based on the above criteria, all supervisory board members have declared their independence with the exception of Friedrich Rödler and Jan Homan. Friedrich Rödler and Jan Homan have been serving on the supervisory board for more than 15 years.

No member of the supervisory board holds directly or indirectly more than 10% of the shares of Erste Group Bank AG. In 2021, two members of the supervisory board (Maximilian Hardegg and Barbara Pichler) served on a management body of DIE ERSTE österreichische Spar-Casse Privatstiftung, which holds more than 10% of the shares of Erste Group Bank AG.

Self-evaluation of the supervisory board

At its meetings of 20 January 2021 and 23 March 2021, the nomination committee performed an evaluation of the activities of the supervisory board and its committees for 2020. It discussed, for example, the supervisory board members' attendance at supervisory board and committee meetings in 2020, assessed the efficiency of the supervisory board's activities, organisation and working practice and undertook a critical review of the composition of committees. Potential conflicts of interest of management board and supervisory board members as well as the requirements of section 29 no 6 and no 7 of the Austrian Banking Act were considered, and the number of mandates and secondary activities of management and supervisory board members were reviewed. Taking into account the reports from the meetings of the nomina-

tion committee, the supervisory board announced at its meeting on 25 March 2021 that an external consultant would be called in to support its self-evaluation pursuant to C-Rule 36 of the Austrian CCG. The findings reported by this external consultant were subsequently discussed and the evaluation for 2020 was concluded with a positive assessment on 25 June 2021 in the course of the supervisory board's strategy retreat. At its meeting of 16 February 2022, the nomination committee considered, among other things, potential conflicts of interest of supervisory board members and evaluated the supervisory board's attendance at supervisory board and committee meetings in 2021. The supervisory board's self-evaluation for 2021 will be continued and completed in the course of the year.

Contracts subject to approval (C-Rule 49 Austrian CCG)

No contracts have been entered into that would require approval pursuant to section 95 para 5 no 12 of the Austrian Stock Corporation Act.

SUPERVISORY BOARD COMMITTEES AND THEIR DECISION-MAKING POWERS

The supervisory board has set up six committees: the risk committee, the executive committee, the audit committee, the nomination committee, the remuneration committee and the IT committee. Some of these committees are required by law and support the supervisory board in preparing and stating its position on all matters that the supervisory board is required to deal with. The supervisory board moreover has the right, within its statutory remit, to transfer decision-making powers to committees or to withdraw powers from the committees.

Risk committee

The risk committee advises the management board with regard to the bank's current and future risk appetite and risk strategy and monitors the implementation of this risk strategy. The committee also reviews whether the services and products offered are adequately priced in accordance with the bank's business model and risk strategy. Without prejudice to the duties of the remuneration committee, the risk committee is also responsible for reviewing whether the incentives offered by the internal remuneration system adequately take into account risk, capital, liquidity and the probability and timing of profit realisation. The risk committee is responsible for granting approval in all those cases in which loans and exposures or large exposures reach an amount exceeding the approval authority of the management board defined in the approval authority regulation. The approval of the risk committee is required for large loans as defined in section 28b of the Austrian Banking Act. In addition, it may grant advance approvals to the extent permitted by law. The risk committee is responsible for monitoring the risk management of Erste Group Bank AG. The supervisory board has delegated to the risk committee the right to approve the establishment and closure of branches and to grant special statutory power of attorney (Prokura) or commercial power (Handlungsvollmacht) for all business operations. The committee

is responsible for monitoring the Group's portfolio of participations except in cases where this is the responsibility of the audit committee. The tasks of the risk committee include the acknowledgement of reports on legal disputes as well as on important audits of subsidiaries conducted by regulatory authorities. In addition, the risk committee is responsible for reviewing potential stress scenarios in order to assess how the bank's risk profile reacts to external and internal events. Furthermore, the risk committee assesses recommendations of internal and external auditors and monitors the appropriate implementation of measures taken that are not covered by reports of other committees. It also advises and supports the supervisory board in monitoring current and future risk appetite and the risk strategy and submits recommendations on required adjustments to the risk strategy to the supervisory board. Pursuant to the non-legally binding *Expectations for Banks* document published by the Single Resolution Board (SRB) on 1 April 2020, the risk committee is also tasked with taking note of regular reports on activities relating to Erste Group's resolution planning and resolvability.

Executive committee

The executive committee meets on an ad hoc basis at the supervisory board's request for the purpose of preparing specific topics for meetings or for circular resolutions. The committee may also be assigned the power to take final decisions. In case of imminent danger and to prevent significant damage, the executive committee may be convened by its chairperson in order to take action in the interest of the company even without a specific mandate from the supervisory board.

Audit committee

The audit committee is responsible for overseeing the accounting process; monitoring the implementation of accounting policies; monitoring the effectiveness of the company's internal control system, internal audit system and risk management system; overseeing the annual audit of single-entity and consolidated financial statements; reviewing and supervising the independence of the auditor (Group auditor), in particular with respect to the additional services rendered to the audited company and the group companies; submitting a report on the results of the annual audit to the supervisory board and explaining how the annual audit has affected the reliability of financial reporting and the role of the audit committee in doing so; reviewing the annual financial statements and preparing their approval; reviewing the proposal for the allocation of profits, the management report and the (consolidated) corporate governance report as well as the (consolidated) non-financial report and submitting a report on the results of the review to the supervisory board; reviewing the consolidated financial statements of the group and the group management report and submitting the report on the results of the review to the supervisory board; selecting, if required, an external auditor for auditing the (consolidated) corporate governance report and the (consolidated) non-financial report; carrying out the procedure for the selection of the auditor (group auditor), taking into account the appropriateness of the fees and recommending the appointment of the auditor

(group auditor) to the supervisory board; recommending the renewal of the auditor's (group auditor's) mandate to the supervisory board; acknowledging the additional report of the auditor and discussing this report; acknowledging timely information on the focal points of the audit and submitting proposals for additional focal points of the audit; taking note of the annual financial statements of material subsidiaries and of the participations report; acknowledging the audit plan of the company's internal audit function; acknowledging information on current matters relevant to the internal audit of the Group and on the efficiency and effectiveness of the internal audit; acknowledging the internal auditors' report on the audit areas and material audit findings and the activity report pursuant to Article 25 (3) in conjunction with Article 24 of the Delegated Regulation (EU) 2017/565; in the case of on-site inspection conducted by supervisory authorities acknowledging the inspection report, the report on the contents of the plan to address identified findings and/or the result of administrative proceedings initiated on the basis of the identified findings; acknowledging immediate information on material findings of the auditor, the internal audit function or an audit conducted by a regulatory authority; acknowledging immediate information on loss events that could exceed 5% of consolidated equity or 10% of the budgeted net result; acknowledging reports of the management board on current developments and compliance regarding corporate governance and anti-money laundering rules; acknowledging the compliance activity report pursuant to Article 25 (3) in conjunction with Article 22 of the Delegated Regulation (EU) 2017/565. The audit committee is also responsible for preparing supervisory board decisions concerning the approval of the conclusion of a material transaction pursuant to section 95a of the Austrian Stock Corporation Act (AktG) and overseeing its execution as well as overseeing and periodically (re-)assessing this material transaction; taking note of cases of damage or loss at Erste Group that are reported to the audit committee by internal audit as part of significant audit findings provided they exceed thresholds previously defined by the audit committee; pre-consenting to the removal of the head of internal audit from their position and involvement in the process of filling the position of head of internal audit. Pursuant to the – non-legally binding – *Expectations for Banks* document published by the Single Resolution Board (SRB) on 1 April 2020, the audit committee is tasked with monitoring the effectiveness of Erste Group Bank AG's internal quality control with regard to resolution-relevant information, including rules ensuring the completeness and accuracy of data, by regularly receiving, reviewing and taking into account audit reports on this theme. Pursuant to section 92 para 4a no 3 Austrian Stock Corporation Act and section 30g para 4a no 3 Austrian Limited Liability Companies Act, the audit committee may also take on the tasks and other duties of the audit committee for subsidiaries in which Erste Group Bank AG directly or indirectly holds an interest of at least 75%.

Nomination committee

Meetings of the nomination committee are held as needed (at least once a year) or when a member of the committee or of the manage-

ment board requests a meeting. The nomination committee submits proposals to the supervisory board for filling management board mandates that become vacant and deals with issues of succession planning. The committee decides on the employment contracts for members of the management board. It deals with and decides on relationships between the company and the members of the management board except for resolutions to appoint members to the management board or revoke such appointments and on the granting of company stock options. Furthermore, the nomination committee supports the supervisory board in making proposals to the annual general meeting for filling supervisory board mandates that have become vacant. In filling vacant management board and supervisory board mandates, the focus is in particular on the members' personal and professional qualifications, but also a well-balanced board composition in terms of expertise, a well-balanced and broad range of knowledge, skills and experience of the members on each body (collective suitability) and on aspects of diversity. The nomination committee also defines a target quota for the underrepresented gender and develops a strategy to achieve this target. The nomination committee furthermore adopts the internal policy for dealing with conflicts of interest for the management board and the supervisory board, monitors compliance with it and regularly reports to the supervisory board on existing conflicts of interest and the measures taken to control them. The nomination committee must ensure that the management board's and the supervisory board's decision-making processes are not dominated by one single person or a small group of persons. The nomination committee periodically assesses the management board's and the supervisory board's structure, size, composition and performance and submits proposals for changes to the supervisory board, if necessary. In addition, the nomination committee must conduct periodic assessments of the expertise, skills and experience of both the management board members and the individual members of the supervisory board as well as of each body in its entirety and report its findings to the supervisory board. As regards the selection for senior management positions, the nomination committee must review actions taken by the management board and supports the supervisory board in making recommendations to the management board.

Remuneration committee

The remuneration committee prepares resolutions on remuneration matters, including resolutions that have an impact on the bank's risk and risk management and must be passed by the supervisory board. The remuneration committee approves the general principles of remuneration policy, reviews them regularly and is also responsible for their implementation. The committee monitors remuneration policy, remuneration practices and remuneration-linked incentive programmes in relation to the control, monitoring and containment of risks, the capital base and liquidity, with due regard to the long-term interests of the bank's shareholders, investors and employees as well as the national interest in a well-functioning banking system and financial market stability. The committee approves exceptions from the application of the remuneration policy to individual staff members of the company and monitors the payment of variable remuneration to members of the

management board and to the company's second management level as well as to management board members of major subsidiaries. It furthermore reviews the (variable) remuneration of senior managers of the company performing independent control functions such as risk management and compliance and of staff members having a significant impact on the company's risk profile. In addition, it approves the identification of employees having a significant impact on the company's risk profile and reviews the criteria on which the management board's decision is based as well as the procedure used in taking such decisions. The committee also ensures that information on the remuneration policy and practices provided to shareholders is appropriate. Once a year, the committee is presented with a comprehensive report on the remuneration system including key performance indicators as well as a report on the situation regarding personnel and management in the Group. The remuneration committee also prepared the principles for the remuneration of management and supervisory board members pursuant to sections 78a and 98a of the Austrian Stock Corporation Act (Remuneration Policy according to Austrian Stock Corporation Act). In addition, it is responsible for preparing the report on the remuneration of management and supervisory board pursuant to sections 78a and 98a of the Austrian Stock Corporation Act (Remuneration Report according to Austrian Stock Corporation Act), reviewing it and, subsequently, reporting the audit findings to the supervisory board and, if required, selecting the external auditor for the audit of the remuneration report.

IT committee

The IT committee monitors and supervises IT-related issues and IT strategy in general. In addition, the IT committee is also responsible for taking note of IT reports, of reports on the IT outsourcing strategy and on the outsourcing of IT-related functions; taking note of the Group IT budget; of reports on the status of the IT support function and on the development of key IT initiatives and projects; monitoring the capacity and performance of systems, operating continuity and crisis management, data security, computer and network security and taking note of critical changes in the organisational structure and responsibilities of the IT department.

MEETINGS OF THE SUPERVISORY BOARD AND REPORT ON PRINCIPAL ACTIVITIES

Seven meetings of the supervisory board were held in the 2021 financial year.

At the ordinary meetings of the supervisory board, the respective monthly developments of the balance sheet and the income statement were presented and reports were given on individual risk types and the bank's total risk exposure; the status of individual bank subsidiaries in Central and Eastern Europe was discussed, and quarterly reports were delivered on the areas audited and on the internal audit department's material audit findings pursuant to section 42 para 3 of the Austrian Banking Act. The chairpersons of the committees reported on the main topics dealt with by the

committees since the last supervisory board meeting. Recurring topics at supervisory board meetings in 2021 were reports on Erste Group's view of the current Covid-19 situation as well as of current regulatory developments in the banking environment and their impact on Erste Group. The management board regularly presented proposals to the supervisory board that required its approval under the law, the articles of association and internal rules.

At the meeting of 25 March 2021, the 2020 financial statements and management report, the 2020 consolidated financial statements and management report, the 2020 (consolidated) corporate governance report as well as the 2020 (consolidated) non-financial report were extensively discussed and reviewed; the auditors' reports and the audit committee's report pursuant to section 63a para 4 no 5 Austrian Banking Act were discussed and the 2020 financial statements were adopted in accordance with the recommendation of the audit committee. It was also decided to propose PwC Wirtschaftsprüfung GmbH to the annual general meeting in 2021 as an additional auditor of the (consolidated) financial statements for the 2022 financial year. The supervisory board's report pursuant to section 96 Austrian Stock Exchange Act was discussed at length and approved. The report on the assessment of the effectiveness of risk management was submitted to the supervisory board by the chairman of the audit committee, and the list prepared pursuant to C-Rule 82a of the Austrian CCG was taken note of. The annual report of the supervisory board on loans to board members pursuant to section 28 para 4 of the Austrian Banking Act was discussed and approved. In addition, the supervisory board performed a self-evaluation pursuant to C-Rule 36 of the Austrian CCG, took note of the report on the evaluation of the supervisory board by the nomination committee pursuant to section 29 of the Austrian Banking Act and decided to call in an external consultant to continue the evaluation. The rules of procedure of the risk committee were amended.

At the meeting of 14 April 2021, which was also attended by members of the supervisory authorities' Joint Supervisory Team, who gave presentations and answered questions raised by supervisory board members, note was taken of the annual report of Group Compliance, the report on the collective suitability of the supervisory board and the annual report on conflicts of interest. In addition, the group-wide diversity policy and the goals specified for it were defined and approved, reports of management board members on their respective areas of responsibility were taken note of and resolution proposals for the annual general meeting in May 2021 were discussed and approved. The management board's variable remuneration and the remuneration report prepared for the 2020 financial year pursuant to the Austrian Stock Corporation Act as well as the remuneration policy pursuant to the Austrian Stock Corporation Act were adopted.

At the constituent meeting of 19 May 2021 held after the annual general meeting, the members of the supervisory board's remuneration committee and the IT committee were newly elected.

The composition of the other committees of the supervisory board remained unchanged.

At the meeting of 24 June 2021, note was taken of reports delivered by the management board of Erste Group Bank AG. In addition, a report on Erste Group's capital market activities was discussed. The group-wide diversity policy and framework plans for the issuance of certificates and warrants were adopted.

At the meeting of 16 September 2021, the supervisory board took note of the reports of the management board. Erste Group's strategy and a number of key matters were discussed with the management board in great depth. An update on the situation in the capital market and the Group Recovery Plan were taken note of. A bid to be made for the acquisition of a bank was approved and comments were made on an extraordinary general meeting of Erste Group Bank AG to be held in 2021. Resolutions were passed on the procedure to be followed with regard to the external audit of the (consolidated) non-financial report and the remuneration report pursuant to the Austrian Stock Corporation Act. The resignation of Thomas Schaufler from the management board of Erste Group Bank AG as of 31 October 2021 was taken note of.

At the meeting of 19 October 2021, the supervisory board adopted the recommendation to the 2021 general meeting on the appropriation of profit after extensive debate and agreed to convene the general meeting. Reports of the management board, including a strategy update, were taken note of. Succession planning for Retail was discussed. The rules of procedure of the audit committee and the remuneration committee were amended and resolutions were passed on management board remuneration.

At the meeting of 16 December 2021, reports of the management board and on cyber risk were taken note of. Erste Group's strategy was discussed and the status report on a subsidiary bank was taken note of. Ingo Bleier's management board mandate was extended as recommended by the nomination committee. In addition, the supervisory board changed the remuneration policy pursuant to the Austrian Stock Corporation Act and adopted Erste Group's capital plan for the 2022 to 2026 financial years as well as the budget, the investment plan and the capital plan of Erste Group Bank AG for 2022 to 2026, an update of the participation guidelines and general resolutions on the implementation of a new employee share programme. An anticipatory resolution was made pursuant to section 95 para 5 no 12 of the Austrian Stock Corporation Act and a resolution was adopted on long-term funding activities in the 2022 financial year. At the end of December 2021, the rules of procedure of the audit committee were approved by circular resolution.

At a strategy retreat held on 24 and 25 June 2021, the supervisory board considered strategies for Erste Group comprehensively and in great depth. The management board and other experts were invited to join in more detailed debates. In addition, the supervi-

sory board completed its evaluation pursuant to C-Rule 36 Austrian CCG, taking into account the recommendations and findings of the external consultant.

MEETINGS OF THE COMMITTEES AND REPORT ON ACTIVITIES

The risk committee held sixteen meetings in 2021, at which it regularly took decisions on exposures and loans exceeding the powers of the management board, was briefed on loans granted within the scope of authorisation of the management board and approved the granting of statutory powers of attorney (Prokura). The committee was regularly informed on the risk strategy, risk appetite, the monitoring required to comply with these limits, individual risk types, risk-bearing capacity and large exposures. Furthermore, reports were given on current regulatory risk topics, on compliance matters at single-entity and group levels, cyber risk management, the impact on non-financial standards on lending and the situation of specific sectors and industries, including the real estate and automotive industries and the resulting impact on the risk strategy. Further items on the agenda were audits by supervisory authorities, internal risk models, an update on the Graben project and various legal disputes. Reports were regularly delivered on risk development in individual countries and subsidiaries. Without prejudice to the duties of the remuneration committee, the risk committee members were also informed on whether the incentives offered by the internal remuneration system adequately account for risk, capital, liquidity and the probability and timing of profit realisation. Also on the agenda were reports on stress tests. In addition, the members of the risk committee were informed about developments in the corporate workout portfolio in general and major workout cases in particular. A strong focus was also on the economic fallout of the Covid-19 pandemic and its implications for Erste Group.

The executive committee held two meetings in 2021 to consider the fulfilment of conditions for the payout of the dividend for the 2019 financial year as agreed by the annual general meeting on 10 November 2020 and to discuss the potential acquisition of a bank in depth.

The audit committee met seven times in 2021 and, in addition, held one informal meeting to prepare the meeting on the review of the (consolidated) financial statements. The external auditors were present at all meetings. Among other things, the auditors reported on the audit of the single-entity and consolidated financial statements for 2020 and the audit committee subsequently conducted the final discussion. The financial statements and the management report, the consolidated financial statements and the management report as well as the (consolidated) corporate governance report and the (consolidated) non-financial report were reviewed and the financial statements recommended for approval by the supervisory board. The additional report of the auditors pursuant to Article 11 of Regulation (EU) No 537/2014 was taken note of. The head of the internal audit department reported on the

audit subjects and material audit findings for the year 2020 and, on an ongoing basis, about audit-relevant matters in the group and explained the audit plan for 2021. The internal audit department presented its reports pursuant to section 42 para 3 of the Austrian Banking Act, on the quality assurance programme and on resolution-related audit findings as well as the compliance department pursuant to Article 25 para 3 in conjunction with Article 24 of the Delegated Regulation (EU) No 565/2017. In addition, a report was delivered on the assessment of the functionality of the risk management system pursuant to Rule 83 of the Austrian CCG and on the effectiveness of the internal control system. Based on these reports, the audit committee monitored the effectiveness of the internal control system, the internal audit system and the risk management system pursuant to section 63a para 4 no 2 of the Austrian Banking Act. The audit committee also discussed its work plan for 2022 and defined agenda topics for the meetings. It was decided to recommend the renewal of the audit mandate of PwC Wirtschaftsprüfung GmbH as additional auditor of the (consolidated) financial statements for the 2023 financial year to the supervisory board. The auditors provided information about the preliminary audit of the single-entity and consolidated financial statements for 2021. In addition, discussions were held on the reports on the development of participations, the half-year report as of 30 June 2021 and the 2020 management letter. Audit reports on on-site inspections conducted by supervisory authorities were taken note of, as were reports on the contents of the plan to address the findings made. The audit committee continuously reviewed and monitored the independence of the auditors of the (consolidated) financial statements with a particular focus on non-audit services rendered for Erste Group pursuant to section 63a para 4 no 4 of the Austrian Banking Act. Among other things, the audit committee gave pre-approval to permissible non-audit services rendered by the (group) auditor and received reports on their current status. The audit committee's report on activities included in the 2020 annual report was discussed and approved. The exchange of views between the audit committee and the auditors in the absence of the management board pursuant to C-Rule 81a of the Austrian CCG was conducted in December 2021. The head of internal audit was also evaluated by the audit committee. The annual report of Group Regulatory Compliance was taken note of. The impact of the Covid-19 pandemic on Erste Group was discussed regularly, particularly from an accounting perspective.

The nomination committee held five meetings in 2021. One of the meetings reviewed whether the requirements for the extension of the contract and early re-appointment of Ingo Bleier had been met. As the result was positive, a recommendation to this effect was made to the supervisory board. In addition, the resignation of Thomas Schaufler as of 31 October 2021 was discussed and the required resolutions were passed. Succession planning for Retail was discussed by the nomination committee at great length. The nomination committee furthermore conducted a fit and proper assessment of Michael Schuster for the elections to the supervisory board at the annual general meeting of Erste Group Bank AG

on 19 May 2021. In addition, the nomination committee reviewed the evaluation of the supervisory board and the management board pursuant to C-Rule 36 of the Austrian CCG and section 29 nos 6 and 7 of the Austrian Banking Act and considered, in particular, the possible conflicts of interest and the attendance at meetings by supervisory board members. The collective suitability of the management board was likewise established, and the report on the collective suitability of the management board and the supervisory board was discussed in general, with a special focus on members' time availability. The report on the selection of senior management pursuant to section 28 of the Austrian Banking Act was taken note of.

The remuneration committee met five times in 2021 and, in addition, held one informal meeting to prepare the resolutions on the remuneration policy and the 2020 remuneration report, each pursuant to the Austrian Stock Corporation Act. The supervisory board's resolution on the management board's variable remuneration was prepared and adopted in line with the ECB recommendation. In addition, various remuneration topics relating to Erste Group Bank AG were discussed and approved, including the structure of key performance indicators, the bonus policy, including the requirements for the payment of variable remuneration components, and remuneration rules for Material Risk Takers as well as the question of which employees are subject to these rules. Supervisory board remuneration was discussed and assessed as comprehensively as that of the management board. In addition, changes to the internal remuneration policy of Erste Group Bank AG and Erste Group and the remuneration policy pursuant to section 78a Austrian Stock Corporation Act were approved, and a report was presented on the current status of the 2021 remuneration report being drawn up pursuant to section 78e Austrian Stock Corporation Act. Reports were delivered on the remuneration of directors in countries in which Erste Group operates and on the review of the internal remuneration policy by internal audit. The remuneration committee furthermore discussed a potential new employee share programme and communicated its recommendation to the supervisory board.

The IT committee met four times in 2021. The main topics were periodic updates on IT projects of Erste Group Bank AG and within Erste Group, priorities of IT activities in 2021, the timeline set for their implementation and impacts on ongoing processes. The merger of s IT Solutions AT Spardat GmbH and Erste Group IT International GmbH creating Erste Digital GmbH was supported and its implementation reported on continuously. The IT project portfolio and IT governance for Erste Group as well as IT risk management were considered on an ongoing basis. Reports were also delivered and presented on strategic priorities for 2021 and individual projects were explained in detail. At year-end, a 2021 year-end report was provided along with an outlook on Erste Group IT activities going forward. The advisor of the IT committee presented his view of developments in the banking sector in general. A major subsidiary bank provided an update on its IT development. Reports were also delivered on IT security,

outsourcing governance, the strategy concerning use of data while handling data, digitalisation and the current status of various infrastructure projects. In addition, the IT budget and IT costs were discussed, and the impact of the Covid-19 pandemic explained from an IT perspective. The restructured COO organisation was presented.

Attendance of supervisory board meetings

In 2021, all members of the supervisory board attended more than half of the supervisory board and committee meetings that took place after their election or delegation to the supervisory board or before their resignation from their mandate or revocation of their delegation.

Furthermore, in 2021, the ordinary members of the supervisory board or their substitutes, if applicable, attended in person, by videoconferencing or teleconferencing at least half of the committee meetings held after their election or delegation to the supervisory board or before resigning from their mandate or their delegation being revoked.

The following table shows the attendance of meetings by ordinary members without accounting for the attendance of substitute members. In the exceptional circumstances caused by Covid-19 in 2021, members attending virtual meetings only via acoustic channels are still considered to be in regular attendance in all regards under an ordinance issued by the Federal Ministry of Justice.

Meeting attendance

Name	Supervisory board (7 meetings)	Risk committee (16 meetings)	Executive-committee (2 meeting)	Audit committee (7 meetings)	Nomination committee (6 meetings)	Remuneration committee (5 meetings)	IT committee (4 meetings)
Friedrich Rödler	100%	100%	100%	100%	100%	100%	100%
Jan Homan	100%	100%	100%	100%	100%	100%	
Maximilian Hardegg	100%	88%	50%	86%	67%	100%	100%
Matthias Bulach	100%			100%			
Henrietta Egerth-Stadlhuber	100%	81%					100%
Jordi Gual Solé	100%					80%	
Marion Khüny	100%	100%					100%
Elisabeth Krainer Senger-Weiss	100%	100%	100%		100%		
Friedrich Santner	100%			100%			
Michael Schuster	100% ²						100% ²
András Simor	100%					100%	
John James Stack	100% ¹					100% ¹	
Michèle F. Sutter-Rüdisser	100%			86%		100% ²	
Markus Haag	100%	88%					
Regina Haberhauer	71%			86%			
Andreas Lachs	86%	81%				60%	100%
Barbara Pichler	100%		50%	86%	100%	60%	100% ²
Jozef Pinter	100%	94%		86%			
Karin Zeisel	100%		100%		100%	80%	100%

¹ member until 19 May 2021, ² member since 19 May 2021

PROMOTING WOMEN TO MANAGEMENT BOARDS, SUPERVISORY BOARDS AND MANAGING POSITIONS

Promoting women and achieving a balanced representation of women and men in management positions has long been a priority within Erste Group. In 2021, women held 48.2% (2020: 50.4%) of all management positions in the Holding and local banking subsidiaries (i.e. the levels 1 to 4). The proportion of women in top management positions (i.e. the levels 1 and 2, board members and board minus 1 level) in the Holding and the local banking subsidiaries stood at 25.3% (2020: 26.6%). The highest shares of women in top positions were reported by Erste Bank Serbia (42.9%), Erste Bank Croatia (33.3%) and Banca Comercială Română (32.1%).

In 2021, Alexandra Habeler-Drabek served as CRO in the management board of Erste Holding, resulting in a 16.7% share of

women in the board of six people. At year-end 2021, women accounted for 38.9% of the Holding's supervisory board members (2020: 38.9%). The target of 35% female representation at supervisory board level was also reached in Erste Bank Hungary and Banca Comercială Română. Taking into account all local banking subsidiaries, 33.8% (2020: 37.5%) of all supervisory board seats were held by women.

Erste Group is committed to the target of 37% women in top management by 2025. The corridor of 40 to 60% that had been adopted for all management positions has already been reached. To increase the proportion of women in top management in a sustainable manner, a number of group-wide initiatives were adopted in 2021, including mentoring programmes, structured succession planning for top positions, continuous data monitoring as well as initiatives aiming at a better work-life balance in management positions. Another instrument was the more balanced gender and age structure in talent and succession pools.

In Austria, initiatives such as the Erste Women's Hub employee resource group, the WoMentoring programme, financial education for women, networking events for female employees and clients were continued. The latter was very successfully converted into online formats in response to the work environment induced by Covid. Another focus area in 2021 was again encouraging more men to take advantage of parental leave options and flexible working. Česká spořitelna continued its top management mentoring programme for women in leadership positions and launched a new communication format for women returning from maternity leave. Banca Comercială Română took a multitude of measures to implement the EU Diversity Charter, which focused most notably on training and professional development as well as building employee competencies. Erste Bank Croatia successfully used diversity dashboards and pursued numerous internal and external communication initiatives.

DIVERSITY

Erste Group's diversity and inclusion principles are reflected in its Statement of Purpose and Code of Conduct, both of which emphasise that the work environment must be free of discrimination and harassment and must value the work of each and every person regardless of gender, age, marital status, sexual orientation, physical ability, nationality, skin colour, religious or political affiliation, ethnic background, nationality, citizenship or any other aspect unrelated to their employment. An independent Anti-Discrimination Officer advises and mediates in matters concerning harassment and discrimination, and works with management on awareness and prevention.

Erste Group's Diversity and Inclusion Policy provides the framework for local diversity managers to define priorities and initiatives that support the group diversity strategy. The Policy also defines the diversity concepts applicable in appointing management board and supervisory board members with regard to age, gender, education and professional career. In selecting proposed candidates for supervisory board mandates, the focus must be on a well-balanced composition of the board and diversity within the board in terms of educational background and professional expertise. Diversity must be observed in particular with regard to the representation of both genders and age structure. International experience represented on the supervisory board by supervisory board members of different nationalities or persons with a long international track record is to be maintained. In addition, in assessing the qualifications, composition and independence of the supervisory board, the independence criteria defined by Erste Group Bank AG's supervisory board pursuant to Rule 53 of the Austrian CGC must be taken into account. In setting up supervisory board committees, special care must be taken to ensure that each committee will always have adequate expertise as required for its work (e.g. the remuneration committee must have expert knowledge and practical experience in the area of remuneration policy (section 39c para 3 Austrian Banking Act), the risk committee must have the expertise and experience necessary for

monitoring the implementation of the bank's risk strategy (section 39d para 3 Austrian Banking Act), the audit committee must possess specific expertise and practical experience in banking finance and accounting (section 63a para 4 Austrian Banking Act), etc.).

In addition to setting group-wide targets for the share of women in top management and on the supervisory board, Erste Group's Diversity and Inclusion Policy also requires that all positions, including management positions, have to be advertised internally (unless candidates from a succession pool are already available for a position). Selection processes and criteria must be transparent, and job offers have to be worded in a gender-neutral manner: Talent pools and programmes must be open to suitable employees of any age group, gender or origin; when filling top management positions, at least one candidate per gender must be short-listed.

In 2021, Erste Group again pursued the following diversity priorities:

- _ More networking and best-practice sharing within the group as well as implementation of the group-wide diversity strategy;
- _ Further increasing the number of women in management positions;
- _ Developing and encouraging further initiatives for people with handicaps;
- _ Step-by-step implementation of local initiatives to promote diversity in CEE

DIRECTORS' AND OFFICERS' LIABILITY INSURANCE

Erste Group Bank AG has directors' and officers' liability insurance. Unless otherwise provided by local law, the insurance policy covers former, current and future members of the management board or managing directors, of the supervisory board, of the administrative board and of the advisory board as well as senior management, holders of statutory powers of attorney (Prokuristen) and management staff of Erste Group Bank AG and the subsidiaries in which Erste Group Bank AG holds more than 50% of the shares or voting rights either directly or indirectly through one or more subsidiaries. The costs are borne by the company.

EXTERNAL EVALUATION

Erste Group Bank AG commissioned an external evaluation of compliance with the Austrian Code of Corporate Governance in accordance with C-Rule 62 of the Austrian CCG at least every three years, most recently for the 2020 fiscal year. All evaluations reached the conclusion that Erste Group Bank AG had met all requirements of the Code. The deviations from C-Rules were described and explained. Summary reports on these evaluations are available on the website of Erste Group Bank AG.

SHAREHOLDERS' RIGHTS

Erste Group Bank AG has no rights arising from its own shares. Neither a subsidiary nor a third party holding shares on behalf of Erste Group Bank AG or of a subsidiary may exercise its voting rights and its rights for subscription of these shares.

Voting rights

Each share of Erste Group Bank AG entitles its holder to one vote at the annual general meeting. In general, shareholders may pass resolutions at an annual general meeting by a simple majority of the votes cast or, in the event that the majority of the share capital present is required to approve a measure, by a simple majority of the share capital present, unless Austrian law or the articles of association require a qualified majority vote.

The articles of association differ from the statutory majority requirements in three cases: First, the appointment of supervisory board members can be revoked before the end of their respective term by a resolution of the annual general meeting that requires a majority of 75% of the votes cast and a majority of 75% of the share capital present at such meeting. Second, the articles of association may be amended by a resolution of the annual general meeting. Provided that such amendment does not concern the business purpose, this requires a simple majority of the votes cast and a simple majority of the share capital present at such meeting. Third, any provision regulating increased majority requirements can only be amended with the same increased majority.

Dividend rights

Each shareholder is entitled to receive dividends if and to the extent the distribution of dividends is resolved by the annual general meeting.

Liquidation proceeds

In case of dissolution of Erste Group Bank AG, the assets remaining after the discharge of liabilities and repayment of supplementary capital as well as additional tier 1 capital will be distributed pro rata to the shareholders. The dissolution of Erste Group Bank AG re-

quires a majority of at least 75% of the share capital present at an annual general meeting.

Subscription rights

All holders of shares have subscription rights allowing them to subscribe to any newly issued shares to maintain their existing share in the share capital of Erste Group Bank AG. Such subscription rights are in proportion to the number of shares held by such shareholders prior to the issue of the new shares. The said subscription rights do not apply if the respective shareholder does not exercise these subscription rights or subscription rights are excluded in certain cases by a resolution of the annual general meeting or by a resolution of the management board and the supervisory board.

The Austrian Stock Corporation Act contains provisions that protect the rights of individual shareholders. In particular, all shareholders must be treated equally under equal circumstances unless the shareholders affected have consented to unequal treatment. Furthermore, measures affecting shareholders' rights, such as capital increases and the exclusion of subscription rights, generally require a shareholders' resolution.

The articles of association of Erste Group Bank AG do not contain any provisions regarding a change in the share capital, the rights associated with the shares or the exercise of the shareholders' rights that differ from statutory requirements.

Stock corporations such as Erste Group Bank AG must hold at least one annual general meeting (ordinary shareholders' meeting) per year, which must be held within the first eight months of any financial year and cover at least the following items:

- _ Presentation of certain documents
- _ Appropriation of profit
- _ Discharge of the members of the management board and the supervisory board for the financial year ended.

At annual general meetings, shareholders may ask for information about the company's affairs to the extent that this is required for the proper assessment of an agenda item.

Management Board

Bernhard Spalt mp, Chairman
Stefan Dörfler mp, Member
David O'Mahony mp, Member

Ingo Bleier mp, Member
Alexandra Habeler-Drabek mp, Member
Maurizio Poletto mp, Member

Your Notes

Your Notes

Your Notes

AUDITED FINANCIAL REPORTING

28 February 2022

AUDITOR'S REPORT

Management report

Consolidated financial statements

AUDITOR'S REPORT

AUDIT OPINION

Report on the Consolidated Financial Statements

Audit Opinion

Sparkassen-Prüfungsverband (Prüfungsstelle) and PwC Wirtschaftsprüfung GmbH, Vienna, – hereinafter referred to as 'we' – have audited the group consolidated financial statements of Erste Group Bank AG, Vienna, and its subsidiaries (the Group), which comprise the consolidated balance sheet as at December 31, 2021, the consolidated statement of income, the consolidated statement of comprehensive income, the consolidated statement of changes in equity and the consolidated statement of cash flows for the fiscal year then ended, and the notes to the group financial statements of Erste Group Bank AG.

In our opinion, the accompanying consolidated financial statements comply with legal requirements and give a true and fair view of the financial position of the Group as at December 31, 2021, and of its financial performance and cash flows for the year then ended in accordance with the International Financial Reporting Standards (IFRSs) as adopted by the EU and the additional requirements under Section 59a Austrian Banking Act (BWG) in conjunction with Section 245a Austrian Company Code (UGB).

Basis for Opinion

We conducted our audit in accordance with Regulation (EU) No. 537/2014 (hereinafter EU Regulation) and Austrian generally accepted auditing standards. Those standards require the application of the International Standards on Auditing (ISAs). Our responsibilities under those provisions and standards are further described in the 'Auditor's Responsibilities for the Audit of the Consolidated Financial Statements' section of our report.

We are independent of the Group in accordance with Austrian Generally Accepted Accounting Principles, the provisions of the Austrian Banking Act and professional requirements and we have fulfilled our other ethical responsibilities in accordance with these requirements. We believe that the audit evidence we have obtained until the date of this auditor's report is sufficient and appropriate to provide a basis for our opinion by this date.

Key Audit Matters

Key audit matters are those matters that, in our professional judgment, were of most significance in our audit of the consolidated financial statements of the fiscal year. These matters were addressed in the context of our audit of the consolidated financial statements as a whole, and in forming our opinion thereon, and we do not provide a separate opinion on these matters.

We have structured key audit matters as follows:

- _ Description
- _ Audit approach
- _ Reference to related disclosures

Loss allowances for Loans and Advances to Customers (expected credit losses)

Description

Loss allowances represent management's best estimate of the credit losses expected with respect to the loan portfolio at balance sheet date. For loans and advances to customers in the amount of EUR 177 billion, measured at amortised cost, Erste Group Bank AG has recognized credit loss allowances in the amount of EUR 3.7 billion as at December 31, 2021. Due to the underlying assumptions and estimates, determining expected credit losses is inherently subject to substantial judgement applied by management.

Erste Group Bank AG has implemented internal guidelines and specific processes to identify significant increases in credit risk as well as loss events. These processes rely significantly on quantitative criteria and involve management judgement.

The following methods are applied to determine the level of loss allowances using scenario-based discounted cash flow methods as required by IFRS 9:

- _ For non-defaulted loans, loss allowances are generally determined collectively and measured at an amount equal to 12-month expected credit loss. If a significant increase in credit risk has occurred, loss allowances are measured as lifetime expected credit losses. Similarly, the lifetime expected credit losses are measured for those non-defaulted loans and advances whose credit risk at initial recognition could not be determined due to missing data at the first-time adoption of IFRS 9.
- _ For defaulted loans with a comparable risk profile that are considered not to be individually significant, expected credit losses are collectively assessed as well.
- _ The collectively measured loss allowances are calculated considering the probability of default, forward-looking information and parameters that reflect the expected cash flows as well as the expected proceeds from the realization of collateral. The parameters applied are estimated based on statistical models.

_ For defaulted loans considered to be significant at customer level, loss allowances are determined on a case-by-case basis. These loss allowances are calculated considering scenario probabilities, expected cash flows as well as expected proceeds from the realization of collateral. This process involves significant judgement and management estimates.

The models used for determining loss allowances are specific to the types of loan portfolios. There are country-specific features both with regard to products and economic environment that are relevant to the respective loss estimate resulting in heightened complexity of models and input factors.

The uncertainty which is inherent to estimating expected credit losses continues to be elevated due to the ongoing economic implications of the Covid-19 pandemic.

To reduce the economic impacts of the Covid-19 pandemic, numerous states introduced relief programs (e.g., moratoria, deferral options, support programs, hardship funds, short-hour schemes). Whereas such programs were able to reduce the economic impacts of the Covid-19 pandemic, they resulted in low default rates observed and made the timely reflection of a potential deterioration of the loan portfolio more difficult. Even though some of those relief programs were phased out, they still have a negative impact on the predictive power of statistical credit risk models.

Erste Group Bank AG therefore introduced additional sets of criteria based on which customer groups were identified that potentially were specifically affected by the economic impacts of the Covid-19 pandemic, and individually assessed the customers within those groups as to whether a significant increase in credit risk has occurred (Post Model Adjustment). These sets of criteria were continuously reviewed and revised during the year. Details on the methodology of this portfolio stage transfer due to the Covid-19 pandemic are presented in note 34.

With respect to the forward-looking information used for modelling expected credit losses, the continuing heightened uncertainty about the future economic developments that result from the pandemic was reflected by using macroeconomic assumptions and adjusting the relative weight of the scenarios applied.

In addition to the adjustment of forward looking information, further adjustments to the estimation methodology applied for estimating credit risk parameters were required in Erste Group Bank AG's view with respect to the Covid-19 pandemic.

Due to

- _ the substantial judgement to be applied by the management in defining of the Post Model Adjustments and determining and weighting macro-economic future scenarios,
 - _ a high degree of uncertainty due to the economic impact of the Covid-19 pandemic which led to a high degree of the auditor judgement,
 - _ the complexity of models and interdependent assumptions and the resulting audit effort and
 - _ the significance of credit loss allowances
- we identified this area to be a key audit matter.

Audit Approach

To assess the appropriateness of the expected credit losses, we:

- _ updated our understanding of the Expected Credit Loss calculation methodology applied by Erste Group Bank AG based on policies, documentation and interviews and re-assessed its compliance with the requirements of IFRS 9. We focused on adjustments to methods and processes made in order to capture the increased uncertainties of the present and future environment due to the Covid-19 pandemic in expected credit losses.
- _ evaluated the control activities in credit risk management and lending business processes and tested key controls, notably with respect to the approval of loans, ongoing monitoring and the early warning system as well as the processes around the early identification of default, as well as understood and evaluated the assessment of unlikeliness to pay ('UTP').
- _ evaluated control activities and tested key controls in the area of rating models and collateral valuation.
- _ evaluated model governance and validation processes and critically reviewed the information brought to the attention of the management. We evaluated, with the support from our credit risk modelling experts, the model governance and validation processes as well as the results of back-testing and model validations.
- _ evaluated the adequacy of credit risk parameters and models taking into consideration possible distortions of currently observed data due to various forms of state or private relief programs (e.g., low default rates due to payment moratoria) and local specifics, and critically assessed the plausibility of expectations and estimates that have been introduced due to aforementioned distortions to identify significant increases in credit risk of single customers or customer groups.
- _ assessed the correctness of the stage allocation for a sample of loans based on applicable policies.
- _ analyzed sensitivities and impacts of IFRS 9 specific model aspects.
- _ evaluated whether key components of the calculation of expected credit losses are correctly incorporated in the models by performing walkthroughs and reviewing steering tables.
- _ evaluated the adequacy and plausibility of forward-looking information integrated into the estimates. In this context, we have specifically compared the underlying macro-economic forecasts with external sources of information and critically assessed the individual weights attributed to scenarios.

_ tested, on a sample basis, whether default events have been identified in accordance with applicable policies, and evaluated whether events occurred that significantly affect the borrower's ability to repay loans and advances. Furthermore, we tested, on a sample basis, the adequacy of individual loan loss allowances assessing the scenarios adopted and the estimation of expected cash flows made.

Reference to related disclosures

For further details regarding the process of determining loss allowances as well as regarding the design of the models involved, we refer to the management's disclosures in section significant accounting policies point b) Covid-19 disclosures and Note 34. Credit Risk in the Notes to the consolidated financial statements.

Other Information

Management is responsible for other information. Other information comprises any information included in the annual report, but does not include the consolidated financial statements, the management report for the Group and the auditor's report.

We obtained the consolidated corporate governance report in accordance with Section 267b UGB prior to the date of this auditor's report, all other parts of the annual report are expected to be made available to us after that date.

Our opinion on the consolidated financial statements does not cover other information and we will not express any form of assurance thereon.

In connection with our audit of the consolidated financial statements, our responsibility is to read other information identified above when it becomes available and, in doing so, consider whether the other information is materially inconsistent with the consolidated financial statements or our knowledge obtained in the audit, or otherwise appears to be materially misstated.

If, based on the work we have performed on the other information that we obtained prior to the date of this auditor's report, we conclude that there is a material misstatement of this other information, we are required to report that fact. We have nothing to report in this regard.

Responsibilities of Management and the Audit Committee for the Consolidated Financial Statements

Management is responsible for the preparation and fair presentation of these consolidated financial statements in accordance with International Financial Reporting Standards (IFRSs) as adopted by the EU, and the additional requirements under Section 59a BWG in conjunction with Section 245a UGB, and for such internal control as management determines is necessary to enable the preparation of consolidated financial statements that are free from material misstatement, whether due to fraud or error.

In preparing the consolidated financial statements, management is responsible for assessing the Group's ability to continue as a going concern, disclosing, as applicable, matters related to going concern and using the going concern basis of accounting unless management either intends to liquidate the Group or to cease operations, or has no realistic alternative but to do so.

The audit committee is responsible for overseeing the Group's financial reporting process.

Auditor's Responsibilities for the Audit of the Consolidated Financial Statements

Our objectives are to obtain reasonable assurance about whether the consolidated financial statements as a whole are free from material misstatement, whether due to fraud or error, and to issue an auditor's report that includes our opinion. Reasonable assurance is a high level of assurance, but is not a guarantee that an audit conducted in accordance with the EU Regulation and with Austrian generally accepted auditing standards, which require the application of ISAs, will always detect a material misstatement when it exists. Misstatements can arise from fraud or error and are considered material if, individually or in the aggregate, they could reasonably be expected to influence the economic decisions of users taken on the basis of these consolidated financial statements.

As part of an audit in accordance with the EU Regulation and with Austrian generally accepted auditing standards, which require the application of ISAs, we exercise professional judgment and maintain professional skepticism throughout the audit.

We also:

- _ identify and assess the risks of material misstatement of the consolidated financial statements, whether due to fraud or error, design and perform audit procedures responsive to those risks, and obtain audit evidence that is sufficient and appropriate to provide a basis for our opinion. The risks of not detecting a material misstatement resulting from fraud is higher than for one resulting from error, as fraud may involve collusion, forgery, intentional omissions, misrepresentations, or the override of internal control.
- _ obtain an understanding of internal control relevant to the audit in order to design audit procedures that are appropriate in the circumstances, but not for the purpose of expressing an opinion on the effectiveness of the Group's internal control.
- _ evaluate the appropriateness of accounting policies used and the reasonableness of accounting estimates and related disclosures made by management.
- _ conclude on the appropriateness of management's use of the going concern basis of accounting and, based on the audit evidence obtained, whether a material uncertainty exists related to events or conditions that may cast significant doubt on the Group's ability to continue as a going concern. If we conclude that a material uncertainty exists, we are required to draw attention in our auditor's report to the related disclosures in the consolidated financial statements or, if such disclosures are inadequate, to modify our opinion. Our conclusions

are based on the audit evidence obtained up to the date of our auditor's report. However, future events or conditions may cause the Group to cease to continue as a going concern.

- _ evaluate the overall presentation, structure and content of the consolidated financial statements, including the disclosures, and whether the consolidated financial statements represent the underlying transactions and events in a manner that achieves fair presentation.
- _ obtain sufficient appropriate audit evidence regarding the financial information of the entities or business activities within the Group to express an opinion on the consolidated financial statements. We are responsible for the direction, supervision and performance of the group audit. We remain solely responsible for our audit opinion.

We communicate with the audit committee regarding, among other matters, the planned scope and timing of the audit and significant audit findings, including any significant deficiencies in internal control that we identify during our audit.

We also provide the audit committee with a statement that we have complied with all relevant ethical requirements regarding independence, and to communicate with them all relationships and other matters that may reasonably be thought to bear on our independence, and where applicable, related safeguards.

From the matters communicated to the audit committee, we determine those matters that were of most significance in the audit of the consolidated financial statements of the current period and are therefore the key audit matters. We describe these matters in our auditor's report unless law or regulation precludes public disclosure about the matter or when, in extremely rare circumstances, we determine that a matter should not be communicated in our report because the adverse consequences of doing so would reasonably be expected to outweigh the public interest benefits of such communication.

Report on Other Legal and Regulatory Requirements

COMMENTS ON THE MANAGEMENT REPORT FOR THE GROUP

Pursuant to the Austrian Company Code, the management report for the Group is to be audited as to whether it is consistent with the consolidated financial statements and as to whether the management report for the Group was prepared in accordance with the applicable legal requirements.

Management is responsible for the preparation of the management report for the Group in accordance with the Austrian Company Code and the special legal requirements.

We conducted our audit in accordance with Austrian Standards on Auditing for the audit of the management report for the Group.

Opinion

In our opinion, the management report for the Group was prepared in accordance with the applicable legal requirements, includes accurate disclosures pursuant to Section 243a UGB and is consistent with the consolidated financial statements.

Statement

Based on the findings during the audit of the consolidated financial statements and the obtained understanding concerning the Group and its circumstances no material misstatements in the management report for the Group came to our attention.

Additional Information in accordance with Article 10 of the EU Regulation

Pursuant to Sections 23 and 24 Austrian Savings Bank Act (SpG), Sparkassen-Prüfungsverband (Prüfungsstelle) is the statutory auditor of Erste Group Bank AG, Vienna. In accordance with Section 23 (3) SpG in conjunction with Sections 60 and 61 BWG, the Company is subject to an audit, the consolidated financial statements are also subject to a statutory audit.

At the ordinary general meeting dated November 10, 2020 and pursuant to Section 1 (1) of the Auditing Rules for Savings Banks, Annex to Section 24 SpG, PwC Wirtschaftsprüfung GmbH, Vienna, was appointed as additional auditor for the financial year 2021 and, subsequently, was engaged by the supervisory board. At the ordinary general meeting dated May 19, 2021 PwC Wirtschaftsprüfung GmbH, Vienna, was appointed as additional auditor for the financial year 2022 and, subsequently, was engaged by the Supervisory Board. Since 2017 PwC Wirtschaftsprüfung GmbH, Vienna, has constantly been appointed as additional auditor.

We confirm that the audit opinion in the 'Report on the Consolidated Financial Statements' section is consistent with the additional report to the audit committee referred to in Article 11 of the EU Regulation.

We declare that we did not provide any prohibited non-audit services (Article 5 (1) of the EU Regulation) and that we remained independent of the audited company in conducting the audit.

Responsible Engagement Partner

Responsible for the proper performance of the engagement are Mr. Herwig Hierzer, Austrian Certified Public Accountant (Sparkassen-Prüfungsverband), and Ms. Dorotea-E. Rebmann, Austrian Certified Public Accountant (PwC Wirtschaftsprüfung GmbH, Vienna).

We draw attention to the fact that the English translation of this auditor's report according to Section 274 of the Austrian Commercial Code (UGB) is presented for the convenience of the reader only and that the German wording is the only legally binding version.

Vienna, 28 February 2022

Sparkassen-Prüfungsverband

Prüfungsstelle
(Bank Auditor)

Herwig Hierzer
Austrian Certified Public Accountant

Stephan Lugitsch
Austrian Certified Public Accountant

PwC Wirtschaftsprüfung GmbH

Dorotea-E. Rebmann
Austrian Certified Public Accountant

This report is a translation of the original report in German, which is solely valid. Publication and sharing with third parties of the consolidated financial statements together with our auditor's opinion is only allowed if the consolidated financial statements and the management report for the Group are identical with the German audited version. This audit opinion is only applicable to the German and complete consolidated financial statements with the management report for the Group. For deviating versions, the provisions of Section 281 (2) UGB apply.

Management report

ECONOMIC ENVIRONMENT

The global economy experienced an exceptionally strong recovery in 2021, despite temporary pandemic-related lockdown measures imposed by most countries around the globe. This recovery was characterised by sharp rebounds of most of the major economies, most notably the United States, owing to substantial fiscal support. In many emerging markets and developing economies a slower pace of vaccination – often linked to later availability – and a partial withdrawal of macroeconomic support offset some of the benefits of strengthening external demand and elevated commodity prices. Among emerging and developing markets, China and India again outperformed other major economies. Most industries around the globe performed well, but the services sectors struggled to overcome headwinds from the pandemic-induced lockdown measures. Although labour markets recovered at a faster pace than during the global financial crisis, employment remained below its pre-pandemic level. The broad-based global GDP growth was mainly driven by recovering consumption and investments. Manufacturing was constrained by supply chain disruptions, which were temporarily exacerbated by the blockage of the Suez Canal in March 2021 and by the closure of some of the major harbours in China. Supply chain disruptions were also a main driver of inflation in 2021. The sharp rise in consumer goods prices reflected a huge surge in demand, fuelled by stimulus measures, particularly in the United States. Commodity prices have seen a sharp rise with many well above their pre-pandemic levels. Oil demand continued to remain strong. Metal and agricultural prices increased substantially. Overall, global real GDP increased by 5.9%¹

Among the world's major central banks only the Bank of England increased its policy rate in 2021. The Federal Reserve (Fed), the Bank of Japan and the European Central Bank (ECB) left their base rates unchanged throughout the year. While central banks continued their pandemic-era bond buying programmes, both the Fed and the ECB indicated in the second half of the year plans to reduce the monthly asset purchases in the future.

The economic performance of the United States was strong in 2021. The US economy recovered quicker than most advanced economies, supported by greater amounts of fiscal relief. Surging personal income has boosted consumption. The unemployment rate declined significantly to 3.9%². The American Rescue Act, signed in March 2021, offered USD 1.9 trillion in additional fiscal support, bringing the cumulative fiscal relief provided since the beginning of the pandemic to over one-quarter of GDP – an unprecedented level of support in peacetime. The Fed indicated that its expansive monetary policy since the beginning of the pandemic was coming to a close to respond to rising inflation. In December 2021, it announced to end its pandemic-era bond purchases in March 2022,

paving the way for interest rate hikes, as policymakers voiced concerns over high inflation against the backdrop of a steady labour market recovery. By the end of 2021, the Fed had bought over USD 4 trillion worth of Treasuries and other securities. Real GDP in the US grew by 5.6%³ in 2021.

The euro area also rebounded with its real GDP growing by 5.2%⁴. France, Italy, and Spain outperformed Germany as the latter was significantly more impacted by shortages of raw materials, intermediate goods, semiconductors, in particular for the automotive industry, but also lumber for the construction sector. Summer tourism was supported by less strict travel restrictions. Households responded to the temporary relaxations of containment measures with spending sprees that propelled private consumption growth in the European Union. Overall, the rebound of economic activity was broad-based, with all components of domestic demand contributing positively. Growth was also supported by improving labour markets. The Recovery and Resilience Facility of the European Commission, coupled with the NextGenerationEU, a fund created in 2020, is the largest stimulus package ever financed in Europe. Surging energy prices, most notably for natural gas and electricity led to higher inflation, prices for electricity and gas increased five-fold in the course of the year and reached new highs in December 2021. The ECB has maintained an accommodative monetary policy. It confirmed to continue its asset purchases under the Pandemic Emergency Purchase Programme (PEPP) until at least the end of March 2022, and net purchases under the asset purchase programme (APP) continued at a monthly pace of EUR 20 billion. Refinancing operations, notably the third series of the targeted longer-term refinancing operations (TLTRO III), continued to provide liquidity to euro area banks to support the flow of credit to households and enterprises. The ECB kept its discount rate at zero throughout 2021.

In line with the European development, Austria experienced an economic rebound in 2021. Due to the rapid recovery and progress towards normalisation in many sectors, the Austrian government started to adjust its Covid-support programmes from mid-2021 by reducing or withdrawing measures in sectors where conditions improved. In November 2021, however, due to the sharp increase of infection rates and medical capacity being stretched to its limits, the government imposed a new nationwide lockdown until mid-December. As this lockdown lasted only a few weeks it did not have a drastic impact on the overall economic performance. The easing of travel restrictions led to a recovery in the economically important tourism sector. After a very strong start of the year, the Austrian export industry faced headwinds from supply chain disruptions but still contributed to growth. The economic rebound was also supported by private consumption and considerable increases

¹ IMF: World Economic Outlook Update, January 2022: Rising Caseloads, A Disrupted Recovery, and Higher Inflation (imf.org) (Download on 16 February 2022)

² Bureau of Labor Statistics: The Employment Situation - January 2022 (bls.gov), Household Data, p. 8 (Download on 16 February 2022)

³ IMF: World Economic Outlook Update, January 2022: Rising Caseloads, A Disrupted Recovery, and Higher Inflation (imf.org) (Download on 16 February 2022)

⁴ IMF: World Economic Outlook Update, January 2022: Rising Caseloads, A Disrupted Recovery, and Higher Inflation (imf.org) (Download on 16 February 2022)

in investments. Rising oil and gas prices drove the noticeable increase of inflation over the course of the year. Overall, average inflation amounted to 2.8%⁵ in 2021. Short-time work schemes helped to mitigate the effect of the economic downturn on the labour market. The unemployment rate stood at 6.2%⁶. The Covid-19 crisis management fund set up in March 2020 continued to finance temporary support measures such as fixed cost subsidies as well as various measures to compensate for losses or shortfalls in sales during the various lockdown periods. In 2021, the Austrian economy grew faster than expected and GDP per capita amounted to EUR 45,600⁷ at year-end.

Central and Eastern European economies performed well despite temporary lockdown measures. The fast recovery was mainly driven by household consumption and investments while supply chain disruptions have impacted industrial output and exports. The supply bottlenecks particularly hit the Czech, Slovak and Hungarian automotive industries. The Croatian economy was strongly supported by a better than expected performance of the country's dominant tourism industry. In Romania, the country's important agricultural sector also supported economic growth. Government measures helped cushion the negative impact of the periodic restrictions on employment and fiscal packages prevented household incomes to be dented. As a result, unemployment rates in CEE increased only modestly and remained low compared to many Western European countries. In most CEE countries, the total debt relative to the GDP stayed below its pre-crisis peak level. Many of the region's central banks increased their key rates in the course of the year. The interest rate hikes of the Czech National Bank were the most pronounced but Poland, Hungary and Romania also increased their policy rates numerous times in the second half of the year. Supply-side constraints, higher service and energy price pressures, together with food prices and some local factors such as imputed rents or tightness of the local labour markets contributed to inflationary pressure across the region. The Czech koruna was the only regional currency that appreciated against the euro in 2021, mainly due to monetary tightening of the Czech National Bank. Other CEE currencies, such as the Romanian leu, the Hungarian forint or the Polish zloty slightly depreciated against the euro. Overall, CEE economies developed positively with GDP growth rates ranging from 3.0%⁸ in Slovakia to a double-digit figure in Croatia⁹ in 2021.

Overall, the Covid-19 pandemic had no material impact on the economic recovery of Erste Group's markets in 2021. The banking sector in the region developed positively. This is reflected in net loan growth as well as in increased operating revenues. Erste Group is of the opinion that the moratoria introduced due to the Covid-19 pandemic in 2020 met the conditions as defined in the EBA guidelines published in the past two years 2020. The relief offered to borrowers therefore did not lead to a significant increase in credit risk.

⁵ Statistik Austria: http://www.statistik.at/web_de/statistiken/wirtschaft/preise/verbraucherpreisindex_vpi_hvpi/022835.html (Download on 16 February 2022)

⁶ Statistik Austria: Arbeitslose (internationale Definition) – Monatsschätzer (statistik.at) (Download on 16 February 2022)

⁷ Statistik Austria: https://pic.statistik.at/web_de/statistiken/wirtschaft/volkswirtschaftliche_gesamtrechnungen/index.html (Download on 16 February 2022), 2020 data amended by GDP growth

PERFORMANCE IN 2021

P&L data of 2021 is compared with data of 2020, balance sheet data as of 31 December 2021 is compared to data as of 31 December 2020.

Acquisitions and disposals in Erste Group in 2021 did not have any significant impact and therefore had no effect on the rates of change stated below.

Overview

Net interest income increased to EUR 4,975.7 million (+4.2%; EUR 4,774.8 million), primarily due to rate hikes in the Czech Republic and in Hungary, strong volume growth in all markets and a positive one-off effect resulting from TLTRO III take-up in Austria and Slovakia. **Net fee and commission income** rose to EUR 2,303.7 million (+16.5%; EUR 1,976.8 million) supported by a strong economic recovery and rising equity markets. Increases were posted across all key fee and commission categories and core markets – most notably Austria, with significant growth seen in particular in payment services and in asset management. **Net trading result** declined to EUR 58.6 million (EUR 137.6 million); the line item **gains/losses from financial instruments measured at fair value through profit or loss** rose to EUR 173.2 million (EUR 62.0 million). The development of these two line items was driven mostly by valuation effects, apart from a rise in income from the foreign exchange business in net trading result. **Operating income** increased to EUR 7,742.0 million (+8.2%; EUR 7,155.1 million).

General administrative expenses were up at EUR 4,306.5 million (+2.0%; EUR 4,220.5 million), personnel expenses rose to EUR 2,578.1 million (+2.3%; EUR 2,520.7 million). Other administrative expenses increased to EUR 1,180.3 million (+1.9%; EUR 1,158.9 million). Payments into deposit insurance schemes included in other administrative expenses decreased to EUR 122.4 million (EUR 132.2 million). Depreciation and amortisation rose to EUR 548.0 (+1.3%; EUR 540.9 million). The **operating result** was up markedly at EUR 3,435.5 million (+17.1%; EUR 2,934.6 million) and the **cost/income ratio** (see glossary for definition) improved significantly to 55.6% (59.0%).

Due to net allocations, the **impairment result from financial instruments** amounted to EUR -158.8 million or 9 basis points of average gross customers loans (EUR -1,294.8 million or 78 basis points). Net allocations to provisions for loans and advances as well as for commitments and guarantees given were posted in the Czech Republic, Romania, Croatia, Serbia and Hungary, but generally remained at a very low level. A positive contribution came from income from the recovery of loans already written off as well as from

⁸ European Commission: https://ec.europa.eu/info/business-economy-euro/economic-performance-and-forecasts/economic-performance-country/slovakia/economic-forecast-slovakia_en (Download on 18 February 2022)

⁹ European Commission: https://ec.europa.eu/info/business-economy-euro/economic-performance-and-forecasts/economic-performance-country/slovakia/economic-forecast-slovakia_en (Download on 18 February 2022)

releases, most notably in Austria (in the Savings Banks segment). In the comparative period, updated risk parameters with forward looking information related to Covid-19 had resulted in high net allocations to provisions for loans and advances as well as for commitments and guarantees given. The **NPL ratio** (see glossary for definition) based on gross customer loans improved to a historic low at 2.4% (2.7%). The **NPL coverage ratio** (see glossary for definition) (excluding collateral) increased to 90.9% (88.6%).

Other operating result amounted to EUR -310.5 million (EUR -278.3 million). This deterioration was attributable to valuation effects and higher expenses for the annual contributions to resolution funds; the latter rose – most strongly in Austria and Romania – to EUR 108.6 million (EUR 93.5 million). Banking levies declined to EUR 73.5 million (EUR 117.7 million), primarily due to the abolition of banking tax in Slovakia and lower levies in Austria. At present, banking levies are payable in two core markets: in Hungary, banking tax amounted to EUR 15.0 million (EUR 14.5 million) and transaction tax to another EUR 48.0 million (EUR 44.0 million). In Austria, banking tax equalled EUR 10.5 million (EUR 25.5 million).

Taxes on income rose to EUR 525.2 million (EUR 342.5 million). The minority charge increased to a record EUR 484.8 million (EUR 242.3 million) due to significantly higher earnings contributions of the savings banks. The **net result attributable to owners of the parent** rose to EUR 1,923.4 million (EUR 783.1 million) on the back of the strong operating result and low risk costs.

Cash earnings per share (see glossary for definition) amounted to EUR 4.18 (reported EPS: EUR 4.17) versus EUR 1.59 (reported EPS: 1.57) in the previous year.

Cash return on equity (see glossary for definition), i.e. return on equity adjusted for non-cash expenses such as goodwill impairment and straight-line amortisation of customer relationships, stood at 11.7% (reported ROE: 11.6%) versus 4.7% (reported ROE: 4.7%) in the previous year.

Total assets increased to EUR 307.4 billion (+10.8%; EUR 277.4 billion). On the asset side, cash and cash balances increased, primarily in Austria, to EUR 45.5 billion (EUR 35.8 billion), loans and advances to banks declined to EUR 21.0 billion (EUR 21.5 billion). **Loans and advances to customers** (net) rose to EUR 180.3 billion (+8.6%; EUR 166.1 billion). On the liability side, deposits from banks grew significantly to EUR 31.9 billion (EUR 24.8 billion) as a result of increased ECB refinancing (TLTRO III). **Customer deposits** rose in all core markets – most strongly in Austria and the Czech Republic – to EUR 210.5 billion (+10.2%; EUR 191.1 billion). The **loan-to-deposit ratio** (see glossary for definition) declined to 85.6% (86.9%).

The **common equity tier 1 ratio** (CET 1, CRR final, see glossary for definition) stood at 14.5% (14.2%), the **total capital ratio** (see glossary for definition) at 19.1% (19.7%).

OUTLOOK

Erste Group's goal for 2022 is to again achieve a double-digit return on tangible equity (ROTE). Among the factors that will support achievement of this goal is the continued strong economic performance of all core markets – Austria, Czech Republic, Slovakia, Hungary, Romania, Croatia and Serbia – and, on this basis, an improvement in the operating result and a continued benign risk environment. A continuation or further escalation of Covid-19 measures by governments as well as potential – and as yet unquantifiable – (geo-)political, regulatory or economic risks may render meeting these goals more challenging.

Erste Group's core markets are expected to post real GDP growth in the order of 3-5% in 2022. Inflation is set to remain a key theme throughout the year but at the same time is expected to remain broadly stable at elevated 2021 levels. In line with the strong economic outlook unemployment rates are expected to decline from already low levels in all markets. In most countries, sustained competitiveness should again result in sustainable current account balances. The fiscal situation should likewise improve again after significant budget deficits in 2021. Public debt to GDP is projected to improve across the board, albeit from elevated levels.

Against this backdrop, Erste Group expects net loan growth in the mid-single digits. This performance as well as interest rate tailwinds should lead to an at least mid-single-digit increase in net interest income despite negative policy rates in the euro zone. The second most important income component – net fee and commission income is expected to rise in the low to mid-single digits, following the exceptional performance in 2021. As in 2021, positive momentum should again come from asset management and securities business, assuming a continued constructive capital markets environment. Insurance brokerage as well as payment services fees are also expected to contribute. The net trading and fair value result is expected to come in at a similar level as in the previous year. This, however, will depend substantially on the financial market environment. The remaining income components are forecast to remain, by and large, stable. Overall, operating income should increase in 2022. Operating expenses are expected to rise at a lower level than operating income, thus resulting in a cost income ratio of below 55% in 2022, significantly earlier than planned (2024). In addition, Erste Group will continue to invest in IT in 2022 and thus strengthen its competitive position, with a focus on progressive IT modernisation, back office digitalisation and further development of the digital platform George.

Based on the robust macro outlook described above, risks costs should remain at a low level in 2022. While precise forecasting is hard at current low risk cost levels, Erste Group believes that in 2022 risk costs will be below 20 basis points of average gross customer loans. The NPL ratio is expected below 3.0%.

Other operating result is expected to remain unchanged in the absence of significant one-off effects. Assuming a low effective

group tax rate of about 19% and similar minority charges as in 2021, Erste Group aims to achieve a double-digit ROTE. Erste Group's CET1 ratio is expected to remain strong. Consequently, Erste Group will propose a dividend of EUR 1.6 per share for the 2021 fiscal year to the 2022 AGM.

Potential risks to the guidance include (geo)political and economic (including monetary and fiscal policy impacts) developments, regulatory measures as well as global health risks and changes to the competitive environment. In addition, given the Covid-19 governmental measures and their impact on the economic development, financial forecasts are still subject to an elevated level of uncertainty. The evolving Russia-Ukraine situation does not impact Erste Group directly, as it has no operating presence in those countries; exposures to both countries are negligible and no additional risk provisioning is currently required in this context. Indirect effects, such as financial market volatility or sanctions-related knock-on effects on some of our customers cannot be ruled out, though. Further geopolitical developments might lead to economic difficulties and failure of banks based in EU Member States. As a consequence, the possible activation of national or European deposit insurance and resolution systems might have financial impacts on member banks of Erste Group. Any resulting financial effects cannot be assessed at the current point in time. Erste Group is moreover exposed to non-financial and legal risks that may materialise regardless of the economic environment. Worse than expected economic development may put goodwill at risk.

ANALYSIS OF PERFORMANCE

Net interest income

Net interest income rose to EUR 4,975.7 million (EUR 4,774.8 million). The benign interest rate environment in the Czech Republic and in Hungary, strong volume growth in all markets and especially in the housing loan segment, and a one-off effect from the take-up of TLTRO III funds in Austria and in Slovakia in the amount of EUR 93.0 million (EUR 8.0 million) were among the key growth drivers. A decline in modification losses from lending, which are reported in net interest income, also had a positive effect. The net interest margin (calculated as the annualised sum of net interest income, dividend income and net result from equity method investments over average interest-bearing assets) stood at 2.05% (2.08%).

Net fee and commission income

Net fee and commission income increased to EUR 2,303.7 million (EUR 1,976.8 million). Significant growth was recorded across all fee and commission categories and all core markets. The most marked rises were seen in payment services and asset management (most notably in Austria). The latter benefitted from strongly performing equity markets. Income from the custody business and brokerage commissions was likewise up substantially.

Net trading result & gains/losses from financial instruments measured at fair value through profit or loss

Valuation effects have a substantial impact on the net trading result as well as the line item gains/losses from financial instruments measured at fair value through profit or loss. Debt securities issued measured at FV through profit or loss have a significant impact on these line items as related valuation results are shown in the line item gains/losses from financial instruments measured at fair value through profit or loss, while the valuation results of corresponding hedges are shown in net trading result – as are financial assets in the fair value and trading portfolios.

Due to valuation effects in the derivatives business resulting from interest rate developments, net trading result declined to EUR 58.6 million (EUR 137.6 million) despite continued strong foreign exchange trading. Gains/losses from financial instruments measured at fair value through profit or loss rose to EUR 173.2 million (EUR 62.0 million). Due to the rise in long-term interest rates, lower income from the valuation of the securities portfolio in Austria and losses from the valuation of the loan portfolio measured at fair value in Hungary were offset by significantly higher gains from the valuation of debt securities in issue.

General administrative expenses

General administrative expenses rose to EUR 4,306.5 million (EUR 4,220.5 million). **Personnel expenses** increased to EUR 2,578.1 million (EUR 2,520.7 million), most notably in the Czech Republic, but also in Hungary and Croatia. On the back of lower average headcounts, cost reductions were achieved primarily in Austria, Romania and Slovakia. **Other administrative expenses** were higher at EUR 1,180.3 million (EUR 1,158.9 million), with marketing and IT expenses up most markedly. Contributions to deposit insurance systems declined to EUR 122.4 million (EUR 132.2 million). In Austria they decreased to EUR 85.5 million (EUR 95.0 million) after a one-off effect in the previous year. No contributions are currently payable in Croatia. In Slovakia, contributions rose to EUR 9.4 million (EUR 1.1 million). **Depreciation and amortisation** amounted to EUR 548.0 million (EUR 540.9 million).

Operating result

Operating income increased to EUR 7,742.0 million (+8.2%; EUR 7,155.1 million), with a marked rise in the key income components, most notably net fee and commission income but also net interest income, and a strong net trading and fair value result. General administrative expenses rose to EUR 4,306.5 million (+2.0%; EUR 4,220.5 million). The operating result rose to EUR 3,435.5 million (+17.1%; EUR 2,934.6 million). The cost/income ratio improved to 55.6% (59.0%).

Gains/losses from derecognition of financial instruments not measured at fair value through profit or loss

Losses from derecognition of financial instruments not measured at fair value through profit or loss amounted to EUR 32.8 million (EUR 6.5 million). This line item includes primarily one-off losses

from derecognition of liabilities and negative results from the sale of securities in the Czech Republic and Austria.

Impairment result from financial instruments

The impairment result from financial instruments amounted to EUR -158.8 million (EUR -1,294.8 million). Net allocations to provisions for loans and advances declined to EUR 119.1 million (EUR 1,231.0 million), those for commitments and guarantees given to EUR 104.8 million (EUR 159.2 million). Positive contributions came from the release of provisions for loans in Austria (Savings Banks segment) as well as from income from the recovery of loans already written off in all segments in the amount of EUR 90.8 million (EUR 145.0 million). In the comparative period, updated risk parameters with forward-looking information as well as stage overlays related to the Covid-19 pandemic had led to a significant rise in allocations to provisions.

Other operating result

Other operating result came in at EUR -310.5 million (EUR -278.3 million). The deterioration was primarily due to valuation effects. Levies on banking activities declined to EUR 73.5 million (EUR 117.7 million). This decline is attributable to the abolition of banking levies in Slovakia, which had amounted to EUR 33.8 million in the comparative period. Banking levies payable in Austria decreased to EUR 10.5 million (EUR 25.5 million) on the back of significantly lower levies payable by the Holding. Hungarian banking tax rose slightly to EUR 15.0 million (EUR 14.5 million). Together with the financial transaction tax of EUR 48.0 million (EUR 44.0 million), banking levies in Hungary totalled EUR 63.0 million (EUR 58.5 million).

The balance of allocations/releases of other provisions improved to EUR 5.1 million (EUR -18.4 million). Other operating result also reflects the annual contributions to resolution funds in the amount of EUR 108.6 million (EUR 93.5 million). Increases were recorded above all in Austria to EUR 51.5 million (EUR 43.6 million) and in Romania to EUR 11.4 million (EUR 7.7 million).

Profit/loss for the year

The pre-tax result from continuing operations amounted to EUR 2,933.4 million (EUR 1,368.0 million). Taxes on income rose to EUR 525.2 million (EUR 342.5 million). The minority charge increased to EUR 484.8 million (EUR 242.3 million) due to higher earnings contributions of savings banks resulting primarily from a significant improvement in the impairment result from financial instruments. The net result attributable to owners of the parent rose to EUR 1,923.4 million (EUR 783.1 million).

Tax situation

Pursuant to section 9 of the Austrian Corporate Tax Act (KStG), Erste Group Bank AG and its main domestic subsidiaries constitute a tax group. As opposed to previous periods, in 2021 a significant taxable profit was accounted for. According to the applicable legal regulations, 75 per cent of the taxable profit was offset with tax loss carryforward, for the remaining 25 per cent current income tax was

accounted for. In 2021 the current tax loss carried forward decreased accordingly.

Taxes on income are made up of current taxes on income calculated in each of the Group companies based on the results reported for tax purposes, corrections to taxes on income for previous years, and the change in deferred taxes. The reported total income tax expense amounted to EUR 525.2 million (EUR 342.5 million).

Balance sheet development

The rise in **cash and cash balances** to EUR 45.5 billion (EUR 35.8 billion) was primarily due to rising cash balances held at central banks, not least as a result of increased TLTRO III funds.

Trading and investment securities held in various categories of financial assets increased to EUR 53.2 billion (EUR 46.8 billion).

Loans and advances to credit institutions (net), including demand deposits other than overnight deposits, declined slightly to EUR 21.0 billion (EUR 21.5 billion). **Loans and advances to customers (net)** rose – most notably in Austria and the Czech Republic – to EUR 180.3 billion (EUR 166.1 billion) driven by retail and corporate loan growth.

Loan loss allowances for loans to customers amounted to EUR 3.9 billion (EUR 4.0 billion). **The NPL ratio** – non-performing loans as a percentage of gross customer loans – improved to 2.4% (2.7%), the **NPL coverage ratio** (based on gross customer loans) rose to 90.9% (88.6%)

Intangible assets were stable at EUR 1.4 billion (EUR 1.4 billion). **Miscellaneous assets** amounted to EUR 6.1 billion (EUR 5.8 billion).

Financial liabilities – held for trading declined to EUR 2.5 billion (EUR 2.6 billion). **Deposits from banks**, primarily in the form of term deposits, rose to EUR 31.9 billion (EUR 24.8 billion), including TLTRO III funds with a carrying amount of EUR 20.9 billion (EUR 14.1 billion); **deposits from customers** increased to EUR 210.5 billion (EUR 191.1 billion) due to strong growth in overnight deposits (leasing liabilities of EUR 0.6 billion are not included in this position). The **loan-to-deposit ratio** declined to 85.6% (86.9%). **Debt securities in issue** increased to EUR 32.1 billion (EUR 30.7 billion). **Miscellaneous liabilities** amounted to EUR 6.9 billion (EUR 5.8 billion).

Total assets rose to EUR 307.4 billion (EUR 277.4 billion). **Total equity** increased to EUR 23.5 billion (EUR 22.4 billion). This includes AT1 instruments in the amount of EUR 2.2 billion from four issuances (April 2017, March 2019, January 2020 and November 2020). After regulatory deductions and filtering according to the Capital Requirements Regulation (CRR) **common equity tier 1 capital** (CET1, CRR final) rose to EUR 18.8 billion (EUR 17.1 billion) as were total **own funds** (CRR final) to EUR 24.8 billion (EUR 23.6 billion). Total risk – **risk-weighted assets** including

credit, market and operational risk (CRR final) – increased moderately to EUR 129.6 billion (EUR 120.2 billion).

Consolidated regulatory capital is calculated in accordance with CRR taking into consideration transitional provisions as defined in the Austrian CRR Supplementary Regulation and the Regulation (EU) 2016/445 of the European Central Bank on the exercise of options and discretions available in Union law. These transitional provisions define the percentages applicable to eligible capital instruments and regulatory deduction items as well as filters.

The **total capital ratio**, total eligible qualifying capital in relation to total risk (CRR final), declined to 19.1% (19.7%), primarily due to the early redemption of a portion of AT1 capital but remained well above the legal minimum requirement.

The **tier 1 ratio** (CRR final) stood at 16.2% (16.5%), the **common equity tier 1 ratio** (CRR final) at 14.5% (14.2%).

RISK MANAGEMENT

Comments on the risk profile of Erste Group

In light of the business strategy of Erste Group Bank AG the main risks are credit risk, market risk, liquidity risk and non-financial risks. In addition, a risk materiality assessment is undertaken on an annual basis. It is ensured that all relevant material risks are covered by Erste Group Bank AG's control and risk management framework. This entails a set of different tools and governance to ensure adequate oversight of the overall risk profile and sound execution of the risk strategy, including appropriate monitoring and escalation of issues that could materially impact the risk profile of the group. The main types of risk can be summarised as follows:

- Credit risk: is the risk of loss from the potential collapse of counterparties, particularly of borrowers in the conventional lending business, and any related credit losses.
- Market risk: describes the risk of loss from unfavourable price changes in marketable and traded products, such as shares, fixed-income securities and derivatives, as well as from interest and foreign exchange volatility and fluctuations in raw material prices.
- Liquidity risk: describes the risk of the bank's insufficient liquidity or inability to make funds available in a timely manner to service its debts.
- Non financial risk: includes operational risks and other business risks. Operational risks are losses as a result of error or malfunction of internal procedures, humans and systems or external events. Major sub-categories of other business risks are strategic risks, reputational risks and compliance risks.

With respect to the explanations on substantial financial and non-financial risks at Erste Group as well as the goals and methods of risk management, we would like to draw the reader's attention to the information provided in the Notes 27, 32, 34, 35, 36, 37 and 43 of the the consolidated financial statements.

RESEARCH AND DEVELOPMENT

Erste Group does not engage in any research activities pursuant to section 243 (3) no. 3 UGB, but in 2021 development costs in the amount of EUR 51 million (EUR 70 million) were capitalised in connection with software developed in-house.

In order to drive improvements for retail customers and in the ongoing services, Erste Group launched the Innovation Hub. Its purpose is to initiate and coordinate across-the-board initiatives with a strong focus on customer experiences. As a multi-disciplinary team consisting of marketing, product and IT as well as design experts, the Innovation Hub is tasked with creating innovations and managing new programme initiatives.

BRANCHES

Erste Group Bank AG maintains branches in New York, Hong Kong and Germany (Berlin and Stuttgart) that provide commercial lending to foreign banks, leasing companies and sovereign debtors as well as institutional sales. The London branch was closed in the financial year 2021.

CAPITAL, SHARE, VOTING AND CONTROL RIGHTS

Capital structure

For details of the mandatory disclosures in respect of capital structure, class of shares and treasury shares please refer to Note 44 of the consolidated financial statements.

As of 31 December 2021, together with its syndicate partners (savings banks, Anteilsverwaltungssparkassen and savings banks foundations), DIE ERSTE oesterreichische Spar-Casse Privatstiftung ('ERSTE Stiftung'), a foundation, controls 22.25% (prior year: 31.17%) of the shares in Erste Group Bank AG and with 16.50% (prior year: 16.50%) is the main shareholder. The ERSTE Stiftung holds 5.90% (prior year: 5.90%) of the shares directly; the indirect participation of the ERSTE Stiftung amounts to around 10.60% (prior year: 10.60%) of the shares held by Sparkassen Beteiligungs GmbH & Co KG, which is an affiliated undertaking of the ERSTE Stiftung. 1.67% (prior year: 1.67%) are held directly by savings bank foundations, savings banks and Erste Mitarbeiterbeteiligungsstiftung acting together with the ERSTE Stiftung. At the beginning of November 2021, the 9.92% share of CaixaBank S.A. was sold, resulting in the exit from the syndicate.

Erste Group Bank AG forms a recognised institutional protection scheme (IPS) in accordance with article 113 (7) CRR together with the Austrian savings banks. The joint liability scheme complies with the requirements of article 4 (1) Z 127 CRR, whereby the required individual contributions of the individual members of the scheme are subject to an individual and general ceiling. An IPS ex-ante fund has been established in connection with the approval of the IPS.

The payments of the individual members are recognised in the balance sheet as a share in IPS GesBR, which manages the ex-ante fund and are accounted for as revenue reserve. Due to the contractual terms, this revenue reserve represents a blocked reserve. The release of this blocked reserve may only take place as a result of the utilisation of the ex-ante fund due to a claim. This reserve can therefore not be utilised internally to cover losses and on member level does not qualify as own funds according to the CRR; on a consolidated level, the ex-ante fund does qualify, however.

Erste Group Bank AG is the central institution for the associated Austrian savings banks, and together they form a cash pool pursuant to section 27a Austrian Banking Act (BWG). Where necessary, Erste Group Bank AG must supply liquidity to an associated savings bank in accordance with legal and contractual provisions.

Restrictions of voting rights and of the transfer of shares

In shareholder agreements ERSTE Stiftung agreed with its partners the following: concerning the appointment of the members of the supervisory board the partners are obliged to vote as required by ERSTE Stiftung. The partners can dispose of shares according to a predefined sale procedure and can purchase shares only within the quotas agreed with ERSTE Stiftung (of a maximum of 2% within 12 months in total); with this regulation an unwanted creeping-in according to takeover law shall be prevented. In addition, the partners have committed themselves not to make a hostile takeover bid, nor to participate in a hostile takeover bid nor to act together with a hostile bidder in any other way.

The Articles of Association contain no restrictions in respect of voting rights or the transfer of shares.

Special control rights, bodies and amendments of the articles of association

This concerns:

- _ Art. 15.1 of the Articles of Association, which provides that ERSTE Stiftung will be granted the right to nominate up to one third of the members of the Supervisory Board to be elected by the shareholders' meeting, as long as ERSTE Stiftung is liable for all present and future liabilities of the company in the case of its insolvency pursuant to Section 92 (9) Banking Act and
- _ Art. 15.4 of the Articles of Association, which provides that a three-quarter majority of valid votes cast and a three-quarter majority of the subscribed capital represented at the meeting considering the proposal are required to pass a motion for removal of Supervisory Board members
- _ Art. 19.9 of the Articles of Association, which provides that the Articles of Association, in so far as they do not alter the business purpose, may be passed by simple majority of votes cast and simple majority of the subscribed capital represented at the shareholders meeting considering the amendment. Where higher majority votes are required by individual provisions of the Articles of Association, these provisions can only be amended with the same higher majority vote. Moreover,

amendments to Art. 19.9 require a three-quarter majority of the votes cast and a three-quarter majority of the subscribed capital represented at the meeting considering the proposal.

Capital participation of employees

The voting rights of shares of employees of corporate employers according to section 4d (5) (1) Income Tax Act (EStG) participating in employee share programs held in trust by the Erste Mitarbeiterbeteiligung Privatstiftung are exercised by the Board of Directors of Erste Mitarbeiterbeteiligung Privatstiftung. The members of the Board of Directors are appointed and dismissed by the Advisory Board through resolution with simple majority. Both Erste Group Bank AG as well as the statutory employee representatives of Erste Group Bank AG and Erste Bank der oesterreichischen Sparkassen AG jointly are entitled to appoint a person of their choice to the board of directors. A further member of the Board of Directors to be appointed by the Advisory Board shall be a former member of the management board or a former (freelance) employee of the corporate employers pursuant to section 4d (5) (1) Income Tax Act (EStG). The Advisory Board of Erste Mitarbeiterbeteiligung Privatstiftung comprises of up to five members.

Powers of the Management Board to issue and repurchase shares

As per decision of the Annual General Meeting of 19 May 2021:

- _ the Management Board is entitled to purchase up to 10% of the subscribed capital in treasury shares for trading purposes according to section 65 (1) (7) Austrian Stock Corporation Act (AktG). However, the trading portfolio of these shares may not exceed 5% of the subscribed capital at the end of any calendar day. The consideration for the shares to be purchased must not be less than 50% of the closing price at the Vienna Stock Exchange on the last trading day prior to the purchase and must not exceed the closing price at the Vienna Stock Exchange on the last trading day prior to the purchase by more than 20%. This authorisation is valid for a period of 30 months, i.e. until 18 November 2023.
- _ the Management Board is entitled, pursuant to section 65 (1) (8) as well as (1a) and (1b) Stock Corporation Act and for a period of 30 months from the date of the resolution, i.e. until 18 November 2023, to acquire own shares of up to 10% of the subscribed capital, subject to approval by the Supervisory Board, with the option of making repeated use of the 10% limit, either at the stock exchange or over the counter, likewise to the exclusion of the shareholders' right to tender proportional payment. The authorization may be exercised in whole or in part or in several instalments and in pursuit of one or several purposes. The market price per share must not be below EUR 2.00 or above EUR 120.00. Pursuant to section 65 (1b) in conjunction with sec. 171 Stock Corporation Act, the Management Board is authorised, from the date of the resolution, i.e. until 18 May 2026, on approval by the Supervisory Board, to sell or use the company's own shares, also by means other than the stock exchange or a public offering for any purpose allowed by

the law, particularly as consideration for the acquisition and financing of the acquisition of companies, businesses, business divisions or shares in one or several businesses in Austria or abroad to the exclusion of the shareholders' proportional purchase option.

- _ The Management Board is authorised to redeem shares without further resolution at the Annual General Meeting with the approval of the Supervisory Board.
- _ According to section 65 (1) (4) as well as (1a) and (1b) Stock Corporation Act, the Management Board is authorised for the duration of 30 months following the date of resolution, hence until 18 November 2023, and with the approval of the Supervisory Board to purchase own shares at an amount equalling up to 10% of share capital of the company also under repeated utilisation of the 10% limit either at the stock exchange or over the counter, likewise to the exclusion of the shareholders' right to tender proportional payment for the purpose of granting shares for free or at concessionary terms to Erste Mitarbeiterbeteiligung Privatstiftung, their beneficiaries, employees, executive employees and members of the board at Erste Group Bank AG or of an affiliated undertaking or of any other undertaking pursuant to section 4d (5) (1) Income Tax Act. The authorisation may be exercised in whole or in part or in several installments and in pursuit of one or several purposes. The value per share may neither be lower than the floor value of two Euros nor higher than the ceiling of 120 Euros.

All sales and purchases were carried out as authorised at the Annual General Meeting.

According to section 8.3 of the Articles of Association, the Management Board is authorized, until 24 May 2023 and with the approval of the Supervisory Board, to issue convertible bonds (including conditional compulsory convertible bonds according to section 26 Austrian Banking Act (BWG)), which grant subscription or conversion rights to the acquisition of company shares, while paying due consideration or excluding the subscription right of shareholders. The terms of issue can also set out a conversion obligation at the end of the term or at another point in time in addition or instead of subscription or conversion rights. The issue of convertible bonds may only take place to the extent that guarantees the fulfilment of agreed conversion or subscription rights and, in the case of a conversion obligation set out in the conditions of issue, the fulfilment of the corresponding conversion obligations from the conditional capital increase. The issue amount, conditions of issue and the exclusion of shareholders' subscription rights are to be determined by the Management Board with consent of the Supervisory Board.

Obstacles for takeover

Joint liability agreement (Haftungsverbund)

The agreement in principle of the joint liability scheme provides for the possibility of early cancellation for good cause. Good cause allowing the respective other contracting parties to cancel the agreement is deemed to exist if:

- _ a contracting party grossly breaks its obligations resulting from the agreement;
- _ the ownership structure of a party to the contract changes in such a way – particularly by transfer or capital increase – that one or more third parties from outside the savings bank sector directly and/or indirectly gain a majority of the equity capital or voting rights in the contracting party or
- _ one contracting party resigns from the savings bank sector irrespective of the reason.

The joint liability scheme's agreement in principle and supplementary agreement expire if and as soon as any entity that is not a member of the savings bank sector association acquires more than 25% of the voting power or equity capital of Erste Group Bank AG in any manner whatsoever and a member savings bank notifies the joint liability scheme's steering company and Erste Group Bank AG by registered letter within twelve weeks from the change of control that it intends to withdraw from the joint liability scheme.

Directors and Officers Insurance

Changes in control

In the event that any of the following transactions or processes occur during the term of the insurance policy (each constituting a 'change in control') in respect of the insured:

- _ the insured ceases to exist as a result of a merger or consolidation, unless the merger or consolidation occurs between two insured parties, or
- _ another company, person or group of companies or persons acting in consent, who are not insured parties, acquire more than 50% of the insured's outstanding equity or more than 50% of its voting power (resulting in the right to control the voting power represented by the shares, and the right to appoint the Management Board members of the insured),

then the insurance cover under this policy remains in full force and effect for claims relating to unlawful acts committed or alleged to have been committed before this change in control took effect. However, no insurance cover is provided for claims relating to unlawful acts committed or allegedly committed after that time (unless the insured and insurer agree otherwise). The premium for this insurance cover is deemed to be completely earned.

In the event that a subsidiary ceases to be a subsidiary during the insurance period, the insurance cover under this policy shall remain in full force and effect for that entity for the remainder of the insurance period or (if applicable) until the end of the extended discovery period, but only in respect of claims brought against an insured in relation to unlawful acts committed or alleged to have been committed by the insured during the existence of this entity as a subsidiary. No insurance cover is provided for claims brought against an insured in relation to unlawful acts committed or allegedly committed after this entity ceased to exist.

Cooperation between Erste Group Bank AG and Vienna Insurance Group (VIG)

Erste Group Bank and Vienna Insurance Group AG Wiener Versicherung Gruppe (VIG) are parties to a general distribution agreement (the Agreement) concerning the framework of the cooperation of Erste Group and VIG in Austria and CEE with respect to bank and insurance products. Originally concluded in 2008 (between Erste Bank der österreichischen Sparkassen AG and Vienna Insurance Group der WIENER STÄDTISCHE Versicherung AG), the Agreement was renewed and extended in 2018 until the end of 2033. The objective for the renewal and extension in particular was to adapt the Agreement to the corporate restructuring of the original parties, to amend some commercial parameters and to align the Agreement with recent developments in the legal framework. Already in the original Agreement the parties stipulated that both parties have the right to terminate the Agreement in case of a change of control of one of the parties. In case of change of control of Erste Group Bank AG, VIG has the right to terminate the Agreement. In case of change of control of VIG, Erste Group Bank AG has the reciprocal right. A change of control is defined, with respect to Erste Group Bank AG, as the acquisition of Erste Group Bank AG by any person/entity other than DIE ERSTE österreichische Spar-Casse Privatstiftung or Austrian savings banks of 50% plus one share of Erste Group Bank AG's shares or voting rights. In respect to VIG, the aforementioned provisions apply analogously, except for share purchases by Wiener Städtische Wechselseitiger Versicherungsverein – Vermögensverwaltung – Vienna Insurance Group.

Apart from this regulation on the termination of the Agreement, the parties agreed in the renewal and extension of the Agreement for an additional termination for cause if based on new legal or regulatory provisions, the continuation of the Agreement is unreasonable for each or both of the parties.

Erste Group Bank and VIG are furthermore parties to an asset management agreement, pursuant to which Erste Group undertakes to manage certain parts of VIG's and its group companies' securities assets. In case of a change of control (as described above), each party has the termination right. The asset management agreement has been renewed and extended until 2033 concurrently with the renewal and extension of the Agreement outlined above.

INTERNAL CONTROL AND RISK MANAGEMENT SYSTEM FOR THE GROUP FINANCIAL REPORTING PROCEDURES

Internal Control System Framework Requirements

The internal control system (ICS) is an essential element of the corporate governance system of Erste Group contributing to the safeguarding of shareholders' investments and company's assets. Erste Group's ICS plays a key role in identifying risks associated with the respective internal processes.

The ICS policy provides the framework conditions for the internal control system at Erste Group. It defines current standards concerning general tasks and responsibilities as well as minimum criteria for ICS documentation. In Erste Group, a top-down, risk oriented, decentralized ICS approach is to be applied, designed based on the local process map, which promotes adequacy by focusing on all material risks. This means, that all material risks identified have to be mitigated by key controls which are involved in the ICS process. The following criteria are applied for an adequate local ICS:

- **Completeness:** The process landscape as well as policies and procedures issued within Group Policy Framework ensure that all identified risks and potential risk scenarios are considered, regulated and maintained, aiming to set up a comprehensive and integrated control environment throughout the entity. All material risks must be covered with key controls, which constitute the relevancy.
- **Effectiveness and traceability:** Functionality of key controls are regularly checked, optimal control environment is reviewed and challenged during monitoring activity of risk appetite/tolerance.
- **Comprehensibility:** Process landscape together with local policies and procedures constitute documentation of identified key controls, which ensures that relevant employees are aware of all key controls and their role in the internal control process in transparent and accountable way within the entire local entity.

The risk profile, which includes the current and target situation, is monitored by each individual risk function unit and is illustrated in the framework of the consolidated risk reporting (GRR) for the management or relevant risk committee.

Control environment

The management board is responsible for the establishment, structure and application of an appropriate internal control and risk management system that meets the company's needs in its group accounting procedures.

The management in each subsidiary is responsible for implementing group-wide instructions. Compliance with group rules is monitored as part of the audits performed by group and local auditors.

Group Accounting and Group Performance Management are responsible for preparing the consolidated financial reporting, both divisions are assigned to the CFO of Erste Group. Consolidated financial statements are prepared by the Group Consolidation department. The assignment of powers, the process description and the necessary control procedures are defined in the operating instructions.

Risk assessment

The main risk in the financial reporting procedures is that errors or deliberate action (fraud) prevent facts from adequately reflecting the company's financial position and performance. This is the case if the data provided in the financial statements and notes is essentially

inconsistent with the correct figures, i.e. whenever, alone or in aggregate, they are apt to influence the decisions made by the users of financial statements. Such a decision may incur serious damage, such as financial loss, the imposition of sanctions by the banking supervisor or reputational harm.

Furthermore, especially estimates for the determination of the fair value of financial instruments for which no reliable market value is available, estimates for the accounting of risk provisions for loans and advances and for provisions, complex measurement requirements for accounting as well as a volatile business environment bear the risk of significant financial reporting errors.

Controls measures

Erste Group issues group policies used for preparation of consolidated financial statements in accordance with IFRS. A summary description of the accounting process is provided in Erste Group's IFRS Accounting Manual. All transactions in subsidiaries have to be recorded, posted and accounted for in accordance with the accounting and measurement methods set out in this manual.

The basic components of the internal control system (ICS) within Erste Group are:

- _ systemic, automatic control systems and measures in the formal procedure and structure, e.g. programmed controls during data processing.
- _ principles of functional separation and checks performed by a second person (the four-eye principle).
- _ Controlling as a permanent financial/business analysis (e.g. comparison of target and actual data between accounting and controlling) and control of the company and/or individual corporate divisions.

Group Consolidation

The data provided by the group entities is checked for plausibility by the department Group Consolidation department. The subsequent consolidation steps are then performed using the consolidation system (TAGETIK). These include consolidation of capital, expense and income consolidation, and debt consolidation, any intragroup gains are eliminated. At the end of the consolidation process, the notes to the consolidated financial statements are prepared in accordance with IFRS and BWG/UGB.

The consolidated financial statements and the group management report are reviewed by the audit committee of the supervisory board and are also presented to the supervisory board for approval. They are published as part of the annual report, on Erste Group's website and in the Official Journal of Wiener Zeitung and finally filed with the Commercial Register.

Information and communication

Throughout the year, the group produces consolidated monthly reports for group management. Statutory interim reports are produced that conform to the provisions of IAS 34 and are also

published quarterly in accordance with the Austrian Stock Corporation Act. Before publication, the consolidated financial information is presented to senior managers and the CFO for final approval and then submitted to the supervisory board's audit committee.

Reporting is almost fully automated, based on source systems and automated interfaces, and guarantees up-to-date data for controlling, segment reporting and other analyses. Accounting information is derived from the same data source and is reconciled monthly for reporting purposes. Close collaboration between accounting and controlling permits continual target/actual comparisons for control and reconciliation purposes. Monthly and quarterly reports to the management board and the supervisory board ensure a regular flow of financial information and monitoring of the internal control system.

Responsibilities of Internal Audit

Internal Audit is in charge of auditing and evaluating all areas of the bank based on risk-oriented audit areas (according to the annual audit plan as approved by the management board and reported to the audit committee). The main focus of audit reviews is to monitor the completeness and functionality of the internal control system. Internal Audit has the duty of reporting its findings to the group's management board, supervisory board and audit committee several times within one year.

According to section 42 Austrian Banking Act (BWG), Internal Audit is a control body that is directly subordinate to the management board. Its sole purpose is to comprehensively verify the lawfulness, propriety and expediency of the banking business and banking operation on an on-going basis. The mandate of Internal Audit is therefore to support the management board in its efforts to secure the bank's assets and promote economic and operational performance and thus in the management board's pursuit of its business and operating policy. The activities of Internal Audit are governed in particular by the currently applicable Rules of Procedure, which were drawn up under the authority of all management board members and approved as well as implemented by them. The Rules of Procedure are reviewed on a regular basis and whenever required and adapted should the need arise.

Audit activities of Internal Audit

In its auditing activities, Internal Audit puts a special focus on:

- _ operating and business areas of the bank;
- _ operating and business processes of the bank;
- _ internal bank standards (policies, guidelines, operating instructions), also with regard to their compliance and up-to-dateness;
- _ audit areas stipulated by the law as they inter alia result from the rules of the Austrian Banking Act (BWG) and the Capital Requirements Regulation (CRR).

Internal Audit performs its responsibilities based on its own discretion and in compliance with the annual audit plan as approved by

the management board. Once approved, the audit plan is also reported to the audit committee.

CORPORATE GOVERNANCE

The consolidated corporate governance report of Erste Group is disclosed and published on the website of Erste Group (www.erstegroup.com/investor-relations).

Erste Group convinced that considering socio-environmental responsibility, climate change prevention and strong governance aspects in doing business not only support its purpose to disseminate prosperity but also secures the financial resilience of the bank.

Based on Erste Group's legacy strong focus on social responsibility and the ambition to be the leading financial institution driving the green transition in Central and Eastern Europe, Erste Group implemented its 'ESG Strategic Framework' in 2021.

It is based on four impact pillars:

- _ Sustainable Finance: Erste Group is committed to increase the green wholesale funding rates in all core markets, thus strengthening CEE debt capital markets and defending its leading position in the ethical and environmental funds in the CEE region.
- _ Working together for a sustainable future: Erste Group believes there is a need to not only raise awareness for green transition and potentially related social impacts but also to develop new sustainable market standards. Consequently, Erste Group is committed to actively participate in and to support public initiatives in this field and to pursue collaborations with business partners and NGOs.
- _ Good corporate citizenship and operations: Erste Group is committed to reach climate neutrality by 2023. After having reduced Scope 1 and Scope 2 emissions since 2016 by 25%, Erste Group targets to reduce them further by 25% by obtaining at least 90% of electricity from green sources and by implementing further efficiency measures.
- _ Our employees: Erste Group puts emphasis on raising awareness of the importance of a sustainable lifestyle and motivating all employees to actively support efforts to reach climate neutrality. In addition, Erste Group plans to offer a climate literacy programme to the staff incorporating inputs from academics of the Vienna University of Economics and Business and environmental experts of the Austrian World Wide Fund For Nature, and climate simulation workshops.

Erste Group's ESG governance framework includes the following elements:

- _ the Supervisory Board oversees the sustainability strategy, the ESG framework and its implementation.
- _ the Management Board defines the sustainability strategy and is responsible for the ESG framework, priorities and targets.
- _ the Group Sustainability Board takes decisions on strategy, priorities, governance and key performance indicators and monitors the implementation progress.
- _ the ESG Core Team is set up as a collaboration platform to develop objectives, targets and corresponding initiatives through senior managers of various areas.
- _ the main objective of the Group Sustainable Finance Committee is to ensure a coordinated development of ESG principles in steering instruments like portfolio limits, pricing or the ESG Factor heatmap.
- _ the Group ESG Office promotes Erste Group's sustainability strategy and acts as main advisor to the management board on the ESG strategy, targets and priorities.
- _ Local ESG Offices develop local sustainability strategies aligned to the group-wide strategy and support the respective local management boards.
- _ Group Business Divisions are in charge of the business strategy, objectives, targets and developing initiatives and action plans. In addition, they are responsible for defining green/social eligibility rules and ensure their integration into products as well as ESG risk management processes.
- _ Group Risk Management functions ensure that ESG aspects are covered in the risk management framework and risk appetite assessment and are properly taken into account in risk control and operative risk management tools and processes.

Regulations on sustainability disclosures and risk management obligations: the EU Taxonomy Regulation (EC 2020/852), Sustainability Disclosure Regulation (EC 2019/2088), EBA Guideline on Loan Origination and Monitoring, ECB Guide on climate related and Environmental Risks are properly taken into account and will be integrated with due care into the business model of Erste Group Bank AG.

CONSOLIDATED NON-FINANCIAL DECLARATION

The consolidated non-financial declaration of Erste Group is issued as separate consolidated non-financial report. The consolidated non-financial report of Erste Group is disclosed and published on the website of Erste Group (www.erstegroup.com/investor-relations).

Management Board

Bernhard Spalt mp, Chairman
Stefan Dörfler mp, Member
David O'Mahony mp, Member

Ingo Bleier mp, Member
Alexandra Habeler-Drabek mp, Member
Maurizio Poletto mp, Member

Vienna, 28. Februar 2022

Group Consolidated Financial Statements 2021 (IFRS)

Consolidated statement of income	130
Consolidated statement of comprehensive income	131
Consolidated balance sheet.....	132
Consolidated statement of changes in equity.....	133
Consolidated statement of cash flows.....	135
Notes to the group financial statements of Erste Group	136
General information	136
Significant accounting policies	136
a) Basis of preparation	136
b) Covid-19 disclosures.....	136
c) Accounting and measurement methods.....	137
d) Significant accounting judgements, assumptions and estimates	138
e) Application of amended and new IFRS/IAS.....	139
PERFORMANCE / RETURN	140
1. Segment reporting.....	140
2. Net interest income	148
3. Net fee and commission income.....	149
4. Dividend income.....	150
5. Net trading result.....	150
6. Gains/losses from financial instruments measured at fair value through profit or loss	150
7. Rental income from investment properties & other operating leases.....	150
8. General administrative expenses.....	151
9. Gains/losses from derecognition of financial assets measured at amortised cost.....	152
10. Other gains/losses from derecognition of financial instruments not measured at fair value through profit or loss	152
11. Impairment result from financial instruments	152
12. Other operating result	153
13. Taxes on income	153
14. Appropriation of profit.....	156
Financial instruments – Significant accounting policies.....	157
Financial instruments held at amortised cost.....	162
15. Cash and cash balances.....	162
16. Financial assets at amortised cost.....	162
17. Debt instruments subject to contractual modifications	166
18. Trade and other receivables	167
19. Financial liabilities at amortised costs.....	167
Financial instruments at fair value	170
20. Derivative financial instruments	170
21. Other financial assets held for trading	172
22. Non-trading financial assets at fair value through profit or loss.....	172
23. Other financial liabilities held for trading	172
24. Financial liabilities at fair value through profit or loss	172
25. Financial assets at fair value through other comprehensive income.....	174
Financial instruments – other disclosure matters	176
26. Fair value of financial instruments	176
27. Hedge accounting	185
28. Offsetting of financial instruments.....	190
29. Transfers of financial assets – repurchase transactions and securities lending	191
30. Collaterals	192
31. Securities	192
Risk and capital management.....	193
32. Risk management	193
33. Own funds and capital requirements	201
34. Credit risk	205
35. Market risk.....	236
36. Liquidity risk	239
37. Operational risk.....	243
Non-current assets and other investments	244
38. Property, equipment and investment properties	244
39. Intangible assets	247
40. Other assets.....	251
Leases	252
Accruals, provisions, contingent liabilities and legal proceedings.....	256
41. Other liabilities.....	256

42. Provisions	256
43. Contingent liabilities	262
Capital instruments, equity and reserves.....	264
44. Total equity	264
45. Non controlling interest	266
Scope of consolidation.....	267
46. Subsidiaries	267
47. Investments in associates and joint ventures	269
48. Unconsolidated structured entities	270
Other disclosure matters.....	273
49. Related-party transactions	273
50. Share-based payments	275
51. Fees of the Auditors	276
52. Assets held for sale and liabilities associated with assets held for sale.....	276
53. Assets and liabilities denominated in foreign currencies and outside Austria and return on assets.....	277
54. Analysis of remaining maturities	278
55. Events after the balance sheet date	278
56. Country by country reporting	279
57. Interest Rate Benchmark Reform	279
58. Government grants	281
59. Details of the companies wholly or partly owned by Erste Group as of 31 December 2021	282
Additional information.....	294
STATEMENT OF ALL MEMBERS OF THE MANAGEMENT BOARD.....	299

Consolidated statement of income

in EUR million	Notes	1-12 20	1-12 21
Net interest income	2	4,774.8	4,975.7
Interest income	2	5,107.9	5,108.9
Other similar income	2	1,461.7	1,476.5
Interest expenses	2	-621.2	-483.8
Other similar expenses	2	-1,173.6	-1,125.9
Net fee and commission income	3	1,976.8	2,303.7
Fee and commission income	3	2,354.5	2,722.1
Fee and commission expenses	3	-377.7	-418.5
Dividend income	4	19.9	33.2
Net trading result	5	137.6	58.6
Gains/losses from financial instruments measured at fair value through profit or loss	6	62.0	173.2
Net result from equity method investments		10.4	15.4
Rental income from investment properties & other operating leases	7	173.6	182.3
Personnel expenses	8	-2,520.7	-2,578.1
Other administrative expenses	8	-1,158.9	-1,180.3
Depreciation and amortisation	8	-540.9	-548.0
Gains/losses from derecognition of financial assets measured at amortised cost	9	6.8	-7.6
Other gains/losses from derecognition of financial instruments not measured at fair value through profit or loss	10	-0.4	-25.2
Impairment result from financial instruments	11	-1,294.8	-158.8
Other operating result	12	-278.3	-310.5
Levies on banking activities	12	-117.7	-73.5
Pre-tax result from continuing operations		1,368.0	2,933.4
Taxes on income	13	-342.5	-525.2
Net result for the period		1,025.5	2,408.1
Net result attributable to non-controlling interests		242.3	484.8
Net result attributable to owners of the parent		783.1	1,923.4

Earnings per share

Earnings per share constitute net profit/loss for the year attributable to owners of the parent divided by the average number of ordinary shares outstanding. Diluted earnings per share represent the maximum potential dilution (through an increase in the average number of shares) that would occur if all subscription and conversion rights granted were exercised (also see Note 44 Total equity). As in the previous year no subscription and conversion rights were outstanding during the financial year. Diluted earnings per share were equal to the undiluted.

		1-12 20	1-12 21
Net result attributable to owners of the parent	in EUR thousand	783,129	1,923,380
Dividend on AT1 capital	in EUR thousand	-114,580	-147,807
Net result for the period attributable to owners of the parent after deduction of AT1 capital dividend	in EUR thousand	668,549	1,775,573
Weighted average number of outstanding shares		426,324,725	426,246,662
Earnings per share	in EUR	1.57	4.17
Weighted average diluted number of outstanding shares		426,324,725	426,246,662
Diluted earnings per share	in EUR	1.57	4.17

Consolidated statement of comprehensive income

in EUR million	1-12 20	1-12 21
Net result for the period	1,025.5	2,408.1
Other comprehensive income		
Items that may not be reclassified to profit or loss	62.0	116.1
Remeasurement of defined benefit plans	-61.0	28.6
Fair value reserve of equity instruments	5.8	20.4
Own credit risk reserve	127.5	82.3
Deferred taxes relating to items that may not be reclassified	-10.2	-15.3
Items that may be reclassified to profit or loss	-223.4	-122.2
Fair value reserve of debt instruments	44.4	-188.3
Gains/losses during the period	34.7	-191.2
Reclassification adjustments	-1.2	4.8
Credit loss allowances	10.9	-1.9
Cash flow hedge reserve	99.2	-298.4
Gains/losses during the period	113.5	-295.3
Reclassification adjustments	-14.3	-3.1
Currency reserve	-338.4	271.0
Gains/losses during the period	-338.4	271.0
Income tax relating to items that may be reclassified	-28.6	93.5
Gains/losses during the period	-32.3	94.2
Reclassification adjustments	3.7	-0.6
Share of other comprehensive income of associates and joint ventures accounted for by the equity method	0.0	0.0
Total other comprehensive income	-161.4	-6.1
Total comprehensive income	864.1	2,402.0
Total comprehensive income attributable to non-controlling interests	215.0	475.9
Total comprehensive income attributable to owners of the parent	649.1	1,926.1

For a detailed split of income tax items within other comprehensive income please refer to Note 13 Taxes on income.

Consolidated balance sheet

in EUR million	Notes	Dec 20	Dec 21
Assets			
Cash and cash balances	15	35,838.5	45,495.4
Financial assets held for trading	20, 21	6,356.0	6,473.0
Derivatives	20	2,954.4	2,263.4
Other financial assets held for trading	21	3,401.7	4,209.6
Pledged as collateral	29	68.0	372.7
Non-trading financial assets at fair value through profit or loss	22	3,082.8	3,124.4
Pledged as collateral	29	7.9	0.0
Equity instruments	22	347.3	331.9
Debt securities	22	2,048.5	1,974.7
Loans and advances to banks		0.0	9.9
Loans and advances to customers	22	687.0	808.0
Financial assets at fair value through other comprehensive income	25	8,518.8	8,881.2
Pledged as collateral	29	50.0	130.2
Equity instruments	25	129.8	132.4
Debt securities	25	8,389.0	8,748.8
Financial assets at amortised cost	16	210,940.4	229,641.2
Pledged as collateral	29	1,898.5	1,232.4
Debt securities	16	29,578.9	35,550.8
Loans and advances to banks	16	21,466.2	20,991.4
Loans and advances to customers	16	159,895.3	173,099.1
Finance lease receivables	Leases	4,127.1	4,208.5
Hedge accounting derivatives	27	205.2	78.6
Fair value changes of hedged items in portfolio hedge of interest rate risk	27	5.3	-3.9
Property and equipment	38	2,552.1	2,645.2
Investment properties	38	1,280.4	1,344.2
Intangible assets	39	1,358.9	1,362.3
Investments in associates and joint ventures	47	190.1	210.9
Current tax assets	13	174.7	135.1
Deferred tax assets	13	460.1	562.1
Assets held for sale	51	211.8	73.0
Trade and other receivables	18	1,341.0	2,152.5
Other assets	40	750.6	1,044.6
Total assets		277,393.7	307,428.2
Liabilities and equity			
Financial liabilities held for trading	20, 23	2,625.0	2,473.7
Derivatives	20	2,037.5	1,623.8
Other financial liabilities held for trading	23	587.6	849.9
Financial liabilities at fair value through profit or loss	24	12,091.0	10,464.1
Deposits from customers	24	254.0	494.7
Debt securities issued	24	11,656.6	9,778.4
Other financial liabilities	24	180.4	190.9
Financial liabilities at amortised cost	19	235,125.3	265,415.5
Deposits from banks	19	24,771.3	31,885.6
Deposits from customers	19	190,816.4	210,028.7
Debt securities issued	19	19,019.8	22,351.7
Other financial liabilities		517.7	1,149.4
Lease liabilities	Leases	559.7	588.1
Hedge accounting derivatives	27	188.7	309.4
Fair value changes of hedged items in portfolio hedge of interest rate risk	27	0.1	0.0
Provisions	42	2,081.9	1,985.9
Current tax liabilities	13	58.5	143.6
Deferred tax liabilities	13	20.0	18.7
Liabilities associated with assets held for sale	51	1.4	0.0
Other liabilities	41	2,231.8	2,515.9
Total equity	44	22,410.3	23,513.4
Equity attributable to non-controlling interests	44	5,073.1	5,516.0
Additional equity instruments	44	2,733.0	2,236.2
Equity attributable to owners of the parent	44	14,604.2	15,761.2
Subscribed capital	44	859.6	859.6
Additional paid-in capital	44	1,477.7	1,477.7
Retained earnings and other reserves	44	12,266.9	13,423.9
Total liabilities and equity		277,393.7	307,428.2

Consolidated statement of changes in equity

in EUR million	Subscribed capital	Additional paid-in capital	Retained earnings	Cash flow hedge reserve	Fair value reserve	Own credit risk reserve	Currency reserve	Remeasurement of defined benefit plans	Equity attributable to owners of the parent	Additional equity instruments	Equity attributable to non-controlling interests	Total equity
As of 1 January 2021	859.6	1,477.7	13,773.0	35.9	238.8	-290.3	-941.4	-549.1	14,604.2	2,733.0	5,073.1	22,410.3
Changes in treasury shares	0.0	0.0	-3.7	0.0	0.0	0.0	0.0	0.0	-3.7	0.0	0.0	-3.7
Dividends paid	0.0	0.0	-756.0	0.0	0.0	0.0	0.0	0.0	-756.0	0.0	-40.0	-795.9
Capital increase/decrease	0.0	0.0	0.0	0.0	0.0	0.0	0.0	0.0	0.0	-496.8	1.4	-495.4
Changes in scope of consolidation and ownership interest	0.0	0.0	-4.7	0.0	0.0	0.0	0.0	0.0	-4.7	0.0	-10.9	-15.6
Reclassification from other comprehensive income to retained earnings	0.0	0.0	5.3	0.0	-10.3	4.9	0.0	0.0	0.0	0.0	0.0	0.0
Share based payments	0.0	0.0	16.0	0.0	0.0	0.0	0.0	0.0	16.0	0.0	0.0	16.0
Other changes	0.0	0.0	-20.8	0.0	0.0	0.0	0.0	0.0	-20.8	0.0	16.5	-4.3
Total comprehensive income	0.0	0.0	1,923.4	-241.5	-113.7	78.0	268.9	11.0	1,926.1	0.0	475.9	2,402.0
Net result for the period	0.0	0.0	1,923.4	0.0	0.0	0.0	0.0	0.0	1,923.4	0.0	484.8	2,408.1
Other comprehensive income	0.0	0.0	0.0	-241.5	-113.7	78.0	268.9	11.0	2.7	0.0	-8.9	-6.1
Change from remeasurement of defined benefit plans	0.0	0.0	0.0	0.0	0.0	0.0	0.0	11.0	11.0	0.0	13.1	24.1
Change in fair value reserve	0.0	0.0	0.0	0.0	-113.7	0.0	0.0	0.0	-113.7	0.0	-22.5	-136.2
Change in cash flow hedge reserve	0.0	0.0	0.0	-241.5	0.0	0.0	0.0	0.0	-241.5	0.0	-0.1	-241.5
Change in currency reserve	0.0	0.0	0.0	0.0	0.0	0.0	268.9	0.0	268.9	0.0	2.1	271.0
Change in own credit risk reserve	0.0	0.0	0.0	0.0	0.0	78.0	0.0	0.0	78.0	0.0	-1.5	76.5
As of 31 December 2021	859.6	1,477.7	14,932.5	-205.6	114.8	-207.3	-672.5	-538.1	15,761.2	2,236.2	5,516.0	23,513.4

In the column 'Additional equity instruments', Erste Group reports additional tier 1 bonds redeemed in 2021 with a nominal value of EUR 500.0 million (2020: issued EUR 1,250.0 million). After deduction of costs directly attributable to the capital increase of EUR 3.2 million (2020: EUR 7.4 million) the net decrease in additional equity instruments amounted to EUR 496.8 million (2020: net increase EUR 1,242.6 million). Costs directly attributable to the capital increase of EUR 3.2 million were deducted from retained earnings. Additional tier 1 bonds are unsecured and subordinated bonds which are classified as equity under IFRS. For further details, see Note 44 Total equity.

in EUR million	Subscribed capital	Additional paid-in capital	Retained earnings	Cash flow hedge reserve	Fair value reserve	Own credit risk reserve	Currency reserve	Remeasurement of defined benefit plans	Equity attributable to owners of the parent	Additional equity instruments	Equity attributable to non-controlling interests	Total equity
As of 1 January 2020	859.6	1,477.7	13,095.2	-45.4	260.4	-398.9	-609.6	-509.5	14,129.5	1,490.4	4,857.5	20,477.3
Changes in treasury shares	0.0	0.0	-57.7	0.0	0.0	0.0	0.0	0.0	-57.7	0.0	0.0	-57.7
Dividends paid	0.0	0.0	-114.6	0.0	0.0	0.0	0.0	0.0	-114.6	0.0	-4.8	-119.4
Capital increase/decrease	0.0	0.0	0.0	0.0	0.0	0.0	0.0	0.0	0.0	1,242.6	6.1	1,248.7
Changes in scope of consolidation and ownership interest	0.0	0.0	-1.7	0.0	0.0	0.0	0.0	0.0	-1.7	0.0	-1.1	-2.8
Reclassification from other comprehensive income to retained earnings	0.0	0.0	69.0	0.0	-68.2	-0.8	0.0	0.0	0.0	0.0	0.0	0.0
Share based payments	0.0	0.0	0.0	0.0	0.0	0.0	0.0	0.0	0.0	0.0	0.0	0.0
Other changes	0.0	0.0	-0.4	0.0	0.0	0.0	0.0	0.0	-0.4	0.0	0.4	0.0
Total comprehensive income	0.0	0.0	783.1	81.3	46.5	109.5	-331.7	-39.6	649.1	0.0	215.0	864.1
Net result for the period	0.0	0.0	783.1	0.0	0.0	0.0	0.0	0.0	783.1	0.0	242.3	1,025.5
Other comprehensive income	0.0	0.0	0.0	81.3	46.5	109.5	-331.7	-39.6	-134.0	0.0	-27.3	-161.4
Change from remeasurement of defined benefit plans	0.0	0.0	0.0	0.0	0.0	0.0	0.0	-39.6	-39.6	0.0	-19.0	-58.6
Change in fair value reserve	0.0	0.0	0.0	0.0	46.5	0.0	0.0	0.0	46.5	0.0	-7.7	38.8
Change in cash flow hedge reserve	0.0	0.0	0.0	81.3	0.0	0.0	0.0	0.0	81.3	0.0	-0.1	81.2
Change in currency reserve	0.0	0.0	0.0	0.0	0.0	0.0	-331.7	0.0	-331.7	0.0	-6.6	-338.4
Change in own credit risk reserve	0.0	0.0	0.0	0.0	0.0	109.5	0.0	0.0	109.5	0.0	6.1	115.6
As of 31 December 2020	859.6	1,477.7	13,773.0	35.9	238.8	-290.3	-941.4	-549.1	14,604.2	2,733.0	5,073.1	22,410.3

Consolidated statement of cash flows

in EUR million	Notes	1-12 20	1-12 21
Net result for the period		1,025.5	2,408.1
Non-cash adjustments for items in net profit/loss for the year			
Depreciation, amortisation and net impairment of non-financial assets	38, 39	614.3	606.6
Net allocation of credit loss allowances and other provisions	12	1,441.2	219.7
Gains/losses from measurement and derecognition of financial assets and financial liabilities	9, 10	-189.6	210.6
Other adjustments		-277.4	83.1
Changes in assets and liabilities from operating activities after adjustment for non-cash components			
Financial assets held for trading	20, 21	-607.9	-120.2
Non-trading financial assets at fair value through profit or loss	22		
Equity instruments	22	42.8	15.4
Debt securities	22	337.1	75.0
Loans and advances to banks	22		-9.9
Loans and advances to customers	22	-212.7	-154.5
Financial assets at fair value through other comprehensive income: debt securities	25	484.1	-476.2
Financial assets at amortised cost	16		
Debt securities	16	-2,816.0	-5,977.9
Loans and advances to banks	16	1,585.3	501.4
Loans and advances to customers	16	-6,790.7	-13,336.3
Finance lease receivables	Leases	-106.2	-70.1
Hedge accounting derivatives	27	6.2	-114.9
Other assets from operating activities	18, 40	310.3	-1,025.5
Financial liabilities held for trading	20, 23	308.9	-537.3
Financial liabilities at fair value through profit or loss	24	-1,271.9	-1,341.2
Financial liabilities measured at amortised cost	19		
Deposits from banks	19	11,630.8	7,114.3
Deposits from customers	19	17,750.3	19,170.0
Debt securities issued	19	1,659.4	3,331.9
Other financial liabilities		-58.6	631.6
Hedge accounting derivatives	27	-80.5	120.7
Other liabilities from operating activities	41	-291.1	78.9
Cash flow from operating activities		24,493.4	11,403.7
Proceeds of disposal			
Financial assets at fair value through other comprehensive income: equity instruments	25	86.3	2.5
Investments in associates and joint ventures	47	5.0	-21.4
Property and equipment and intangible assets	38, 39	147.3	97.2
Investment properties	38	11.5	56.5
Acquisition of			
Financial assets at fair value through other comprehensive income: equity instruments	25	-1.1	0.0
Property and equipment and intangible assets	38, 39	-549.5	-548.0
Investment properties	38	-51.1	-63.0
Acquisition of subsidiaries (net of cash and cash equivalents acquired)		0.0	-7.2
Cash flow from investing activities		-351.6	-483.4
Capital increase	44	1,248.7	1.4
Capital decrease	44	0.0	-496.8
Changes in ownership interests that do not result in a loss of control	44	-2.8	-15.6
Dividends paid to equity holders of the parent	44	-114.6	-756.0
Dividends paid to non-controlling interests	44	-4.8	-40.0
Cash flow from financing activities		1,126.5	-1,306.9
Cash and cash equivalents at the beginning of the period	15	10,693.3	35,838.5
Cash flow from operating activities		24,493.4	11,403.7
Cash flow from investing activities		-351.6	-483.4
Cash flow from financing activities		1,126.5	-1,306.9
Effect of currency translation		-123.0	43.4
Cash and cash equivalents at the end of period	15	35,838.5	45,495.4
Cash flows related to taxes, interest and dividends (included in cash flow from operating activities)		4,238.4	4,055.5
Payments for taxes on income	13	-438.9	-391.1
Interest received	2	7,233.2	6,899.9
Dividends received	4	19.9	33.2
Interest paid	2	-2,575.8	-2,486.5

Cash and cash equivalents are equal to cash in hand, cash balances at central banks and other demand deposits.

Notes to the group financial statements of Erste Group

General information

Erste Group Bank AG is Austria's oldest savings bank and listed on the Vienna Stock Exchange. It is also quoted on the Prague Stock Exchange and on the Bucharest Stock Exchange. The registered office of Erste Group Bank AG is located at Am Belvedere 1, 1100 Vienna, Austria.

The group of Erste Group Bank AG (hereinafter referred to as 'Erste Group' or 'Group') offers a complete range of banking and other financial services, such as savings accounts, asset management (including investment funds), consumer credit and mortgage lending, investment banking, securities and derivatives trading, portfolio management, project finance, foreign trade financing, corporate finance, capital market and money market services, foreign exchange trading, leasing and factoring.

These consolidated financial statements have been prepared and authorised for issue by the management board as at the signing date of this report. Both, the supervisory board (24 March 2022) and the annual general meeting (18 May 2022) may amend the individual financial statements of Erste Group Bank AG, which in turn may have an impact on these consolidated financial statements. The consolidated financial statements have not been accepted by the supervisory board and the financial statements of Erste Group Bank AG have not been approved by the supervisory board at the date of this report.

Erste Group is subject to the regulatory requirements of Austrian and European supervisory bodies (National Bank, Financial Market Authority, Single Supervisory Mechanism). These regulations include those pertaining to minimum capital adequacy requirements, categorisation of exposures and off-balance sheet commitments, credit risk connected with clients of the Group, market risk (including interest rate and foreign exchange risk), and operational risk.

In addition to the banking entities, some Group companies are subject to regulatory requirements, specifically in relation to asset management.

Significant accounting policies

a) Basis of preparation

The consolidated financial statements of Erste Group for the financial year ending on 31 December 2021 and the related comparative information were prepared in compliance with applicable International Financial Reporting Standards (IFRS) as adopted by the European Union on the basis of IAS Regulation (EC) No. 1606/2002. The requirements of Section 59a of the Austrian Banking Act and Section 245a of the Austrian Commercial Code are fulfilled.

The consolidated financial statements have been prepared on a going concern basis.

Erste Group is subject to regulatory restrictions on capital distributions stemming from the EU-wide capital requirements regulations applicable to all credit institutions based in the EU. Erste Group does not have any other significant restrictions on its ability to access or use the assets and settle the liabilities of the Group. Also, the owners of non-controlling interests in Group subsidiaries do not have rights that can restrict the Group's ability to access or use the assets and settle the liabilities of the Group.

Except as otherwise indicated, all amounts are stated in millions of euro. The tables in this report may contain rounding differences. The abbreviations used in the consolidated financial statements of Erste Group are explained in the appendix 'Abbreviations' at the end of this report.

b) Covid-19 disclosures

In the consolidated financial statements of Erste Group, considerations and significant impacts of the Covid-19 outbreak are presented in those chapters to which they can be assigned thematically. An overview about these disclosures is presented in the following:

- _ The chapter 'c) Accounting and measurement methods' discusses the accounting and measurement methods used for public moratoria and payment holidays, public guarantees and impairment of non-financial assets including significant effects of those topics on the consolidated financial statements in 2021.
- _ The chapter 'd) Significant accounting judgements, assumptions and estimates' contains information about the key sources of estimation uncertainty in the light of the Covid-19 pandemic.
- _ Note 33 Own funds and capital requirements discusses the adjustments to the regulatory framework due to the current Covid-19 crisis.
- _ Note 34 Credit risk contains a separate sub-chapter 'Covid-19' which explains the considerations of the pandemic on the ECL measurement, sensitivity analyses and information on credit exposures subject to certain Covid 19 measures.

c) Accounting and measurement methods

Foreign currency translation

The consolidated financial statements are presented in euro, which is the functional currency of Erste Group Bank AG, the parent company of Erste Group. The functional currency is the currency of the primary business environment in which an entity operates. Each entity in Erste Group determines its own functional currency, and items included in the financial statements of each entity are measured using that functional currency.

For foreign currency translation, exchange rates quoted by the central banks in each country are used. For Erste Group entities with the euro as functional currency, these are the European Central Bank reference rates.

i. Transactions and balances in foreign currency

Transactions in foreign currencies are initially recorded at the functional currency exchange rate effective as of the date of the transaction. Subsequently, monetary assets and liabilities denominated in foreign currencies are translated at the functional currency exchange rate as of the balance sheet date. All resulting exchange differences that arise are recognised in the statement of income under the line item 'Net trading result'. Non-monetary items that are measured in terms of historical cost in a foreign currency are translated using the exchange rates as of the dates of the initial transactions, i.e. they do not give rise to exchange differences. Non-monetary items that are measured at fair value (such as equity investments) in a foreign currency are translated using the exchange rates at the date when the fair value is measured, thus the exchange differences are part of the fair value gains or losses.

ii. Translation of the statements of Group companies

Assets and liabilities of foreign operations (foreign subsidiaries and branches) are translated into Erste Group's presentation currency, the euro, at the rate of exchange as of the balance sheet date (closing rate). Their consolidated statement of income and consolidated statement of comprehensive income are translated at the average exchange rate of the respective reporting period calculated on the basis of daily rates. Goodwill, intangible assets (i.e. customer relationships and brand) and fair value adjustments to the carrying amounts of assets and liabilities recognised on acquisition of foreign subsidiaries on the acquisition are treated as assets and liabilities of the foreign subsidiaries and are translated at the closing rate. However, goodwill of Česká spořitelna a.s. is translated at the historical FX rate as allowed by the transitional provisions in IAS 21.59.

Exchange differences arising on translation are recognised in OCI in the line 'Currency reserve' of the statement of comprehensive income. The accumulated OCI is presented in equity, specifically under 'Currency reserve' in the statement of changes in equity. On disposal of a foreign subsidiary, the cumulative amount of translation differences recognised in other comprehensive income is recognised in the statement of income under the line item 'Other operating result'.

Accounting treatment of issues related to Covid-19

i. Public moratoria and payment holidays

In light of the pervasive existence of Covid-19, also in 2021 a variety of measures have been offered by governments in Erste Group's region aimed at addressing the economic consequences of the outbreak on individuals, households and businesses. Such measures include, for example, public moratoria on repayment of loans, overdraft facilities and mortgages. Further, Erste Group keeps offering renegotiations of repayment schedules and payment holidays on a voluntary basis to customers facing liquidity shortages.

The public moratoria in general relate to customers which were performing before the outbreak of the Covid-19 pandemic. In 2021 all public moratoria were based on an opt-in approach, meaning that customers have to ask the bank for the payment reliefs. In 2020, also opt-out public moratoria were in place in Hungary and Serbia whereby the customers were automatically subject to the moratorium. The range of payment deferral periods in Erste Group countries was enacted between 3 to 11 months. However, prolongations of the moratoria have been provided afterwards in some countries, such as in Hungary, Croatia and Romania. Apart from prolongations, also new moratorium schemes were issued by local governments, for example, in Hungary, in Serbia and in Czech Republic. For those moratoria when an economic loss was incurred modification losses were recognised from accounting perspective. Such economic losses mostly resulted from the fact that the interest accrued on the deferred payments, instead of being repaid or capitalised at the end of the moratorium, is repaid over the period after the moratorium.

Both public moratoria and voluntarily granted payment holidays modify contractual cash flows of the related financial asset and are therefore treated as contractual modifications within the meaning of IFRS 9. The accounting policies disclosed in chapter 'Financial instruments – Significant accounting policies', part 'Derecognition of financial instruments including treatment of contractual modifications' apply.

The public moratoria and payment holidays applied in Erste Group did not lead to derecognition. In particular, this is because the moratoria and payment holidays are typically below one year and in most cases the contractual interest continues to accrue during the suspension phase. Thus the present value effect of the modification is less than 10%, thus it is below the threshold defined for significant modifications leading to derecognition.

In the statement of income, the modification gain or loss is presented in the line 'Interest income' under 'Net interest income' if the modification relates to financial assets in Stage 1. For financial assets in Stage 2 and 3 and POCI financial assets, the modification gain or loss is presented in the line 'Impairment result from financial instruments'.

With respect to the assessment of significant increases in credit risk (SICR), Erste Group does not consider the public moratoria and payment holidays in itself as automatic SICR triggers, but applies its specific assessment rules consisting of qualitative information and quantitative thresholds. Details on this assessment and other considerations on the expected credit loss estimation in the light of the Covid-19 outbreak are described in Note 34 Credit risk.

In 2021, out of the total modification losses incurred in the amount of EUR 43.5 million, Erste Group did not incur significant modification losses related to Covid-19 related public or private moratoria. In 2020, Erste Group incurred modification losses in total amount of EUR 73.6 million, thereof the vast majority related to contractual modifications arising from Covid-19-related public or private moratoria.

ii. Public guarantees

In their efforts to mitigate the economic effects of Covid-19, some governments and other public institutions in Erste Group's region are providing public guarantees on banks' exposures. The relevant accounting policy for financial guarantees is disclosed in note 42 Provisions, part Financial guarantees. Financial guarantees received in the context of public Covid-19 measures typically related to new credit facilities and are therefore considered as integral. Integral financial guarantees are included in the estimates of expected credit losses from the related financial assets. Premiums paid for integral financial guarantees and other credit enhancements are considered in the EIR of the related financial assets. The existence of such credit enhancements does not affect the SICR assessment.

iii. Impairment of non-financial assets

Following the thorough analysis of potential impairment of Erste Group's non-financial assets, including goodwill, performed for the 2020 year end, no additional impairment indicators have been identified as at 31 December 2021. As a result, no Covid-19 related impairments on non-financial assets were recognised in 2021.

iv. Impairment of financial instruments

The impairment loss in the line item 'Impairment result from financial instruments' in the amount of EUR 158.7 million was affected by a release of impairment in the amount of EUR 39.1 million which is directly attributable to changes in macro environment and management actions to identify mostly affected portfolios due to Covid-19 pandemic. In 2020, the impairment loss directly attributable Covid-19 effects was EUR 823.4 million out of the overall impairment result in the amount of EUR 1,294.8 million.

Details on the effects of Covid-19 on the expected credit loss estimation are described in Note 34 Credit risk.

d) Significant accounting judgements, assumptions and estimates

The consolidated financial statements contain amounts that have been determined on the basis of judgements and by the use of estimates and assumptions. The estimates and assumptions used are based on historical experience and other factors, such as planning as well as expectations and forecasts of future events that are currently deemed to be reasonable. As a consequence of the uncertainty associated with these assumptions and estimates, actual results could in future periods lead to adjustments in the carrying amounts of the related assets or liabilities. The most significant uses of judgements, assumptions and estimates are described in the notes of the respective assets and liabilities and relate in particular to:

- _ Taxes on income and deferred tax assets (Note 13 Taxes on income)
- _ SPPI assessment of financial instruments (Chapter Financial instruments – Significant accounting policies)
- _ Business model assessment of financial instruments (Chapter Financial instruments – Significant accounting policies)
- _ Financial liabilities stemming from the TLTRO programme of the ECB (Chapter Financial instruments – Significant accounting policies, Note 19 Financial liabilities at amortised cost)
- _ Fair value of financial instruments (Note 26 Fair value of financial instruments)
- _ Impairment of financial instruments (Chapter Financial instruments – Significant accounting policies, Note 34 Credit risk)
- _ Impairment of non-financial assets (Chapter Non-current assets and other investments)
- _ Provisions (Note 42 Provisions)
- _ Defined employees benefit plans (Note 42 Provisions)
- _ Control of subsidiaries (Note 46 Subsidiaries)
- _ Significant influence in associates and joint ventures (Note 47 Investments in associates and joint ventures)
- _ Interest in structured entities (Note 48 Unconsolidated structured entities)

The Covid-19 pandemic increased the level of uncertainty. The consequences for the economy as well as the measures taken by governments and regulators are likely to continue to affect Erste Group's financial performance and position. The potential effects include significant impacts on expected credit losses, on operating income as well as impacts of potential goodwill and other non-financial assets impairment assessments. All effects that could be reasonably estimated were recognised by 2021 end. Erste Group will continue to follow the developments closely and will recognise any effects as the situation further unfolds.

e) Application of amended and new IFRS/IAS

The accounting policies adopted are consistent with those used in the previous financial year except for standards and interpretations that became effective for financial years beginning after 1 January 2021. As regards new standards and interpretations and their amendments, only those that are relevant for the business of Erste Group are listed below.

Effective standards and interpretations

The following amendments of standards have become mandatory for the financial year 2021 and have been endorsed by the EU:

- _ Amendments to IFRS 9, IAS 39, IFRS 7, IFRS 4 and IFRS 16: Interest Rate Benchmark Reform – Phase 2
- _ Amendments to IFRS 16 Leases: Covid-19- Related Rent Concessions beyond 30 June 2021

Application of the above mentioned amendments in 2021 did not have a significant impact on Erste Group's financial statements.

Standards and interpretations not yet effective

The standards and amendments shown below were issued by the IASB but are not yet effective.

Following amendments to standards are already endorsed by the EU:

- _ Annual Improvements to IFRSs 2018-2020 Cycle
- _ IFRS 17: Insurance contracts

Following standards and amendments and interpretations have not yet been endorsed by the EU until 18 February 2022:

- _ Amendments to IAS 1: Disclosure of Accounting Policies
- _ Amendments to IAS 8: Definition of Accounting Estimates
- _ Amendments to IAS 12 Income Taxes: Deferred Tax related to Assets and Liabilities arising from a Single Transaction

Annual Improvements to IFRSs 2018-2020 Cycle. In May 2020, the IASB issued a set of amendments to various standards. The amendments to IFRS 1, IFRS 9, IFRS 16 and IAS 41 are effective for annual periods beginning on or after 1 January 2022. The amendment to IFRS 9 clarifies that only fees paid or received between the entity (the borrower) and the lender are included in applying the '10 per cent' test for derecognition of a financial liability. Application of these amendments is not expected to have a significant impact on Erste Group's financial statements.

IFRS 17: Insurance contracts. IFRS 17 was issued in May 2017 and is effective for annual periods beginning on or after 1 January 2023. IFRS 17 establishes the principles for the recognition, measurement, presentation and disclosure of insurance contracts within the scope of the standard. The objective of IFRS 17 is to ensure that an entity provides relevant information that faithfully represents those contracts. This information gives a basis for users of financial statements to assess the effect that insurance contracts have on the entity's financial position, financial performance and cash flows. Erste Group is in process of assessing whether some of its contracts fall in scope of IFRS 17. Erste Group will estimate the effect on its financial statements when this has been clarified.

Amendments to IAS 1: Disclosure of Accounting policies. The amendments to IAS 1 were issued In February 2021 and are effective for annual periods beginning on or after 1 January 2023. The amendments specify that an entity is required to disclose its material accounting policy information. A guidance was added to explain how an entity can identify material accounting policy information and to give examples of when accounting policy information is likely to be material. Application of these amendments is not expected to have a significant impact on Erste Group's financial statements. However, revisions in the disclosures of the accounting policies may be required.

Amendments to IAS 8: Definition of Accounting Estimates. The amendments to IAS 8 were issued In February 2021 and are effective for annual periods beginning on or after 1 January 2023. The amendments clarify how companies should distinguish changes in accounting policies from changes in accounting estimates. Application of these amendments is not expected to have a significant impact on Erste Group's financial statements.

Amendments to IAS 12 Income Taxes: Deferred Tax related to Assets and Liabilities arising from a Single Transaction. The amendments to IAS 12 were issued In March 2021 and are effective for annual periods beginning on or after 1 January 2023. The amendments specify that the initial recognition exemption stipulated in IAS 12.15(b) and IAS12.24 does not apply to transactions in which equal amounts of deductible and taxable temporary differences arise on initial recognition. Application of these amendments is not expected to have a significant impact on Erste Group's financial statements.

PERFORMANCE / RETURN

1. Segment reporting

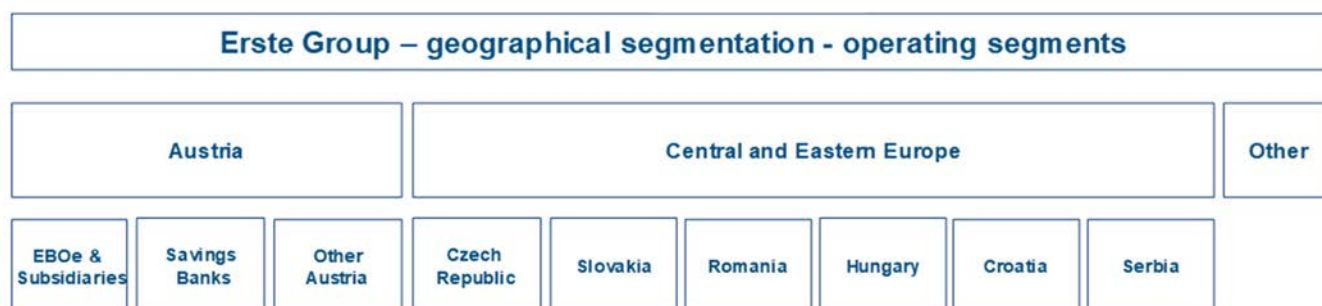
Erste Group's segment reporting is based on IFRS 8 Operating Segments, which adopts the management approach. Accordingly, segment information is prepared on the basis of internal management reporting that is regularly reviewed by the chief operating decision maker to assess the performance of the segments and make decisions regarding the allocation of resources. Within Erste Group the function of the chief operating decision maker is exercised by the management board.

Erste Group uses a matrix organisational structure with geographical segmentation and business segments. Since the chief operating decision maker performs the steering primarily based on geographical segments, those are defined as operating segments according to IFRS 8. In order to provide more comprehensive information, the performance of the business segments is reported additionally.

Geographical segmentation (operating segments)

For the purpose of segment reporting geographical segments are defined as operating segments, for which the information is presented on the basis of the booking entity's location (not the country of risk). In case of information regarding a partial group, the allocation is based on the location of the respective parent entity according to the local management responsibility.

Geographical areas are defined according to the core markets in which Erste Group operates. Based on the locations of the banking and other financial institution participations, the geographical areas consist of two core markets, Austria and Central and Eastern Europe and a residual segment Other that comprises the remaining business activities of Erste Group outside its core markets as well as the reconciliation to the consolidated accounting result.



The geographical area Austria consists of the following three operating segments:

- The **Erste Bank Oesterreich & Subsidiaries** (EBOe & Subsidiaries) segment comprises Erste Bank der oesterreichischen Sparkassen AG (Erste Bank Oesterreich) and its main subsidiaries (e.g. sBausparkasse, Salzburger Sparkasse, Tiroler Sparkasse, Sparkasse Hainburg).
- The **Savings banks** segment includes those savings banks which are members of the Haftungsverbund (cross-guarantee system) of the Austrian savings banks sector and in which Erste Group does not hold a majority stake but which are fully controlled according to IFRS 10. The fully or majority owned Erste Bank Oesterreich, Tiroler Sparkasse, Salzburger Sparkasse, and Sparkasse Hainburg are not part of the Savings Banks segment.
- The **Other Austria** segment comprises Erste Group Bank AG (Holding) with its Corporates and Group Markets business, Erste Group Immorent GmbH, Erste Asset Management GmbH and Intermarket Bank AG.

The geographical area Central and Eastern Europe (CEE) consists of six operating segments covering Erste Group's banking subsidiaries located in the respective CEE countries:

- **Czech Republic** (comprising Česká spořitelna Group)
- **Slovakia** (comprising Slovenská sporiteľňa Group)
- **Romania** (comprising Banca Comercială Română Group)
- **Hungary** (comprising Erste Bank Hungary Group)
- **Croatia** (comprising Erste Bank Croatia Group)
- **Serbia** (comprising Erste Bank Serbia Group).

The residual segment **Other** covers mainly centrally managed activities and items that are not directly allocated to other segments. It comprises the corporate center of Erste Group Bank AG (and thus dividends and the refinancing costs from participations, general administrative expenses), internal service providers (facility management, IT, procurement), the banking tax of Erste Group Bank AG as well as free capital of Erste Group (defined as the difference of the total average IFRS equity and the average economical equity allocated to the segments). Asset/Liability Management of Erste Group Bank AG as well as the reconciliation to the consolidated accounting result (e.g. intragroup eliminations, dividend eliminations) are also part of the segment Other. Intragroup eliminations are equal to the Intragroup eliminations shown in the business segmentation view (see the table 'Business segments (2)').

Business segmentation

Apart from geographical segments, which are Erste Group's operating segments, business segments are reported as well.



Retail. The Retail segment comprises the business with private individuals, micros and free professionals within the responsibility of account managers in the retail network. This business is operated by the local banks in cooperation with their subsidiaries such as leasing and asset management companies with a focus on simple products ranging from mortgage and consumer loans, investment products, current accounts, savings products to credit cards and cross selling products such as leasing, insurance and building society products.

Corporates. The Corporates segment comprises business done with corporate customers of different turnover size (small and medium-sized enterprises and Large Corporate customers) as well as commercial real estate and public sector business.

Group Markets. The Group Markets (GM) segment comprises trading and markets services as well as customer business with financial institutions. It includes all activities related to the trading books of Erste Group, including the execution of trade, market making and short-term liquidity management. In addition, it comprises business connected with servicing financial institutions as clients.

Asset/Liability Management & Local Corporate Center. The Asset/Liability Management & Local Corporate Center (ALM & LCC) segment includes all asset/liability management functions – local and of Erste Group Bank AG (Holding) – as well as the local corporate centers which comprise all non-core banking business activities such as internal service providers and reconciliation items to local entity results. The corporate center of Erste Group Bank AG is included in the Group Corporate Center segment.

Savings Banks. The Savings Banks segment is identical to the operating segment Savings banks.

Group Corporate Center. The Group Corporate Center (GCC) segment covers mainly centrally managed activities and items that are not directly allocated to other segments. It comprises the corporate center of Erste Group Bank AG (and thus dividends and the refinancing costs from participations, general administrative expenses), internal service providers (facility management, IT, procurement), the banking tax of Erste Group Bank AG as well as free capital of Erste Group (defined as the difference of the total average IFRS equity and the average economical equity allocated to the segments).

Intragroup Elimination. Intragroup Elimination (IC) is not defined as a segment but is the reconciliation to the consolidated accounting result. It includes intragroup eliminations between participations of Erste Group (e.g. intragroup funding, internal cost charges). Intragroup eliminations within partial groups are disclosed in the respective segments. Dividend elimination between Erste Group Bank AG and its fully consolidated subsidiaries is performed in Group Corporate Center. Consolidation differences arising between the segments, which are eliminated over the lifespan of the underlying transaction, are part of Group Corporate Center.

Measurement

The profit and loss statement of the segment report is based on the measures reported to the Erste Group management board for the purpose of allocating resources to the segments and assessing their performance. Management reporting as well as the segment report of Erste Group are based on IFRS. Accounting standards and methods as well as measurements used in segment reporting are the same as for the consolidated financial statements of accounting.

Interest revenues are not reported separately from interest expenses for each reportable segment. Those measures are reported on the net basis within the position 'Net interest income' as interest revenues and interest expenses are neither included into the measure of segment profit or loss reviewed by the chief operating decision maker nor otherwise regularly provided to the chief operating decision maker. Chief operating decision maker relies solely on net interest income to assess the performance of the segments and make decisions about resources to be allocated to the segments. Net fee and commission income and Other operating result are reported on a net basis according to the regular reporting to the chief operating decision maker.

Capital consumption per segment is regularly reviewed by the management of Erste Group to assess the performance of the segments. The average allocated capital is determined by the credit risk, market risk, operational risk and business strategic risk. According to the regular internal reporting to Erste Group management board, total assets and total liabilities as well as risk weighted assets and allocated capital are

disclosed per segment. Total average allocated capital for the Group equals average total equity of the Group. For measuring and assessing the profitability of segments within Erste Group, such key measures as return on allocated capital and cost/income ratio are used.

Return on allocated capital is defined as net result for the period before minorities in relation to the average allocated capital of the respective segment. Cost/income ratio is defined as operating expenses (general administrative expenses) in relation to operating income (total of net interest income, net fee and commission income, dividend income, net trading result, gains/losses from financial instruments measured at fair value through profit or loss, net result from equity method investments, rental income from investment properties and other operating lease).

Operating segments: Geographical segmentation – overview

in EUR million	Austria		Central and Eastern Europe		Other		Total Group	
	1-12 20	1-12 21	1-12 20	1-12 21	1-12 20	1-12 21	1-12 20	1-12 21
Net interest income	2,158.6	2,143.9	2,475.4	2,617.5	140.9	214.3	4,774.8	4,975.7
Net fee and commission income	1,176.1	1,345.9	894.8	1,043.9	-94.1	-86.1	1,976.8	2,303.7
Dividend income	9.8	14.4	3.5	7.9	6.6	10.9	19.9	33.2
Net trading result	-17.2	33.9	214.9	226.7	-60.1	-201.9	137.6	58.6
Gains/losses from financial instruments at FVPL	23.6	74.3	20.1	-31.6	18.3	130.5	62.0	173.2
Net result from equity method investments	1.8	-0.6	4.7	10.8	3.9	5.2	10.4	15.4
Rental income from investment properties & other operating leases	143.7	149.3	49.8	48.1	-19.9	-15.1	173.6	182.3
General administrative expenses	-2,184.8	-2,163.5	-1,842.6	-1,941.3	-193.1	-201.7	-4,220.5	-4,306.5
thereof depreciation and amortization	-178.0	-175.0	-265.0	-267.2	-97.8	-105.9	-540.9	-548.0
Gains/losses from derecognition of financial assets at AC	7.7	-0.8	0.3	-7.0	-1.1	0.2	6.8	-7.6
Other gains/losses from derecognition of financial instruments not at FVPL	-0.6	-21.7	0.7	-1.9	-0.5	-1.5	-0.4	-25.2
Impairment result from financial instruments	-605.3	-4.3	-711.2	-163.5	21.7	9.0	-1,294.8	-158.8
Other operating result	-35.2	-21.1	-223.0	-175.4	-20.1	-114.0	-278.3	-310.5
Levies on banking activities	-8.5	-9.6	-92.2	-63.0	-17.0	-0.9	-117.7	-73.5
Pre-tax result from continuing operations	678.3	1,549.5	887.2	1,634.2	-197.5	-250.3	1,368.0	2,933.4
Taxes on income	-95.2	-377.6	-188.1	-330.9	-59.2	183.3	-342.5	-525.2
Net result for the period	583.1	1,171.9	699.1	1,303.3	-256.7	-67.0	1,025.5	2,408.1
Net result attributable to non-controlling interests	216.2	431.0	22.0	51.5	4.1	2.2	242.3	484.8
Net result attributable to owners of the parent	366.9	740.9	677.2	1,251.7	-260.9	-69.3	783.1	1,923.4
Operating income	3,496.5	3,760.9	3,663.1	3,923.3	-4.4	57.8	7,155.1	7,742.0
Operating expenses	-2,184.8	-2,163.5	-1,842.6	-1,941.3	-193.1	-201.7	-4,220.5	-4,306.5
Operating result	1,311.7	1,597.5	1,820.4	1,982.0	-197.5	-143.9	2,934.6	3,435.5
Risk-weighted assets (credit risk, eop)	52,187	58,570	43,346	47,178	2,933	2,711	98,466	108,459
Average allocated capital	6,789	8,348	7,189	8,573	7,467	6,308	21,445	23,229
Cost/income ratio	62.5%	57.5%	50.3%	49.5%	>100%	>100%	59.0%	55.6%
Return on allocated capital	8.6%	14.0%	9.7%	15.2%	-3.4%	-1.1%	4.8%	10.4%
Total assets (eop)	182,528	199,308	119,760	134,082	-24,894	-25,962	277,394	307,428
Total liabilities excluding equity (eop)	146,072	161,679	107,557	121,281	1,354	954	254,983	283,915
Impairments	-612.3	-9.1	-767.9	-216.2	28.1	-3.9	-1,352.1	-229.1
Net impairment loss on financial assets AC/FVTOCI and finance lease receivables	-516.2	34.9	-645.0	-109.5	25.6	20.6	-1,135.6	-54.1
Net impairment loss on commitments and guarantees given	-89.1	-39.2	-66.2	-54.0	-3.9	-11.6	-159.2	-104.8
Impairment of goodwill	0.0	0.0	0.0	0.0	0.0	0.0	0.0	0.0
Net impairment on investments in subsidiaries, joint ventures and associates	0.0	0.0	-8.1	-3.9	25.7	-9.8	17.5	-13.7
Net impairment on other non-financial assets	-7.0	-4.8	-48.6	-48.8	-19.3	-3.1	-74.8	-56.7

Operating segments: Geographical area Austria

in EUR million	EBOe & Subsidiaries		Savings Banks		Other Austria		Austria	
	1-12 20	1-12 21	1-12 20	1-12 21	1-12 20	1-12 21	1-12 20	1-12 21
Net interest income	638.2	646.4	1,069.4	1,080.3	451.0	417.2	2,158.6	2,143.9
Net fee and commission income	406.6	460.1	519.6	584.5	249.9	301.3	1,176.1	1,345.9
Dividend income	6.4	6.2	4.6	5.2	-1.2	2.9	9.8	14.4
Net trading result	6.5	-19.4	8.1	-8.6	-31.7	61.8	-17.2	33.9
Gains/losses from financial instruments at FVPL	7.3	36.4	8.5	51.1	7.8	-13.3	23.6	74.3
Net result from equity method investments	1.6	-0.1	0.0	0.0	0.1	-0.5	1.8	-0.6
Rental income from investment properties & other operating leases	59.5	63.7	38.4	41.7	45.7	43.9	143.7	149.3
General administrative expenses	-711.4	-702.7	-1,106.1	-1,108.8	-367.2	-352.0	-2,184.8	-2,163.5
thereof depreciation and amortization	-54.2	-55.7	-85.0	-82.1	-38.8	-37.2	-178.0	-175.0
Gains/losses from derecognition of financial assets at AC	0.1	-2.0	0.1	1.2	7.4	0.0	7.7	-0.8
Other gains/losses from derecognition of financial instruments not at FVPL	-0.1	-0.5	-1.7	-0.8	1.2	-20.4	-0.6	-21.7
Impairment result from financial instruments	-135.8	-31.5	-267.2	23.8	-202.3	3.4	-605.3	-4.3
Other operating result	-9.6	-32.2	-2.6	-16.3	-23.1	27.4	-35.2	-21.1
Levies on banking activities	-3.7	-4.3	-4.7	-5.2	-0.1	-0.1	-8.5	-9.6
Pre-tax result from continuing operations	269.4	424.3	271.2	653.4	137.8	471.8	678.3	1,549.5
Taxes on income	-11.5	-97.3	-54.3	-167.8	-29.4	-112.4	-95.2	-377.6
Net result for the period	257.9	326.9	216.8	485.6	108.3	359.3	583.1	1,171.9
Net result attributable to non-controlling interests	35.9	20.3	175.2	402.4	5.1	8.2	216.2	431.0
Net result attributable to owners of the parent	222.0	306.6	41.6	83.2	103.2	351.1	366.9	740.9
Operating income	1,126.1	1,193.3	1,648.6	1,754.3	721.8	813.3	3,496.5	3,760.9
Operating expenses	-711.4	-702.7	-1,106.1	-1,108.8	-367.2	-352.0	-2,184.8	-2,163.5
Operating result	414.7	490.6	542.5	645.5	354.5	461.3	1,311.7	1,597.5
Risk-weighted assets (credit risk, eop)	12,578	15,206	24,185	26,903	15,424	16,461	52,187	58,570
Average allocated capital	1,657	1,995	3,063	3,891	2,069	2,462	6,789	8,348
Cost/income ratio	63.2%	58.9%	67.1%	63.2%	50.9%	43.3%	62.5%	57.5%
Return on allocated capital	15.6%	16.4%	7.1%	12.5%	5.2%	14.6%	8.6%	14.0%
Total assets (eop)	52,572	59,824	73,219	78,539	56,737	60,945	182,528	199,308
Total liabilities excluding equity (eop)	50,363	57,324	67,984	72,828	27,726	31,527	146,072	161,679
Impairments	-135.7	-31.5	-271.5	23.0	-205.1	-0.6	-612.3	-9.1
Net impairment loss on financial assets AC/FVTOCI and finance lease receivables	-124.2	-25.8	-232.9	45.5	-159.2	15.2	-516.2	34.9
Net impairment loss on commitments and guarantees given	-11.6	-5.7	-34.4	-21.7	-43.2	-11.8	-89.1	-39.2
Impairment of goodwill	0.0	0.0	0.0	0.0	0.0	0.0	0.0	0.0
Net impairment on investments in subsidiaries, joint ventures and associates	0.0	0.0	0.0	0.0	0.0	0.0	0.0	0.0
Net impairment on other non-financial assets	0.1	0.0	-4.3	-0.8	-2.8	-4.0	-7.0	-4.8

Operating segments: Geographical area Central and Eastern Europe

in EUR million	Czech Republic		Slovakia		Romania		Hungary		Croatia		Serbia		Central and Eastern Europe	
	1-12 20	1-12 21	1-12 20	1-12 21	1-12 20	1-12 21	1-12 20	1-12 21	1-12 20	1-12 21	1-12 20	1-12 21	1-12 20	1-12 21
Net interest income	1,049.0	1,150.5	438.4	434.9	435.7	432.6	217.9	257.2	270.8	269.5	63.6	72.8	2,475.4	2,617.5
Net fee and commission income	311.6	358.2	147.1	174.3	146.8	176.4	181.1	207.4	92.0	107.5	16.1	20.2	894.8	1,043.9
Dividend income	2.1	6.5	0.6	0.6	0.7	0.7	0.0	0.1	0.1	0.1	0.0	0.0	3.5	7.9
Net trading result	72.1	67.5	12.2	9.8	70.7	77.4	28.0	37.9	28.0	29.4	4.0	4.7	214.9	226.7
Gains/losses from financial instruments at FVPL	22.6	-4.0	-0.5	-0.8	3.0	0.5	-3.3	-27.9	-1.8	0.6	0.0	0.0	20.1	-31.6
Net result from equity method investments	1.2	3.0	2.9	5.9	-0.4	0.7	0.0	0.0	1.0	1.1	0.0	0.1	4.7	10.8
Rental income from investment properties & other operating leases	8.1	8.3	0.3	0.3	22.2	22.7	7.7	8.1	11.4	8.7	0.1	0.1	49.8	48.1
General administrative expenses	-722.4	-795.3	-287.1	-292.4	-344.9	-339.7	-213.3	-230.7	-214.6	-217.8	-60.3	-65.4	-1,842.6	-1,941.3
thereof depreciation and amortization	-103.9	-106.1	-36.5	-33.4	-45.4	-43.8	-40.4	-45.0	-33.3	-33.1	-5.4	-5.9	-265.0	-267.2
Gains/losses from derecognition of financial assets at AC	0.0	-9.3	0.0	0.0	0.0	0.0	0.5	2.4	-0.1	0.0	-0.1	-0.1	0.3	-7.0
Other gains/losses from derecognition of financial instruments not at FVPL	0.0	-0.2	0.0	-2.6	0.0	0.0	0.7	0.8	0.0	0.1	0.0	0.0	0.7	-1.9
Impairment result from financial instruments	-299.8	-69.4	-107.9	-1.1	-107.7	-46.4	-78.0	-16.2	-104.2	-22.2	-13.5	-8.2	-711.2	-163.5
Other operating result	-25.6	-66.5	-49.3	-15.5	-60.2	-32.8	-66.6	-60.2	-16.7	5.2	-4.7	-5.6	-223.0	-175.4
Levies on banking activities	0.0	0.0	-33.8	0.0	0.0	0.0	-58.4	-63.0	0.0	0.0	0.0	0.0	-92.2	-63.0
Pre-tax result from continuing operations	418.8	649.3	156.9	313.3	165.7	292.0	74.6	178.9	66.0	182.2	5.2	18.4	887.2	1,634.2
Taxes on income	-84.0	-145.1	-41.1	-75.4	-43.2	-55.6	-18.5	-22.9	-1.6	-30.9	0.2	-1.0	-188.1	-330.9
Net result for the period	334.8	504.2	115.8	237.9	122.6	236.4	56.1	156.0	64.4	151.3	5.4	17.4	699.1	1,303.3
Net result attributable to non-controlling interests	0.1	0.1	0.0	0.0	0.1	0.3	0.0	0.0	20.5	47.6	1.2	3.6	22.0	51.5
Net result attributable to owners of the parent	334.7	504.1	115.8	237.9	122.4	236.1	56.1	156.0	43.9	103.7	4.2	13.9	677.2	1,251.7
Operating income	1,466.6	1,589.9	601.2	625.0	678.6	710.9	431.4	482.7	401.5	416.9	83.8	97.9	3,663.1	3,923.3
Operating expenses	-722.4	-795.3	-287.1	-292.4	-344.9	-339.7	-213.3	-230.7	-214.6	-217.8	-60.3	-65.4	-1,842.6	-1,941.3
Operating result	744.2	794.6	314.1	332.6	333.7	371.2	218.1	252.0	187.0	199.1	23.4	32.4	1,820.4	1,982.0
Risk-weighted assets (credit risk, eop)	17,666	19,634	7,624	8,105	6,786	7,319	3,967	4,272	5,814	6,168	1,489	1,680	43,346	47,178
Average allocated capital	2,590	3,034	1,103	1,282	1,415	1,723	967	1,205	889	1,071	225	259	7,189	8,573
Cost/income ratio	49.3%	50.0%	47.8%	46.8%	50.8%	47.8%	49.4%	47.8%	53.4%	52.2%	72.0%	66.9%	50.3%	49.5%
Return on allocated capital	12.9%	16.6%	10.5%	18.6%	8.7%	13.7%	5.8%	13.0%	7.2%	14.1%	2.4%	6.7%	9.7%	15.2%
Total assets (eop)	58,600	66,045	20,705	23,157	16,841	18,238	10,162	11,569	10,899	12,262	2,553	2,812	119,760	134,082
Total liabilities excluding equity (eop)	52,909	60,284	18,914	21,104	14,921	16,273	8,997	10,339	9,546	10,792	2,269	2,489	107,557	121,281
Impairments	-297.7	-92.6	-116.3	-3.5	-153.5	-68.8	-79.3	-15.6	-107.5	-27.4	-13.5	-8.2	-767.9	-216.2
Net impairment loss on financial assets AC/FVTOCI and finance lease receivables	-282.7	-57.2	-97.0	7.3	-88.5	-34.1	-72.8	-16.5	-90.3	-1.0	-13.8	-8.0	-645.0	-109.5
Net impairment loss on commitments and guarantees given	-17.1	-12.2	-10.9	-8.4	-19.3	-12.3	-5.2	0.4	-13.9	-21.2	0.3	-0.2	-66.2	-54.0
Impairment of goodwill	0.0	0.0	0.0	0.0	0.0	0.0	0.0	0.0	0.0	0.0	0.0	0.0	0.0	0.0
Net impairment on investments in subsidiaries, joint ventures and associates	0.0	0.0	-8.1	-3.9	0.0	0.0	0.0	0.0	0.0	0.0	0.0	0.0	-8.1	-3.9
Net impairment on other non-financial assets	2.0	-23.2	-0.2	1.5	-45.7	-22.4	-1.3	0.6	-3.3	-5.2	0.0	0.0	-48.6	-48.8

Business segments (1)

in EUR million	Retail		Corporates		Group Markets		ALM&LCC	
	1-12 20	1-12 21	1-12 20	1-12 21	1-12 20	1-12 21	1-12 20	1-12 21
Net interest income	2,083.7	2,102.4	1,109.4	1,190.7	252.2	205.8	86.2	223.2
Net fee and commission income	1,047.9	1,206.6	282.3	332.5	240.9	289.9	-79.3	-85.6
Dividend income	0.0	0.4	0.8	0.5	-2.0	0.1	9.9	16.1
Net trading result	96.2	121.6	76.7	100.5	20.9	120.2	-39.9	-206.2
Gains/losses from financial instruments at FVPL	-6.8	-30.9	-12.6	-0.7	17.6	-10.1	53.1	179.8
Net result from equity method investments	3.9	7.0	0.0	0.0	0.0	0.0	2.6	3.1
Rental income from investment properties & other operating leases	23.9	24.0	104.7	109.6	0.0	0.4	25.5	24.7
General administrative expenses	-2,067.7	-2,111.8	-535.7	-543.7	-232.0	-237.3	-107.4	-124.1
thereof depreciation and amortization	-261.6	-270.0	-66.4	-63.8	-16.8	-17.5	-13.6	-9.2
Gains/losses from derecognition of financial assets at AC	0.0	-2.6	7.3	0.2	0.0	0.0	-0.4	-4.3
Other gains/losses from derecognition of financial instruments not at FVPL	0.0	0.0	0.7	0.6	1.2	-0.1	-0.2	-28.0
Impairment result from financial instruments	-392.2	-122.4	-656.0	-60.0	-0.8	-5.6	-3.0	-2.3
Other operating result	-69.0	-55.6	-73.6	-12.5	-26.9	-27.5	-111.2	-105.5
Levies on banking activities	-61.0	-41.0	-23.6	-23.2	-4.0	-4.9	-7.3	1.7
Pre-tax result from continuing operations	720.1	1,138.7	304.1	1,117.7	271.1	335.8	-164.2	-109.0
Taxes on income	-121.7	-217.6	-63.1	-214.9	-56.3	-70.5	48.8	-27.0
Net result for the period	598.4	921.1	241.0	902.8	214.8	265.4	-115.4	-136.0
Net result attributable to non-controlling interests	14.5	31.3	47.3	44.4	3.9	4.8	-2.7	-0.4
Net result attributable to owners of the parent	583.9	889.7	193.7	858.4	211.0	260.6	-112.7	-135.6
Operating income	3,248.8	3,431.1	1,561.3	1,733.1	529.7	606.3	58.0	155.1
Operating expenses	-2,067.7	-2,111.8	-535.7	-543.7	-232.0	-237.3	-107.4	-124.1
Operating result	1,181.2	1,319.3	1,025.6	1,189.4	297.7	369.0	-49.4	31.0
Risk-weighted assets (credit risk, eop)	18,451	21,808	43,965	47,329	3,209	3,305	5,932	6,704
Average allocated capital	3,254	3,641	4,746	5,330	880	1,104	3,210	4,420
Cost/income ratio	63.6%	61.5%	34.3%	31.4%	43.8%	39.1%	>100%	80.0%
Return on allocated capital	18.4%	25.3%	5.1%	16.9%	24.4%	24.0%	-3.6%	-3.1%
Total assets (eop)	65,948	71,408	59,531	64,742	43,529	47,772	71,508	84,054
Total liabilities excluding equity (eop)	100,342	111,352	32,706	36,989	37,968	41,902	53,213	60,682
Impairments	-392.6	-121.6	-713.9	-83.8	-0.8	-5.6	-22.0	-36.8
Net impairment loss on financial assets AC/FVTOCI and finance lease receivables	-387.9	-123.7	-536.4	5.7	-1.1	0.1	-5.4	-0.8
Net impairment loss on commitments and guarantees given	-4.3	1.4	-119.6	-65.7	0.3	-5.8	2.4	-1.5
Impairment of goodwill	0.0	0.0	0.0	0.0	0.0	0.0	0.0	0.0
Net impairment on investments in subsidiaries, joint ventures and associates	0.0	0.0	0.1	0.2	0.0	0.0	-8.3	-4.1
Net impairment on other non-financial assets	-0.5	0.8	-58.0	-24.0	0.0	0.0	-10.8	-30.4

Business segments (2)

in EUR million	Savings Banks		Group Corporate Center		Intragroup Elimination		Total Group	
	1-12 20	1-12 21	1-12 20	1-12 21	1-12 20	1-12 21	1-12 20	1-12 21
Net interest income	1,069.4	1,080.3	89.1	100.5	85.0	72.7	4,774.8	4,975.7
Net fee and commission income	519.6	584.5	6.6	5.9	-41.2	-30.1	1,976.8	2,303.7
Dividend income	4.6	5.2	6.6	10.9	0.0	0.0	19.9	33.2
Net trading result	8.1	-8.6	35.0	-11.9	-59.4	-57.1	137.6	58.6
Gains/losses from financial instruments at FVPL	8.5	51.1	2.2	-15.9	0.0	0.0	62.0	173.2
Net result from equity method investments	0.0	0.0	3.9	5.2	0.0	0.0	10.4	15.4
Rental income from investment properties & other operating leases	38.4	41.7	-18.6	-17.7	-0.4	-0.4	173.6	182.3
General administrative expenses	-1,106.1	-1,108.8	-1,013.0	-904.2	841.3	723.4	-4,220.5	-4,306.5
thereof depreciation and amortization	-85.0	-82.1	-121.2	-126.6	23.8	21.1	-540.9	-548.0
Gains/losses from derecognition of financial assets at AC	0.1	1.2	0.0	1.2	-0.2	-3.4	6.8	-7.6
Other gains/losses from derecognition of financial instruments not at FVPL	-1.7	-0.8	-0.7	0.0	0.2	3.2	-0.4	-25.2
Impairment result from financial instruments	-267.2	23.8	24.4	7.7	0.0	0.0	-1,294.8	-158.8
Other operating result	-2.6	-16.3	830.2	615.2	-825.3	-708.3	-278.3	-310.5
Levies on banking activities	-4.7	-5.2	-17.0	-0.9	0.0	0.0	-117.7	-73.5
Pre-tax result from continuing operations	271.2	653.4	-34.3	-203.3	0.0	0.0	1,368.0	2,933.4
Taxes on income	-54.3	-167.8	-96.0	172.6	0.0	0.0	-342.5	-525.2
Net result for the period	216.8	485.6	-130.2	-30.7	0.0	0.0	1,025.5	2,408.1
Net result attributable to non-controlling interests	175.2	402.4	4.1	2.2	0.0	0.0	242.3	484.8
Net result attributable to owners of the parent	41.6	83.2	-134.4	-32.9	0.0	0.0	783.1	1,923.4
Operating income	1,648.6	1,754.3	124.8	76.9	-16.0	-14.8	7,155.1	7,742.0
Operating expenses	-1,106.1	-1,108.8	-1,013.0	-904.2	841.3	723.4	-4,220.5	-4,306.5
Operating result	542.5	645.5	-888.2	-827.3	825.3	708.5	2,934.6	3,435.5
Risk-weighted assets (credit risk, eop)	24,185	26,903	2,725	2,411	0	0	98,466	108,459
Average allocated capital	3,063	3,891	6,293	4,843	0	0	21,445	23,229
Cost/income ratio	67.1%	63.2%	>100%	>100%	>100%	>100%	59.0%	55.6%
Return on allocated capital	7.1%	12.5%	-2.1%	-0.6%			4.8%	10.4%
Total assets (eop)	73,219	78,539	2,810	3,597	-39,152	-42,684	277,394	307,428
Total liabilities excluding equity (eop)	67,984	72,828	1,969	2,903	-39,197	-42,741	254,983	283,915
Impairments	-271.5	23.0	48.8	-4.4	0.0	0.0	-1,352.1	-229.1
Net impairment loss on financial assets AC/FVTOCI and finance lease receivables	-232.9	45.5	28.1	19.1	0.0	0.0	-1,135.6	-54.1
Net impairment loss on commitments and guarantees given	-34.4	-21.7	-3.6	-11.4	0.0	0.0	-159.2	-104.8
Impairment of goodwill	0.0	0.0	0.0	0.0	0.0	0.0	0.0	0.0
Net impairment on investments in subsidiaries, joint ventures and associates	0.0	0.0	25.7	-9.8	0.0	0.0	17.5	-13.7
Net impairment on other non-financial assets	-4.3	-0.8	-1.3	-2.3	0.0	0.0	-74.8	-56.7

2. Net interest income

Net interest income is broken down into line items of interest income, other similar income, interest expenses and other similar expenses. The distinguishing factor is whether the EIR method is mandatorily applied for recognition of interest income or expense in accordance with IFRS 9.

‘Interest income’ relates to interest revenue from financial assets measured at amortised cost and at fair value through other comprehensive income. It is calculated using the EIR method as discussed in chapter ‘Financial instruments – Significant accounting policies’.

‘Other similar income’ captures interest-like sources of income resulting from non-derivative financial assets measured at fair value through profit or loss, held for trading derivatives, hedge accounting derivatives, finance lease receivables and negative interest on financial liabilities. Negative interest on financial liabilities also includes fees which are charged on deposits from corporate customers based on a specific percentage of outstanding balances.

‘Interest expenses’ relate to interest expense from financial liabilities measured at amortised cost calculated using effective interest rate as discussed in chapter ‘Financial instruments – Significant accounting policies’.

‘Other similar expenses’ capture interest-like sources of expense resulting from non-derivative financial liabilities measured at fair value through profit or loss, held for trading derivatives, hedge accounting derivatives, negative interest on financial assets, lease liabilities, provisions recognised under IFRS 9 and IAS 37 (unwinding of the time value of the money effect due to passage of time) and net defined liabilities (net interest cost on severance payments, pensions and jubilee obligations) under IAS 19.

As regards types of financial instruments, interest income and other similar income include interest income on loans and advances to banks and customers, on cash balances, on debt securities in all measurement categories of financial assets, on trade and other receivables and on finance lease receivables. Interest expenses and other similar expenses include interest paid on deposits from customers, deposits from banks, debt securities issued and other financial liabilities in all measurement categories of financial liabilities and interest paid on lease liabilities. Net interest income also includes interest on derivative financial instruments.

Interest income also includes modification gains and losses recognised on financial assets in Stage 1. Further, the unamortised balance of the origination fees/transaction costs upon derecognition of assets in Stage 1 and 2 considered in the effective interest rate is presented as interest income at the derecognition date.

in EUR million	1-12 20	1-12 21
Financial assets at AC	4,921.4	4,939.8
Financial assets at FVOCI	186.6	169.0
Interest income	5,107.9	5,108.9
Non-trading financial assets at FVPL	60.8	58.0
Financial assets HFT	1,200.5	1,005.0
Hedge accounting derivatives, interest rate risk	-33.6	-19.8
Other assets	119.7	116.7
Negative interest from financial liabilities	114.3	316.5
Other similar income	1,461.7	1,476.5
Interest and other similar income	6,569.7	6,585.4
Financial liabilities at AC	-621.2	-483.8
Interest expenses	-621.2	-483.8
Financial liabilities at FVPL	-346.7	-272.6
Financial liabilities HFT	-855.4	-785.0
Hedge accounting derivatives, interest rate risk	142.1	121.8
Other liabilities	-31.8	-19.1
Negative interest from financial assets	-81.8	-170.9
Other similar expenses	-1,173.6	-1,125.9
Interest and other similar expenses	-1,794.8	-1,609.7
Net interest income	4,774.8	4,975.7

An amount of EUR 80.2 million (2020: EUR 78.4 million) relating to impaired financial assets is included in interest income. In addition modification gains or losses of financial instruments allocated to Stage 1 in the amount of EUR -7.8 million (2020: EUR -36.5 million) is reported in line item ‘Financial assets at AC’.

The amounts disclosed in the line items ‘Negative interest from financial liabilities’ and ‘Negative interest from financial assets’ largely relate to the interbank business, deposits and refinancing with central banks.

Negative interest from financial liabilities at AC include also catch-up gains from TLTRO III in the amount of EUR 93.0 million (2020: EUR 8.0 million). For more details refer to Note 19 Financial liabilities at amortised costs.

3. Net fee and commission income

Erste Group earns fee and commission income from a diverse range of services that it provides to its customers. The determination of the timing and amount of income recognition follows the five step model of IFRS 15.

Fee and commission income is measured based on the consideration specified in the contract with a customer. Erste Group recognises revenue when it transfers control over a service to a customer.

Fees earned for the provision of services over a period of time are accrued over that period. These fees include commitment fees, guarantee fees and other fees from lending business, commission income from asset management, custody and other management and advisory fees as well as fees from insurance brokerage, building society brokerage and foreign exchange transactions. Payment services partly include fees for services satisfied over a period of time like periodic card fees.

Fee income earned from providing transaction services, such as arranging the acquisition and sale of shares or other securities on behalf of customers or foreign exchange transactions, as well as commission income earned from services such as the sale of collective investments and insurance products, are recognised upon completion of the underlying transaction. Payment services partly include transaction based fees like withdrawal fees.

A contract with a customer that results in the recognition of a financial instrument in the Group's financial statements may be partially in the scope of IFRS 9 and partially in the scope of IFRS 15. If this is the case, then Erste Group first applies IFRS 9 to separate and measure the part of the contract that is in the scope of IFRS 9 and then applies IFRS 15 to the residual. Fees and commission income that are integral to the effective interest rate of a financial instrument are in the scope of IFRS 9 and are included in the net interest income.

in EUR million	1-12 20		1-12 21	
	Income	Expenses	Income	Expenses
Securities	242.7	-40.6	282.2	-57.0
Issues	35.9	-1.0	37.8	-5.4
Transfer orders	194.1	-38.3	229.6	-40.1
Other	12.7	-1.3	14.8	-11.5
Clearing and settlement	1.4	-3.2	1.6	-3.6
Asset management	401.2	-39.5	508.0	-52.9
Custody	106.5	-21.4	133.0	-14.6
Fiduciary transactions	1.1	-0.1	1.3	0.0
Payment services	1,090.2	-186.8	1,212.7	-205.3
Card business	334.1	-147.5	351.2	-133.5
Other	756.1	-39.3	861.6	-71.8
Customer resources distributed but not managed	228.0	-7.7	261.9	-8.1
Collective investment	16.7	-1.5	29.1	-2.1
Insurance products	184.8	-2.6	201.2	-1.3
Building society brokerage	0.7	-0.9	0.7	-0.9
Foreign exchange transactions	24.4	-1.3	29.2	-2.0
Other	1.3	-1.3	1.7	-1.9
Structured finance	0.4	-0.1	1.0	0.0
Servicing fees from securitization activities	0.0	-2.1	0.0	-2.0
Lending business	185.8	-38.6	206.2	-46.3
Guarantees given, guarantees received	74.8	-3.4	79.1	-2.4
Loan commitments given, loan commitments received	27.3	-0.8	40.0	-1.0
Other lending business	83.7	-34.4	87.1	-42.9
Other	97.1	-37.8	114.0	-28.6
Total fee and commission income and expenses	2,354.5	-377.7	2,722.1	-418.5
Net fee and commission income	1,976.8		2,303.7	

Asset management, custody and fiduciary transactions fees relate to fees earned by Erste Group on trust and other fiduciary activities in which Erste Group holds or invests assets on behalf of its customers and amount to EUR 574.8 million (2020: EUR 447.9 million). Net fee and commission income above include income of EUR 979.1 million (2020: EUR 891.9 million) relating to financial assets and financial liabilities not measured at FVPL.

4. Dividend income

Dividend income is recognised when the right to receive the payment is established. This line item includes dividends from all shares and other equity investments, i.e. from those that are held for trading, non-trading equity instruments at FVPL and at FVOCI.

in EUR million	1-12 20	1-12 21
Financial assets HFT	1.0	1.4
Non-trading financial assets at FVPL	10.6	23.0
Financial assets at FVOCI	8.3	8.7
Dividend income	19.9	33.2

5. Net trading result

Results arising from trading activities include all gains and losses from changes in the fair value (clean price) of financial assets and financial liabilities classified as held for trading, including all derivatives not designated as hedging instruments. Further, the net trading result includes any ineffective portions recorded in fair value and cash flow hedge transactions. Also, foreign exchange gains and losses on all monetary assets and liabilities and from spot currency conversions are included here.

The accounting policy for recognition of foreign exchange gains and losses is described in the chapter Significant accounting policies, b) Accounting and measurement methods, Foreign currency translations, i. Transactions and balances in foreign currency. Detailed information relating to hedge accounting can be found in Note 27 Hedge accounting.

in EUR million	1-12 20	1-12 21
Securities and derivatives trading	-57.2	-227.6
Foreign exchange transactions	191.7	297.0
Result from hedge accounting	3.0	-10.8
Net trading result	137.6	58.6

6. Gains/losses from financial instruments measured at fair value through profit or loss

Changes in fair value (clean price) of non-trading financial assets at fair value through profit or loss, including gains and losses on their derecognition, are presented under this line item. This concerns both non-trading financial assets designated and those mandatorily measured at FVPL. Gains and losses (clean price) of financial liabilities designated at FVPL, including gains and losses on their derecognition, are also presented under this line item. However, the fair value changes resulting from credit risk of the liability are recognised in OCI.

in EUR million	1-12 20	1-12 21
Result from measurement/sale of financial assets designated at FVPL	13.2	-11.0
Result from measurement/repurchase of financial liabilities designated at FVPL	21.9	207.8
Result from financial assets and liabilities designated at FVPL	35.0	196.7
Result from measurement/sale of financial assets mandatorily at FVPL	26.9	-23.5
Gains/losses from financial instruments measured at fair value through profit or loss	62.0	173.2

In the reporting period, a loss of EUR 6.6 million (2020: gain of EUR 1.1 million) (before taxes) was transferred from own credit risk reserve to retained earnings due to the repurchase of debt securities (own issues) issued.

7. Rental income from investment properties & other operating leases

Rental income from investment properties and other operating leases is recognised on a straight-line basis over the lease term. Operating expenses for investment properties are reported in line item 'Other operating result'. For further details we refer to Note 12 Other operating result.

in EUR million	1-12 20	1-12 21
Investment properties	99.1	104.9
Other operating leases	74.4	77.4
Rental income from investment properties & other operating leases	173.6	182.3

8. General administrative expenses

Personnel expenses

Personnel expenses include wages and salaries, expenses for variable remuneration, statutory and voluntary social security contributions, staff-related taxes and levies. They also include service costs for severance payments, pension and jubilee obligations and remeasurements of jubilee obligations. Furthermore, restructuring provision expenses may be part of personnel expenses.

Detailed information about remuneration of management including performance-linked remuneration can be found in Note 49 Related-party transactions and principal shareholders. Detailed information about variable remuneration of employees can be found in Note 50 Share-based payments

Other administrative expenses

Other administrative expenses include primarily information technology expenses, expenses for office space, office operating expenses, advertising and marketing, and expenditures for legal and other consultants. Furthermore, the line item contains deposit insurance contributions. Restructuring provision expenses may also be presented in other administrative expenses.

Depreciation and amortisation

This line item comprises depreciation of property and equipment, depreciation of investment property and amortisation of intangible assets. In the line item 'Depreciation and amortisation', also the depreciation of right-of-use assets according to IFRS 16 is disclosed.

in EUR million	1-12 20	1-12 21
Personnel expenses	-2,520.7	-2,578.1
Wages and salaries	-1,927.1	-1,960.5
Compulsory social security	-466.2	-483.3
Long-term employee provisions	-25.2	-14.0
Other personnel expenses	-102.3	-120.4
Other administrative expenses	-1,158.9	-1,180.3
Deposit insurance contribution	-132.2	-122.4
IT expenses	-425.4	-433.0
Expenses for office space	-158.9	-156.3
Office operating expenses	-119.6	-121.8
Advertising/marketing	-154.6	-167.5
Legal and consulting costs	-114.2	-118.4
Sundry administrative expenses	-54.0	-60.8
Depreciation and amortisation	-540.9	-548.0
Software and other intangible assets	-181.5	-193.3
Owner occupied real estate	-154.2	-150.0
Investment properties	-28.3	-30.4
Customer relationships	-7.7	-7.6
Office furniture and equipment and sundry property and equipment	-169.1	-166.8
General administrative expenses	-4,220.5	-4,306.5

Personnel expenses include expenses of EUR 44.1 million (2020: EUR 42.8 million) for defined contribution plans.

Average number of employees during the financial period (weighted according to the level of employment)

	1-12 20	1-12 21
Austria	16,144	15,829
Erste Group Bank AG, Erste Bank Oesterreich and subsidiaries	9,027	8,726
Haftungsverbund savings banks	7,117	7,103
Outside Austria	31,084	29,305
Česká spořitelna Group	9,892	9,742
Banca Comercială Română Group	6,729	5,480
Slovenská sporiteľňa Group	3,931	3,701
Erste Bank Hungary Group	3,218	3,228
Erste Bank Croatia Group	3,309	3,287
Erste Bank Serbia Group	1,173	1,205
Savings banks subsidiaries	1,616	1,464
Other subsidiaries and foreign branch offices	1,217	1,197
Total	47,229	45,134

9. Gains/losses from derecognition of financial assets measured at amortised cost

This line item includes selling and other derecognition gains or losses on financial assets measured at amortised cost. However, if such gains/losses relate to derecognition of financial assets in Stage 3, they are included in the line item 'Impairment result from financial instruments'.

in EUR million	1-12 20	1-12 21
Gains from derecognition of financial assets at AC	8.0	10.7
Losses from derecognition of financial assets at AC	-1.2	-18.3
Gains/losses from derecognition of financial assets measured at amortised cost	6.8	-7.6

10. Other gains/losses from derecognition of financial instruments not measured at fair value through profit or loss

This line item includes selling and other derecognition gains or losses on financial assets at FVOCI, financial liabilities measured at amortised cost and other financial instruments not measured at FVPL, such as finance lease receivables or financial guarantees. However, if such gains/losses relate to financial assets in Stage 3 they are included in the line item 'Impairment result from financial instruments'.

in EUR million	1-12 20	1-12 21
Sale of financial assets at FVOCI	1.2	-4.8
Derecognition of financial liabilities at AC	-1.6	-20.4
Other gains/losses from derecognition of financial instruments not measured at fair value through profit or loss	-0.4	-25.2

11. Impairment result from financial instruments

Net impairment losses on financial instruments comprise impairment losses and reversals of impairment on all kinds of financial instruments, to which the IFRS 9 expected credit loss impairment model applies. The impairment result also includes recoveries on written-off financial assets. Modification gains and losses recognised on financial assets in Stage 2 and Stage 3 and POCI assets are also included in this line item. Moreover, gains/losses from derecognition of financial assets in Stage 3 and POCI assets are presented as part of the impairment result.

in EUR million	1-12 20	1-12 21
Financial assets at FVOCI	-11.0	2.1
Financial assets at AC	-1,115.7	-70.0
Net allocation to credit loss allowances	-1,219.6	-130.8
Direct write-offs	-27.2	-11.8
Recoveries recorded directly to the income statement	140.4	88.3
Modification gains or losses	-9.3	-15.7
Finance lease receivables	-8.9	13.9
Net allocation to credit loss allowances	-11.3	11.7
Direct write-offs	-2.2	-0.3
Recoveries recorded directly to the income statement	4.6	2.5
Modification gains or losses	0.0	0.0
Credit loss allowances for loan commitments and financial guarantees given	-159.2	-104.8
Impairment result from financial instruments	-1,294.8	-158.8

In the following table, the change of the credit loss allowance recognized in balance sheet is compared to the impairment result from financial instruments.

in EUR million	Changes of credit loss allowances			Total
	Impairment result of financial instruments	Other changes through profit or loss	Changes not affecting profit or loss	
Credit loss allowances Jan 21				-4,446.5
Net allocation to credit loss allowances	-241.7			-241.7
Increase due to passage of time (unwinding correction)		-70.7		-70.7
Derecognition due to sales			62.0	62.0
Write-offs			295.6	295.6
Changes in scope of consolidation			-15.5	-15.5
Foreign exchange differences		-31.5		-31.5
Other		1.2		1.2
Credit loss allowances Dec 21				-4,447.1
Impairment gains or losses on POCIs without CLA	19.9			19.9
Direct write-offs	-12.1			-12.1
Recoveries recorded directly to the income statement	90.8			90.8
Modification gains or losses	-15.7			-15.7
Impairment result from financial instruments	-158.8			-158.8

12. Other operating result

The other operating result reflects all other income and expenses not directly attributable to Erste Group's ordinary activities.

In particular this includes impairment losses or any reversal of impairment losses as well as results on the sale of property and equipment, investment property and intangible assets. Any impairment losses on goodwill are also included in this line item. The main reasons for impairment losses to be recognized are summarized hereinafter:

- _ the intention to sell fixed assets and accordingly their re-measurement before reclassifying them based on IFRS 5,
- _ not fully occupied buildings that triggered a lower recoverable amount
- _ recurring measurement for foreclosed assets at the balance sheet date and
- _ recurring measurement for own used items of property at the balance sheet date and
- _ concessions and other intangibles for which measurable economic benefits are no longer expected in the future

In addition, the other operating result encompasses the following: expenses for other taxes; income from the release of and expenses for allocations to provisions, selling gains and losses on equity investments accounted for using the equity method; and gains or losses from derecognition of subsidiaries.

Furthermore, levies on banking activities are considered as part of the other operating result. Erste Group recognises a liability or a provision for the levy when the activity that triggers payment, as identified by the relevant legislation, occurs.

in EUR million	1-12 20	1-12 21
Other operating expenses	-383.6	-392.8
Allocation to other provisions	-153.9	-198.0
Levies on banking activities	-117.7	-73.5
Banking tax	-73.7	-25.5
Financial transaction tax	-44.0	-48.0
Other taxes	-18.4	-12.7
Recovery and resolution fund contributions	-93.5	-108.6
Other operating income	135.5	203.1
Release of other provisions	135.5	203.1
Result from properties/movables/other intangible assets other than goodwill	-57.7	-24.3
Result from other operating expenses/income	27.5	-96.5
Other operating result	-278.3	-310.5

Operating expenses (including repair and maintenance) for investment properties held for rental income totalled to EUR 36.1 million (2020: EUR 29.6 million).

Income from reversal of impairment for assets held for sale in the amount of EUR 1.4 million (2020: EUR 3.4 million) is recognised under 'Result from other operating expenses/income'.

Recovery and Resolution Fund

In the line 'Recovery and resolution fund contributions' contributions to the national resolution funds in amount of EUR 108.6 million (2020: EUR 93.5 million) are disclosed. The contributions are based on the European Recovery and Resolution Directive, which, inter alia, establishes a financing mechanism for the resolution of credit institutions. As a consequence, banks are required to contribute annually to a resolution fund, which in a first step is installed on a national level. According to these regulations, until 31 December 2024 the available financial means of the resolution funds shall reach at least 1% of the amount of covered deposits of all the credit institutions authorized within the European Union. Therefore the resolution funds have to be built over a period of 10 years, during which the contributions shall be spread out as even as possible until the target level is reached.

13. Taxes on income

Current and deferred taxes are recognised as income or an expense and included in profit or loss for the period. However, they are recognised in other comprehensive income or directly in equity if they arise from a transaction or event which itself is recognised in OCI or equity.

Current tax

Current tax assets and liabilities for the current and prior years are measured at the amount expected to be recovered from or paid to the taxation authorities. The tax rates and tax laws used to compute the amounts are those enacted by the balance sheet date.

Coupon payments made to the holders of Additional Tier 1 equity instruments issued by Erste Group Bank AG are tax-deductible interest payments under the Austrian Tax Regulations. Since the AT1 coupons are considered as distributions of profit the income tax effects are recognised in profit or loss.

Deferred tax

Deferred tax is recognised for temporary differences between the tax bases of assets and liabilities and their carrying amounts as of the balance sheet date. Deferred tax liabilities are recognised for all taxable temporary differences. Deferred tax assets are recognised for all deductible temporary differences and unused tax losses to the extent that it is probable that taxable profit will be available against which the deductible temporary differences and carry forward of unused tax losses can be utilised. Deferred taxes are not recognised on temporary differences arising from the initial recognition of goodwill.

The carrying amount of deferred tax assets is reviewed at each balance sheet date and reduced to the extent that it is no longer probable that sufficient taxable profit will be available to allow all or part of the deferred tax asset to be utilised. Unrecognised deferred tax assets are reassessed at each balance sheet date and are recognised to the extent that it has become probable that future taxable profit will allow the deferred tax asset to be recovered.

Deferred tax assets and liabilities are measured at the tax rates (and tax laws) that have been enacted or substantively enacted as at balance sheet date and are expected to apply when the temporary differences are reversed. In Austria, tax rates are considered substantively enacted when they have been decided by the National Assembly. For subsidiaries, the local tax environments are considered.

Deferred tax assets and deferred tax liabilities are offset if a legally enforceable right to offset exists and the deferred taxes relate to the same taxation authority.

Significant accounting judgements, assumptions and estimates

The determination of tax bases are underlying a general level of uncertainty by nature, as interpretation of tax legislation might require judgement. Deferred tax assets are recognised in respect of tax losses and deductible temporary differences to the extent that it is probable that taxable profit will be available against which they can be utilised. Judgement is required to determine the amount of deferred tax assets that can be recognised, based upon the likely timing and level of future taxable profits, together with future tax planning strategies. For this purpose a planning period of 5 years is used.

Taxes on income are made up of current taxes on income calculated in each of the Group companies based on the results reported for tax purposes, corrections to taxes on income for previous years and the change in deferred taxes.

in EUR million	1-12 20	1-12 21
Current tax expense/income	-346.0	-545.3
current period	-353.1	-520.7
prior period	7.2	-24.6
Deferred tax expense/income	3.4	20.1
current period	10.0	15.5
prior period	-6.6	4.5
Total	-342.5	-525.2

The following table reconciles the income taxes reported in the income statement to the pre-tax result from continuing operations multiplied by the nominal Austrian tax rate.

in EUR million	1-12 20	1-12 21
Pre-tax result from continuing operations	1,368.0	2,933.4
Income tax expense for the financial year at the Austrian statutory tax rate (25%)	-342.0	-733.3
Impact of different foreign tax rates	87.6	149.0
Impact of tax-exempt earnings of investments and other tax-exempt income	148.1	127.8
Tax increases due to non-deductible expenses, additional business tax and similar elements	-163.2	-170.9
Impact on deferred taxes from topics on Group level	-18.4	-171.8
Current period's recognition through P&L of DTA from tax losses, assessed non-recoverable at the end of the prior period	5.5	313.4
Current period's impairment of DTA recognized in prior periods through P&L	-58.5	-2.4
Current period's recognition through P&L of DTA from temporary differences, assessed non-recoverable at the end of the prior period	33.1	0.2
Impact of current non-recoverable fiscal losses and temporary differences for the year	-29.6	-6.8
Tax expense/income not attributable to the reporting period	0.6	-20.0
Tax expense/income from changes of the tax rate or the imposition of new taxes	0.0	0.0
Tax expense/income attributable to other effects	-5.8	-10.4
Total	-342.5	-525.2

The following table shows the income tax effects relating to each component of other comprehensive income:

in EUR million	1-12 20			1-12 21		
	Pre-tax amount	Income tax	Net-of-tax amount	Pre-tax amount	Income tax	Net-of-tax amount
Fair value reserve of equity instruments	5.8	-0.7	5.0	20.4	-5.0	16.4
Fair value reserve of debt instruments	44.4	-10.6	33.8	-188.3	36.6	-151.6
Own credit risk reserve	127.5	-11.9	115.6	82.3	-5.7	76.5
Cash flow hedge reserve	99.2	-18.0	81.2	-298.4	56.9	-241.5
Remeasurement of defined benefit plans	-61.0	2.4	-58.6	28.6	-4.5	24.1
Currency reserve	-338.4	0.0	-338.4	271.0	0.0	271.0
Other comprehensive income	-122.5	-38.8	-161.3	-84.4	78.3	-5.2

Taxes on income within other comprehensive income are influenced by the consideration of the result of recoverability assessments allocated against OCI-related deferred tax assets. The allocation of the result of recoverability assessments is based on Erste Group's methodology of allocating non-recoverable deferred tax assets per P&L and OCI. This approach proportionately reflects how the underlying temporary differences arose from IFRS-based adjustments of the accounting values of the related items.

Besides, the income tax related to the fair value reserve and the cash flow hedge reserve is influenced by differences of tax rates applicable on contrary changes within the fair value reserve.

Major components of deferred tax assets and deferred tax liabilities

in EUR million	Tax assets		Tax liabilities		Net variance 2021		Other comprehensive income
	Dec 21	Jan 21	Dec 21	Jan 21	Total	Profit or loss	
Temporary differences related to the following items:							
Financial assets and liabilities HFT and non-trading financial assets and liabilities at FVPL							
Financial assets at FVOCI	4	0	-61	-62	4	-31	32
Financial assets at AC and finance lease receivables	273	314	-149	-119	-71	-73	0
Hedge accounting derivatives	120	87	-32	-48	49	-8	57
Property, plant and equipment	20	27	-111	-112	-6	-5	0
Equity Investments in subsidiaries, associates and joint-ventures	28	45	-8	-8	-17	-17	0
Financial liabilities at AC	201	214	-31	-38	-6	-7	0
Long-term employee provisions (tax valuation different)	130	148	-3	-3	-19	-14	-5
Other provisions (tax valuation different)	72	104	-2	-2	-32	-32	0
Customer relationships, brands and other intangibles	3	4	-86	-88	1	2	0
Other	227	134	-53	-60	101	101	0
Non-recoverable tax position from temporary differences	-147	-161	0	0	14	12	2
Deferred tax position from accumulated tax loss carried forward after recoverability considerations	178	48	0	0	129	129	0
Effect of netting according IAS 12.71	-750	-823	750	823	0	0	0
Total deferred taxes	562	460	-19	-20	103	20	78
Current taxes	135	175	-144	-58	-125	-545	0
Total taxes	697	635	-162	-79	-21	-525	78

in EUR million	Tax assets		Tax liabilities		Net variance 2020		Other comprehensive income
	Dec 20	Jan 20	Dec 20	Jan 20	Total	Profit or loss	
Temporary differences related to the following items:							
Financial assets and liabilities HFT and non-trading financial assets and liabilities at FVPL							
Financial assets at FVOCI	0	6	-62	-74	6	-1	-11
Financial assets at AC and finance lease receivables	314	191	-119	-34	38	38	0
Hedge accounting derivatives	87	126	-48	-22	-64	-47	-18
Property, plant and equipment	27	35	-112	-125	6	7	0
Equity Investments in subsidiaries, associates and joint-ventures	45	93	-8	-3	-53	-53	0
Financial liabilities at AC	214	185	-38	-3	-7	-7	0
Long-term employee provisions (tax valuation different)	148	151	-3	-4	-2	-4	2
Other provisions (tax valuation different)	104	67	-2	-4	39	39	0
Customer relationships, brands and other intangibles	4	17	-88	-84	-18	-18	0
Other	134	104	-60	-108	79	79	0
Non-recoverable tax position from temporary differences	-161	-217	0	0	56	77	-20
Deferred tax position from accumulated tax loss carried forward after recoverability considerations	48	108	0	0	-59	-59	0
Effect of netting according IAS 12.71	-823	-780	823	780	0	0	0
Total deferred taxes	460	477	-20	-18	-18	3	-39
Current taxes	175	81	-58	-61	96	-346	0
Total taxes	635	558	-79	-78	78	-343	-39

The deferred tax assets and liabilities are presented prior to subsidiary-level balance-sheet netting of attributable gross deferred tax assets and gross deferred tax liabilities. The amounts shown in the table are gross amounts before recoverability assessments except for the position deferred tax assets resulting from tax loss carry-forward. The remaining non-recoverable amounts are considered in line 'Non-recoverable tax position from temporary differences' in the table. The position 'Other' comprises all deferred tax positions not being shown as separate positions in the table above.

Out of the total net deferred tax increase of EUR 103 million (2020: decrease EUR 18 million) an amount of EUR 20 million (2020: EUR 3 million) is reflected as deferred tax income in the Group's income statement for the year 2021, whilst an income amount of EUR 78 million (2020: expense EUR 39 million) represents the impact in the Group's other comprehensive income for the year. Furthermore, a deferred tax expense of EUR 3 million (2020: EUR 18 million) representing accumulated OCI in respect of deferred tax recognized for cumulative changes in the fair value of FVOCI equity instruments sold during the year has been transferred into retained earnings, consequent to the related temporary differences reversing upon sale. Similarly, deferred tax income in the amount of EUR 1.6 million (2020: EUR 0 million) representing accumulated OCI in respect of deferred tax recognized for cumulative changes in own credit risk attributable to own issues repurchased during the year has been transferred into retained earnings, consequent to the related temporary differences reversing upon repurchase.

The Group's consolidated deferred tax asset position in amount of EUR 562 million as of 31 December 2021 (2020: EUR 460 million) is expected to be recoverable in the foreseeable future. This is also expected to be the case for deferred tax assets exceeding their deferred tax liabilities by an amount of EUR 12 million as of 31 December 2021 (2020: EUR 15 million) incurred by subsidiaries reporting losses in the current or prior period. These expectations result from year-end recoverability assessments undertaken by the Group's entities, either at individual level, or at relevant tax group level. Such assessments are comparing net temporary deductible differences and available fiscal losses at year-end - after offsetting with deferred tax liabilities at individual level or at relevant tax group level - with fiscal profit forecasts for a group-wide unified and unchanged time horizon of a maximum 5 years depending on the fiscal jurisdiction and applicable facts and circumstances. If the result of these assessments is negative, the deferred tax asset positions are correspondingly not recorded and the already existing deferred tax asset positions are correspondingly depreciated.

In accordance with IAS 12.39, no deferred tax liabilities were recognized for temporary differences relating to investments in subsidiaries with an amount of EUR 2,467 million (2020: EUR 2,021 million), as they are not expected to reverse in the foreseeable future. As of 31 December 2021, no deferred tax assets were recognized for tax loss carry-forward and deductible temporary differences with a total amount of EUR 3,839 million (2020: EUR 4,354 million), of which EUR 2,032 million (2020: EUR 3,225 million) relates to tax loss carry-forward, as they are not expected to be realized in the foreseeable future. The figure comprises an amount of EUR 1,218 million (2020: EUR 485 million) representing temporary differences in connection with investments in subsidiaries no deferred tax assets have been recognized for in accordance with IAS 12.44.

From the total of the not recorded deferred tax assets related to tax loss carry-forward in the following period EUR 1 million will expire (2020: EUR 1 million) and in later periods EUR 3 million (2020: EUR 5 million), EUR 493 million (2020: EUR 788 million) will not expire.

14. Appropriation of profit

In the reporting period, Erste Group Bank AG posted a post-tax profit of EUR 1,782,3 million under the Austrian accounting regulations, which increased its distributable capital accordingly (2020 post-tax loss: EUR 118.4 million).

The management board of Erste Group Bank AG will propose a 2021 dividend of EUR 1.60 per share to the 2022 Annual General Meeting (2020: EUR 1.50 per share distributed in two tranches of EUR 0.50 per share on 27 May 2021 and EUR 1.00 per share on 2 December 2021).

Financial instruments – Significant accounting policies

A financial instrument is any contract giving rise to a financial asset of one party and a financial liability or equity instrument of another party. In accordance with IFRS 9, all financial assets and liabilities – which also include derivative financial instruments – have to be recognised on the balance sheet and measured in accordance with their assigned categories.

Measurement methods for financial instruments

Measurement of financial assets and financial liabilities is subject to two primary measurement methods.

i. Amortised cost and effective interest rate

Amortised cost is the amount at which the financial asset or financial liability is measured at initial recognition minus the principal repayments, plus or minus the cumulative amortisation using the effective interest method of any difference between that initial amount and the maturity amount. For financial assets the amount is adjusted for any loss allowance.

The effective interest rate ('EIR') is the rate that exactly discounts estimated future cash payments or receipts through the expected life of the financial asset or financial liability to the gross carrying amount of the financial asset (i.e. its amortised cost before adjusting for any loss allowance) or to the amortised cost of the financial liability. The estimated cash flows consider all the contractual terms of the financial instrument but disregard the expected credit losses. The calculation includes transaction costs, origination fees that are an integral part of the EIR and all other premiums and discounts to the par amount.

For purchased or originated credit-impaired financial assets ('POCI', see part 'Impairment of financial instruments'), credit-adjusted EIR is used. It is the rate that exactly discounts the estimated future cash flows which consider expected credit losses to the amortised cost of a financial asset.

The EIR is used for recognition of interest income and interest expense. Interest income is calculated in the following way:

- _ EIR applied to the gross carrying amount for financial assets that are not credit-impaired (Stage 1 and Stage 2, see part 'Impairment of financial instruments');
- _ EIR applied to the amortised cost for financial assets that are credit-impaired (Stage 3, see part 'Impairment of financial instruments');
- and
- _ credit-adjusted EIR applied to the amortised cost for POCI financial assets.

Interest expense is calculated by applying the EIR to the amortised cost of a financial liability.

ii. Fair value

Fair value is the price that would be received if an asset were sold or paid if a liability were transferred in an orderly transaction between market participants on the measurement date. The definition also applies to fair value measurements of non-financial assets and liabilities. Details on valuation techniques applied for fair value measurement and on the fair value hierarchy are disclosed in Note 26 Fair value of financial instruments.

Initial recognition and measurement

i. Initial recognition

Financial instruments are initially recognised when Erste Group becomes a party to the contractual provisions of the instrument. Regular way (spot) purchases and sales of financial assets are recognised at the settlement date, which is the date that an asset is delivered.

ii. Initial measurement

Financial instruments are measured initially at their fair value including transaction costs (except for financial instruments at fair value through profit or loss, for which transaction costs are recognised directly in profit or loss). In most cases, the fair value at initial recognition equals the transaction price, i.e. the price transferred to originate or acquire a financial asset or the price received to issue or incur a financial liability.

Classification and subsequent measurement of financial assets

In accordance with IFRS 9, the classification and subsequent measurement of financial assets depend on the following two criteria:

- (i) The business model for managing the financial assets – the assessment is focused on whether the financial asset is part of a portfolio in which the assets are held in order to collect contractual cash flows, to both collect the contractual cash flows and sell the assets or they are held in other business models.
- (ii) The cash flow characteristics of the financial assets – the assessment is focused on whether the contractual terms of the financial asset give rise on specified dates to cash flows that are solely payments of principal and interest ('SPPI') on the principal amount outstanding.

Application of these criteria leads to classification of financial assets into three measurement categories described in the respective note.

- _ Financial assets at amortised cost
- _ Financial assets at fair value through other comprehensive income
- _ Financial assets at fair value through profit or loss

Classification and subsequent measurement of financial liabilities

Financial liabilities are classified as measured at amortised cost unless they are measured at fair value through profit or loss. Further details on financial liabilities at amortised cost and financial liabilities at FVPL are in the respective notes: Note 19 Financial liabilities at amortised costs and Note 24 Financial liabilities at fair value through profit or loss.

Impairment of financial instruments

Erste Group recognises loss allowances for impairment on its debt instrument financial assets, other than those measured at FVPL, its lease receivables, and its off-balance credit risk exposures arising from financial guarantees and certain loan commitments. The impairment is based on expected credit losses whose measurement reflects:

- _ an unbiased and probability-weighted amount that is determined by evaluating a range of possible outcomes;
- _ the time value of money; and
- _ reasonable and supportable information that is available without undue cost or effort at the reporting date about past events, current conditions and forecasts of future economic conditions.

The amount of the impairment loss is recognised as a loss allowance. For the purpose of the measurement of the amount of expected credit loss and recognition of interest income, Erste Group distinguishes between three stages of impairment.

Stage 1 relates to financial instruments for which no significant increase in credit risk has been recorded since their initial recognition. The impairment is measured in the amount of the 12-month expected credit loss. Interest income is recognised by EIR applied to the gross carrying amount of the financial asset.

Financial instruments in Stage 2 are subject to significant increase in credit risk since their initial recognition. The impairment is measured in the amount of the lifetime expected credit loss. Interest income is recognised by EIR applied to the gross carrying amount of the financial asset (as for Stage 1).

Financial assets in Stage 3 are credit-impaired. In respect of applying the 'credit-impaired' concept of IFRS 9, Erste Group generally adopted the approach of aligning it with the regulatory concept of 'default' for lending exposures. The impairment for such financial assets is measured in the amount of lifetime expected credit loss. Interest income is recognised by EIR applied to the amortised cost (i.e. the net carrying amount) of the financial asset. From a balance sheet perspective, interest is accrued based on the financial assets' gross carrying amount. The difference between the interest accrued on the assets and the interest income recognised is reflected through the allowance account (without impacting the impairment loss).

More detailed information about identification of significant increases in credit risk including collective assessment, estimation techniques used to measure 12-month and lifetime expected credit losses and definition of default is provided in Note 34 Credit risk.

For financial assets measured at amortised cost, the net carrying amount of the financial asset presented on the balance sheet is the difference between the gross carrying amount and the cumulative loss allowance. However, for financial assets measured at FVOCI, the loss allowance is recognised in the accumulated OCI, specifically under 'Fair value reserve' in the statement of changes in equity. Loss allowances for loan commitments and financial guarantees are presented under the balance sheet line item 'Provisions'.

For financial assets that are credit-impaired at initial recognition (POCI financial assets) lifetime expected credit losses are initially reflected in the credit-adjusted EIR. As a result, no loss allowance is recognised at inception. Subsequently, only adverse changes in lifetime expected credit losses after the initial recognition are recognised as loss allowance, whilst favourable changes are recognised as impairment gains increasing the gross carrying amount of the POCI financial assets. No impairment stages are distinguished for the POCI financial assets.

In the statement of income, impairment losses and their reversals (gains) on all kinds of financial instruments are presented in the line item 'Impairment result from financial instruments'.

Write-offs

Erste Group writes off a financial asset or a part of it when it has no reasonable expectations of recovering the respective cash flows. When performing the write-off, the gross carrying amount of the asset is reduced simultaneously with the related loss allowance balance.

Erste Group has specified criteria for writing off the unrecoverable balances in its loan business. Write-off can result from forbearance measures whereby the bank contractually waives part of the existing balance in order to help the customers overcome financial difficulties and thus improve the prospects of recovering the remaining loan balance (normally this relates to going concern scenarios for corporate customers). In gone concern scenarios with corporate customers, write-offs of the unrecoverable exposure parts are triggered by enforcement

activities such as filing or termination of legal proceedings (bankruptcy, liquidation, court case). Other write-off triggers may result from decisions about no enforcement due to worthlessness of the claim/collateral or generally from assessment that the receivable is economically lost. For retail customers, the non-recoverability and the timing and amounts of write-off crystallise during the collection process when it becomes evident that the amount due cannot be collected, e.g. due to ongoing bankruptcy proceedings. Residual uncollectable balances are written off after the collection process.

Derecognition of financial instruments including treatment of contractual modifications

i. Derecognition of financial assets

A financial asset (or, where applicable, part of a financial asset or part of a group of similar financial assets) is derecognised when:

- _ the contractual rights to receive cash flows from the asset have expired; or
- _ Erste Group has transferred its rights to receive cash flows from the asset or has assumed an obligation to pay the received cash flows in full without material delay to a third party under a 'pass-through' arrangement and either:
 - _ it has transferred substantially all risks and rewards connected with ownership of the asset; or
 - _ has neither transferred nor retained substantially all risks and rewards connected with ownership of the asset but has transferred control of the asset.

The difference between the carrying amount of the derecognised asset and the consideration received is presented in the statement of income in the line 'Gains/losses from derecognition of financial assets measured at amortised cost' or, for financial assets at FVOCI, in the line 'Other gains/losses from derecognition of financial instruments not measured at fair value through profit or loss'. For financial assets measured at FVPL the derecognition gains or losses are recognised together with the measurement result in the lines 'Net trading result' or 'Gains/losses from financial instruments measured at fair value through profit or loss'.

ii. Derecognition criteria with respect to contractual modifications of financial assets

In the normal course of running its lending business and in agreement with the respective debtors, Erste Group may renegotiate or otherwise modify some terms or conditions of the underlying contracts. This can involve either market-driven commercial renegotiations or contractual changes aimed at alleviating or preventing borrower's financial difficulty. For the purpose of capturing the economic substance and financial effect of such contractual modifications, Erste Group has developed a set of criteria to assess whether or not the modified terms are substantially different from the original terms.

Commercial interest rate adjustments fulfilling specific conditions do not trigger the modification significance assessment. Instead, they result in a recalculation of the EIR of related loans. Such interest rate adjustments relate to performing non-forborne lending agreements for which a prepayment/early termination option and a sufficiently competitive refinancing market exist. Furthermore, the costs that the debtor would incur in case of prepayment/early termination would have to be assessed as low. Such conditions introduce an implicit floating rate element to the contract. This kind of interest rate adjustments rarely applies to loan assets in Stage 2.

Substantial modifications lead to derecognition of the original financial asset and initial recognition of the modified financial asset as a new financial instrument. They include following events:

- _ change of the contractual counterparty (unless this is a formal change such as changes in legal name);
- _ change in the currency of the contract (unless the change results from exercising an embedded option in the original contract with pre-agreed conditions of the change, or if the new currency is pegged to the original currency);
- _ introduction of a non-SPPI contractual feature (unless it is intended to improve recoveries from debtors by granting concessions supporting them to recover from financial difficulties); and
- _ removal of a non-SPPI contractual feature.

Some derecognition criteria distinguish whether contractual modifications are applied to debtors facing financial difficulties. Application of certain modifications to debtors in financial difficulties is not considered as substantial since they are aimed at improving the prospects of the bank to recover the claims by tailoring the repayment schedules to specific financial conditions of those debtors. On the other hand, such contractual modifications applied to performing debtors may be considered as substantial enough to warrant the derecognition, as further detailed below.

From this perspective, the following criteria lead to derecognition unless they are considered as forbearance measures or they are applied to customers in default or they trigger default (i.e. the derecognition occurs if the modification does not relate to financial difficulties):

- _ repayment schedule changed in a way that the weighted remaining maturity of the assets is modified by more than 100% and at least two years compared to the original asset; or
- _ change in timing/amount of contractual cash flows resulting in the present value of the modified cash flows (discounted at pre-modification effective interest rate) being different by more than 10% of the gross carrying amount of the asset immediately before the modification (cumulative assessment considering all modifications occurring over the last twelve months);

If contractual modifications that qualify as forbearance measures or they are applied to customers in default or they trigger default (i.e. they relate to customers in financial difficulties) are so significant that they are qualitatively assessed as an extinguishment of original contractual rights, they result in derecognition. Examples of such modifications are:

- _ a new agreement with materially different terms signed up as part of distressed restructuring following a standstill agreement suspending the rights of the original assets;
- _ consolidation of multiple original loans into one with substantially different terms; or
- _ transformation of a revolving loan into non-revolving.

Contractual modifications leading to derecognition of the related original assets result in the initial recognition of new financial assets. If the debtor is in default or the significant modification leads to the default, then the new asset will be treated as POCI. The difference between the carrying amount of the derecognised asset and initial fair value of the new POCI asset is presented in the statement of income in the line 'Impairment result from financial instruments'.

If the debtor is not in default or the significant modification does not lead to default, the new asset recognised after derecognition of the original asset will be in Stage 1. For loans measured at amortised cost, the unamortised balance of the origination fees/transaction costs considered in the effective interest rate is presented in the line item 'Interest income' under 'Net interest income' at the derecognition date. The release of the credit loss allowance attached to the original asset at the date of that significant modification as well as the credit loss allowance recognised for the new asset are presented in the line 'Impairment result from financial instruments'. The remaining difference is presented in the line 'Gains/losses from derecognition of financial assets measured at amortised cost'.

For financial assets measured at FVPL, irrespective of whether they are in default, the derecognition gains and losses are included in the same line items of the statement of income as their measurement result, i.e. in 'Gains/losses from financial instruments measured at fair value through profit or loss'.

For debt instrument assets not measured at FVPL that are subject to contractual modifications that do not result in derecognition, the gross carrying amount of the asset is adjusted against recognising a modification gain or loss in profit or loss. The modification gain or loss equals the difference between the gross carrying amount before the modification and the present value of the cash flows based on the modified terms discounted with the original EIR. In the statement of income, the modification gain or loss is presented in the line 'Interest income' under 'Net interest income' if the modification relates to financial assets in Stage 1. For financial assets in Stage 2 and 3 and POCI financial assets, the modification gain or loss is presented in the line 'Impairment result from financial instruments'. However, to the extent that the contractual modification involves the bank giving up its rights of collecting cash flows in respect of an outstanding amount of the asset, such as waiving (part of) principal or accrued interest amount, it is treated as a write-off.

iii. Derecognition of financial liabilities

A financial liability is derecognised when the obligation under the liability is discharged, cancelled or expires. This normally occurs when the liability is repaid or repurchased. In the statement of income, the difference between the carrying amount of the derecognised financial liability and the consideration paid is presented in the line 'Other gains/losses from financial instruments not measured at fair value through profit or loss', 'Gains/losses from financial instruments measured at fair value through profit or loss' and 'Net trading result' depending on the measurement category of the derecognised financial liability.

Significant accounting judgements, assumptions and estimates

i. SPPI assessment

The assessment of whether the contractual cash flows of financial assets give rise to cash flows that are solely payments of principal and interest (SPPI) is subject to the application of significant judgements which rely on the guidance in IFRS 9. These judgements are crucial in the IFRS 9 classification and measurement process, as they determine whether the asset must be measured at FVPL or, depending on the business model assessment, at amortised cost or at FVOCI. When taking into consideration specific features of loans in the business of Erste Group, significant areas of judgement are prepayment fees, project financing loans and the benchmark test for loans with interest mismatches features.

The assessment whether the prepayment fees applied to loans can be considered as a reasonable compensation for early terminations or prepayments is based on comparing the level of the fees with the economic costs incurred by the bank upon the early termination. For these purposes, Erste Group uses a quantitative test where the costs relate to the lost interest margin and the lost interest differential due to a potential decrease in the interest rates upon early termination or prepayment. The adequacy of the fees can also be defended on a qualitative basis, such as common market practice regarding the level of prepayment fees and their acceptance by authorities.

For project financing loans Erste Group assesses whether they represent basic loan agreements rather than investments in the financed projects. In this respect, credit rating, level of collateralisation, existing sponsor guarantees and the extent of equity funding of the financed projects are considered.

Interest mismatches features relate to floating rate financial assets where: - the reference rate's (such as Euribor) tenor is different to the rate reset frequency, - time lags arise from interest rates fixed prior to the start of the interest period, or combinations of these features. For this

purpose, Erste Group has developed a so called 'benchmark test' to assess whether the interest mismatch feature could result in contractual (undiscounted) cash flows that are significantly different from a benchmark deal which does not have the interest mismatch feature. For assets with interest mismatches resulting only from lagged rates (i.e. with no tenor mismatches), SPPI compliance is considered to be met based on a qualitative assessment if the time lag between the fixation of the rate and the start of the interest period does not exceed one month.

Performing the quantitative benchmark test was particularly important upon transition to IFRS 9 as at 1 January 2018 for the portfolio existing at that time. Subsequently, the issuance of new loans with interest mismatch features was largely restricted so that a quantitative benchmark test applies only in exceptional cases.

ii. Business model assessment

For each SPPI-compliant financial asset at initial recognition, Erste Group must assess whether it is part of a business model where the assets are held in order to collect contractual cash flows, to both collect the contractual cash flows and sell the assets, or they are held in other business models. As a consequence, the critical aspect in distinguishing the business models is frequency and significance of sales of assets in the respective business model. Since asset allocation to business models is based on the initial assessment, it may happen that in subsequent periods cash flows are realised differently than originally expected, and a different measurement method may seem to be appropriate. In accordance with IFRS 9, such subsequent changes do not generally lead to reclassifications or prior period error corrections in respect of existing financial assets. The new information on how cash flows are realised may, however, indicate that the business model, and thus the measurement method changes for newly acquired or newly originated financial assets.

At Erste Group, certain sales or other derecognition events are considered as not contradicting the held to collect contractual cash flows business model. Examples are sales due to increases in credit risk, sales close to assets' maturity, infrequent sales triggered by a non-recurring event (such as changes in regulatory or tax environment, major internal reorganisation or a business combination, severe liquidity crisis, etc.) or derecognitions resulting from replacements of bonds based on an issuer's offer. Other kinds of sales carried out in the 'held to collect' business model are assessed retrospectively, and if they exceed certain quantitative thresholds, or whenever it is considered necessary with regard to new expectations, Erste Group performs a prospective test. If the outcome was that the carrying amount of assets expected to be sold over the expected life of the current business model portfolio, for reasons other than the cases above, exceeds 10% of the carrying amount of the portfolio, any new acquisitions or originations of assets would be classified in a different business model.

iii. Impairment of financial instruments

The expected credit loss impairment model is inherently based on judgement since it requires assessment of significant increases in credit risk and measurement of expected credit losses without providing detailed guidance. In respect of significant increases in credit risk, Erste Group has determined specific assessment rules consisting of qualitative information and quantitative thresholds. Another area of complexity relates to establishing groups of similar assets when credit risk deterioration has to be assessed on a collective basis before specific information is available at individual instrument level. Measurement of expected credit losses involves complex models relying on historical statistics of probabilities of default and loss rates in case of defaults, their extrapolations in case of insufficient observations, individual estimates of credit-adjusted cash flows and probabilities of various scenarios including forward-looking information. In addition, the life of the instruments has to be modelled in respect of behavioural life of revolving credit facilities.

Detailed disclosures about identification of significant increases in credit risk including collective assessment, estimation techniques used to measure 12-month and lifetime expected credit losses and definition of default is provided in Note 34 Credit risk,. The development of loan loss provisions is described in, Note 16 Financial assets at amortised cost, Note 18 Trade and other receivables, Note 25 Financial assets at fair value through other comprehensive income and in chapter Leases for Finance lease receivables.

iv. Financial liabilities stemming from the TLTRO programme of the ECB

Regarding assessments of whether the TLTRO III liabilities contain government grants, how the effective interest rate is determined and changes in estimated cash flows based on expected fulfillment of eligibility conditions see Note 19 Financial liabilities at amortised cost.

Financial instruments held at amortised cost

Financial assets are classified as measured at amortised cost if they are held in a business model whose objective is to collect contractual cash flows, and their contractual cash flows are SPPI.

On the balance sheet, these assets are carried at amortised cost, i.e. the gross carrying amount net of the credit loss allowance. They are presented under the line 'Financial assets at amortised cost', 'Trade and other receivables' and 'Cash and cash balances'.

Interest income on these assets is calculated by effective interest method and is included under the line 'Interest income' under 'Net interest income' in the statement of income. Impairment gains or losses are included in the line 'Impairment result from financial instruments'. Gains and losses from derecognition (such as sales) of the assets are reported under the line item 'Gains/losses from derecognition of financial assets measured at amortised cost'.

At Erste Group, financial assets at amortised cost constitute the largest measurement category, which includes the vast majority of loan business to customers (except for certain loans measured at fair value through profit or loss), interbank lending business (including reverse repo transactions), deposits with central banks, investments in debt securities, amounts in the course of settlement, trade and other receivables.

For description of financial liabilities at measured amortised cost refer to Note 19 Financial liabilities at amortised costs.

15. Cash and cash balances

Cash balances include only claims (deposits) against central banks and credit institutions that are repayable on demand. Repayable on demand means that they may be withdrawn at any time or with a term of notice of only one business day or 24 hours. A part of 'Cash balances at central banks' represents the mandatory minimum reserve requirement deposits which amounted to EUR 6,355.4 million (2020: EUR 4,575.2 million) at the reporting date. The mandatory minimum reserve requirement is calculated from defined balance sheet items and has to be fulfilled in average through an extended period of time. Therefore, the mandatory minimum reserve requirement deposits are not subject to any restraints.

in EUR million	Dec 20	Dec 21
Cash on hand	7,694	9,781
Cash balances at central banks	27,006	34,682
Other demand deposits at credit institutions	1,139	1,033
Cash and cash balances	35,839	45,495

16. Financial assets at amortised cost

Debt securities

Investments in debt securities measured at amortised cost may be acquired with different business objectives (such as fulfilling internal/external liquidity risk requirements and efficient placement of the structural liquidity surplus, strategic positions decided by the board of directors, initiation and fostering of client relationships, substitution of loan business or other yield generating activities). Their common attribute is that significant and frequent sales of such securities are not expected. For a description of what sales are considered as compliant with the held to collect contractual cash flows business model, see paragraph 'Business model assessment' in chapter 'Financial instruments - Significant accounting policies'.

Gross carrying amounts and credit loss allowances per impairment buckets

in EUR million	Gross carrying amount				Credit loss allowances				Carrying amount
	Stage 1	Stage 2	Stage 3	Total	Stage 1	Stage 2	Stage 3	Total	
Dec 21									
Central banks	13	0	0	13	0	0	0	0	13
General governments	29,887	3	0	29,890	-8	0	0	-8	29,882
Credit institutions	4,707	0	0	4,707	-3	0	0	-3	4,705
Other financial corporations	175	1	0	176	0	0	0	0	176
Non-financial corporations	725	54	0	778	-1	-3	0	-4	774
Total	35,508	57	0	35,565	-12	-3	0	-15	35,551
Dec 20									
Central banks	14	0	0	14	0	0	0	0	14
General governments	25,215	11	0	25,227	-7	0	0	-7	25,220
Credit institutions	3,490	19	0	3,510	-2	0	0	-2	3,508
Other financial corporations	135	11	0	146	0	-1	0	-1	145
Non-financial corporations	667	28	3	698	-1	-2	-1	-5	693
Total	29,521	70	3	29,594	-10	-3	-2	-15	29,579

There are no purchased or originated credit-impaired (POCI) debt securities at AC as of 31 December 2021 (31 December 2020).

Movement in credit loss allowances

in EUR million	As of	Additions	Derecognitions	Transfers between stages	Other changes in credit risk (net)	Other	As of
	Jan 21						Dec 21
Stage 1	-11	-5	3	2	-1	0	-12
Stage 2	-3	0	0	-2	2	0	-3
Stage 3	-2	0	1	0	0	0	0
Total	-15	-5	5	0	1	0	-15
	Jan 20						Dec 20
Stage 1	-7	-7	2	0	0	0	-11
Stage 2	-2	0	0	-1	0	0	-3
Stage 3	-2	0	0	0	0	0	-2
Total	-11	-7	2	-1	1	0	-15

In column 'Additions' increases of CLA due to the initial recognition of debt securities at AC during the current reporting period are disclosed. Releases of CLA following the derecognition of the related debt securities at AC are reported in column 'Derecognitions'.

In column 'Transfers between stages' CLA net changes due to changes in credit risk that triggered re-assignments of the related AC debt securities from Stage 1 (at 1 January 2021 or initial recognition date) to Stages 2 or 3 at 31 December 2021 or vice-versa are reported. The effects of transfers from Stage 1 to Stages 2 or 3 on the related CLAs are adverse and presented in lines attributable to Stages 2 or 3. The effects of transfers from Stages 2 or 3 to Stage 1 on the related CLAs are favourable and presented in line 'Stage 1'. The P&L-neutral effect from cross-stage transferring of the related CLA amounts recognized prior to stage re-assignments are presented above in column 'Other changes in credit risk (net)'.

Any other changes in credit risk which do not trigger a transfer between Stage 1 and Stage 2 or 3 or vice-versa are disclosed in column 'Other changes in credit risk (net)'.

The year-end total GCAs of AC debt securities that were initially recognized (purchased) during the year 2021 and not fully derecognized by 31 December 2021 amounts to EUR 9,631.6 million (2020: EUR 5,622.0 million.) The GCA of AC debt securities that were held at 1 January 2021 and derecognized during the year 2021 amounts to EUR 3,356.2 million (2020: EUR 2,524.2 million).

Loans and advances to banks

Gross carrying amounts and credit loss allowances per impairment buckets

in EUR million	Gross carrying amount				Credit loss allowances				Carrying amount
	Stage 1	Stage 2	Stage 3	Total	Stage 1	Stage 2	Stage 3	Total	
Dec 21									
Central banks	16,429	0	0	16,429	-1	0	0	-1	16,428
Credit institutions	4,509	60	0	4,569	-5	-1	0	-5	4,563
Total	20,938	60	0	20,998	-6	-1	0	-6	20,991
Dec 20									
Central banks	16,763	0	0	16,763	-1	0	0	-1	16,762
Credit institutions	4,669	38	0	4,707	-2	0	0	-3	4,704
Total	21,432	38	0	21,469	-3	0	0	-3	21,466

There are no purchased or originated credit-impaired (POCI) AC loans and advances to banks at 31 December 2021 (31 December 2020).

Movement in credit loss allowances

in EUR million	As of	Additions	Derecognitions	Transfers between stages	Other changes in credit risk (net)	Other	As of
	Jan 21						Dec 21
Stage 1	-3	-17	18	0	-3	0	-6
Stage 2	0	0	3	-2	-2	0	-1
Stage 3	0	0	0	0	0	0	0
Total	-3	-18	21	-1	-5	0	-6
	Jan 20						Dec 20
Stage 1	-7	-27	13	0	17	0	-3
Stage 2	0	0	0	0	0	0	0
Stage 3	-2	0	2	0	-2	2	0
Total	-9	-27	15	0	15	2	-3

In column 'Additions' increases of CLA due to the initial recognition of loans and advances to banks at AC during the current reporting period are disclosed. Releases of CLA following the derecognition of the related loans and advances to banks at AC are reported in column 'Derecognitions'.

Any changes in credit risk which do not trigger a transfer between Stage 1 and Stage 2 or 3 or vice-versa are disclosed in column 'Other changes in credit risk (net)'.

The year-end total GCA of AC loans and advances to banks that were initially recognized during the year 2021 and not fully de-recognized by 31 December 2021 amounts to EUR 19,475.4 million (2020: EUR 20,962.3 million). The GCA of AC loans and advances to banks that were held as of 1 January 2021 and fully de-recognized during the year 2021 amounts to EUR 20,901.7 million (2020: 21,347.1 million).

Loans and advances to customers

Gross carrying amounts and credit loss allowances per impairment buckets

in EUR million	Gross carrying amount					Credit loss allowances					Carrying amount
	Stage 1	Stage 2	Stage 3	POCI	Total	Stage 1	Stage 2	Stage 3	POCI	Total	
Dec 21											
General governments	6,356	730	2	3	7,091	-4	-20	-2	0	-27	7,065
Other financial corporations	3,671	482	45	11	4,209	-10	-14	-16	0	-40	4,169
Non-financial corporations	57,224	17,486	2,039	201	76,950	-211	-666	-1,069	-61	-2,007	74,944
Households	75,926	10,700	1,851	112	88,589	-158	-504	-979	-26	-1,667	86,922
Total	143,177	29,398	3,937	327	176,839	-383	-1,203	-2,066	-88	-3,740	173,099
Dec 20											
General governments	6,455	330	3	3	6,791	-4	-4	-2	-1	-11	6,779
Other financial corporations	2,860	836	19	11	3,727	-8	-38	-6	0	-51	3,676
Non-financial corporations	50,673	18,379	2,075	227	71,354	-186	-657	-1,172	-92	-2,107	69,247
Households	69,241	10,554	1,935	125	81,855	-136	-472	-1,021	-33	-1,662	80,193
Total	129,229	30,100	4,031	367	163,727	-335	-1,171	-2,201	-125	-3,831	159,895

Movement in credit loss allowances

in EUR million	As of	Additions	Derecognitions	Transfers between stages	Other changes in credit risk (net)	Insignificant modifications (net)	Write-offs	Other	As of
	Jan 21								Dec 21
Stage 1	-335	-305	78	462	-276	0	0	-9	-383
General governments	-4	-2	1	1	0	0	0	0	-4
Other financial corporations	-8	-13	4	21	-14	0	0	0	-10
Non-financial corporations	-186	-190	51	175	-58	0	0	-3	-211
Households	-136	-100	23	265	-204	0	0	-6	-158
Stage 2	-1,171	-140	171	-710	651	0	1	-4	-1,203
General governments	-4	-2	1	-7	0	0	0	-6	-20
Other financial corporations	-38	-1	3	-21	40	0	0	2	-14
Non-financial corporations	-657	-110	106	-275	278	0	0	-7	-666
Households	-472	-27	61	-406	333	0	1	7	-504
Stage 3	-2,201	-46	250	-80	-290	5	292	3	-2,066
General governments	-2	0	0	0	0	0	0	0	-2
Other financial corporations	-6	0	1	-1	-20	0	10	0	-16
Non-financial corporations	-1,172	-26	123	-35	-108	6	130	11	-1,069
Households	-1,021	-20	126	-44	-162	-1	152	-9	-979
POCI	-125	0	15	0	18	0	4	1	-88
General governments	-1	0	0	0	0	0	0	0	0
Other financial corporations	0	0	0	0	0	0	0	0	0
Non-financial corporations	-92	0	11	0	17	0	2	1	-61
Households	-33	0	4	0	1	0	1	0	-26
Total	-3,831	-490	514	-328	103	5	297	-10	-3,740
	Jan 20								Dec 20
Stage 1	-320	-233	64	376	-227	0	0	4	-335
General governments	-17	-5	2	1	15	0	0	0	-4
Other financial corporations	-5	-10	5	8	-9	0	0	3	-8
Non-financial corporations	-176	-149	41	157	-60	0	0	0	-186
Households	-122	-68	16	210	-173	0	0	2	-136
Stage 2	-506	-133	125	-1,025	361	0	1	6	-1,171
General governments	-3	0	0	-3	2	0	0	0	-4
Other financial corporations	-9	-2	1	-14	-13	0	0	0	-38
Non-financial corporations	-243	-85	83	-533	116	1	0	4	-657
Households	-251	-46	41	-475	256	-1	1	2	-472
Stage 3	-2,003	-92	245	-129	-507	2	270	12	-2,201
General governments	-2	0	0	0	0	0	0	0	-2
Other financial corporations	-8	-2	2	0	-2	0	4	0	-6
Non-financial corporations	-965	-51	106	-55	-357	2	143	3	-1,172
Households	-1,029	-40	137	-74	-149	1	123	9	-1,021
POCI	-139	0	15	0	-9	0	6	2	-125
General governments	-1	0	0	0	0	0	0	0	-1
Other financial corporations	0	0	0	0	0	0	0	0	0
Non-financial corporations	-96	0	9	0	-9	0	3	1	-92
Households	-43	0	6	0	0	0	3	2	-33
Total	-2,969	-458	449	-778	-382	3	278	25	-3,831

In column 'Additions' increases of CLA due to the initial recognition of loans and advances to customers at AC during the current reporting period are disclosed. CLAs recognized against drawings from non-revolving loan commitments are deemed as additions for the purpose of presenting current period's movement in CLA. Therefore, additions in Stages 2 and 3 reflect transfers from Stage 1 having occurred between commitment and drawing dates of related credit facilities. Releases of CLA following the derecognition of the related loans and advances to customers at AC are reported in column 'Derecognitions'.

In column 'Transfers between stages' CLA net changes due to changes in credit risk that triggered re-assignments of the related AC loans and advances to customers from Stage 1 at 1 January 2021 (or initial recognition date, if later) to Stages 2 or 3 at 31 December 2021 or vice-versa are reported. The effects of transfers from Stage 1 to Stages 2 or 3 on the related CLAs are adverse (incremental year-on-year allocations) and presented in lines attributable to Stages 2 or 3. The effects of transfers from Stages 2 or 3 to Stage 1 on the related CLAs are favourable (incremental year-on-year releases) and presented in line 'Stage 1'. The P&L-neutral effect from cross-stage transferring of the related CLA amounts recognized prior to stage re-assignments are presented above in column 'Other changes in credit risk (net)'.

Any other changes in credit risk which do not trigger a transfer between Stage 1 and Stage 2 or 3 or vice-versa are disclosed in column 'Other changes in credit risk (net)'. This column also captures the passage-of-time adverse effect ('unwinding correction') over the lifetime expected cash shortfalls of AC loans and advances to customers that were assigned to Stage 3 for any period throughout the year, as well as of any POCI loans and advances to customers. This adverse effect amounted to EUR 68.8 million (2020: EUR 59.9 million) cumulatively for the year 2021, which also reflects the unrecognized interest income out of the related AC loans and advances to customers throughout the year.

The column 'Insignificant modifications (net)' reflects the effect on CLA arising from contractual modifications of loans and advances to customers at AC which do not trigger their full derecognition. The use of CLA triggered by full or partial write-offs of AC loans and advances to customers is reported in column 'Write-offs'.

One significant driver of the CLA movements for the year has been the transfer of the related instruments across different impairment stages. The year-end GCA of AC loans and advances to customers that were assigned at 31 December 2021 to a different stage compared to 1 January 2021 (or to the initial recognition date, if originated during the year) are summarized below:

in EUR million	Transfers between Stage 1 and Stage 2		Transfers between Stage 2 and Stage 3		Transfers between Stage 1 and Stage 3		POCI	
	To Stage 2 from Stage 1	To Stage 1 from Stage 2	To Stage 3 from Stage 2	To Stage 2 from Stage 3	To Stage 3 from Stage 1	To Stage 1 from Stage 3	To Defaulted from Non-Defaulted	To Non-Defaulted from Defaulted
Dec 21								
General governments	461	39	0	0	0	0	0	0
Other financial corporations	321	375	32	0	2	0	0	0
Non-financial corporations	6,757	4,837	400	45	187	5	6	1
Households	4,598	2,716	363	177	216	55	2	7
Total	12,137	7,966	794	223	405	60	8	9
Dec 20								
General governments	201	89	0	0	0	0	0	0
Other financial corporations	579	65	4	2	8	0	0	0
Non-financial corporations	14,523	1,145	380	49	573	7	2	10
Households	6,549	1,546	287	142	372	41	1	10
Total	21,853	2,845	671	193	954	48	3	20

Detailed information on stage transfers due to Covid-19 measures are described in Note 34 Credit risk.

The year-end total GCA of the AC loans and advances to customers that were initially recognized during the reporting period and not fully de-recognized by 31 December 2021 amounts to EUR 45,011.4 million (2020: EUR 39,706.5 million). The GCA of the AC loans and advances to customers that were held at 1 January 2021 and fully de-recognized during the reporting period amounts to EUR 17,982.5 million (2020: EUR 19,576.4 million).

The undiscounted amount of the lifetime expected credit losses considered in the initial measurement of the AC loans and advances to customers initially recognized and identified as POCI during the year 2021 amounted to EUR 54.4 million (2020: EUR 43.5 million).

17. Debt instruments subject to contractual modifications

Impact of non-significant contractual modifications of debt instruments AC assigned to Stage 2 and 3

in EUR million	Dec 20		Dec 21	
	Amortised cost before the modification	Net modification gains/losses	Amortised cost before the modification	Net modification gains/losses
Loans and advances				
General governments	16	0	15	0
Other financial corporations	131	1	201	0
Non-financial corporations	4,398	2	3,381	-1
Households	2,929	-13	1,754	-11
Total	7,474	-9	5,350	-12

As at 31 December 2021, the total GCA of Erste Group's debt instruments measured at AC, which were impacted by non-significant contractual modifications while they were assigned to Stage 2 or 3 and re-assigned to Stage 1 during the year 2021 amounted to EUR 1,366.2 million (2020: EUR 671.0 million).

18. Trade and other receivables

Gross carrying amounts and credit loss allowances per impairment buckets

in EUR million	Gross carrying amount					Credit loss allowances					Carrying amount
	Stage 1	Stage 2	Stage 3	POCI	Total	Stage 1	Stage 2	Stage 3	POCI	Total	
Dec 21											
Central banks	1	0	0	0	1	0	0	0	0	0	1
General governments	75	33	0	0	107	0	0	0	0	-1	107
Credit institutions	21	2	2	0	25	0	-1	-1	0	-2	23
Other financial corporations	28	3	0	0	31	0	0	0	0	0	31
Non-financial corporations	937	950	61	0	1,949	-9	-3	-50	0	-62	1,887
Households	90	19	18	0	126	-2	-5	-15	0	-22	104
Total	1,151	1,007	81	0	2,239	-12	-9	-66	0	-87	2,152
Dec 20											
Central banks	1	0	0	0	1	0	0	0	0	0	1
General governments	35	20	0	0	55	0	0	0	0	0	55
Credit institutions	27	2	0	0	29	0	0	0	0	-1	29
Other financial corporations	25	2	0	0	28	0	0	0	0	0	27
Non-financial corporations	484	639	39	0	1,162	-4	-5	-29	0	-38	1,124
Households	88	21	21	0	130	-2	-5	-18	0	-24	106
Total	660	684	61	0	1,405	-6	-10	-47	0	-64	1,341

Movement in credit loss allowances

in EUR million	As of	Additions	Derecognitions	Transfers between stages	Other changes in credit risk (net)	Insignificant modifications (net)	Write-offs	Other	As of
	Jan 21								Dec 21
Stage 1	-6	-12	6	2	2	0	0	-2	-12
Stage 2	-10	0	3	-1	-1	0	0	1	-9
Stage 3	-47	0	7	-1	-9	0	7	-23	-66
POCI	0	0	0	0	0	0	0	0	0
Total	-64	-13	16	0	-8	0	8	-24	-87
	Jan 20								Dec 20
Stage 1	-6	-4	2	1	1	0	0	0	-6
Stage 2	-10	0	2	-4	1	0	0	0	-10
Stage 3	-55	0	5	-1	-6	0	6	4	-47
POCI	-1	0	1	0	0	0	0	0	0
Total	-72	-5	9	-3	-4	0	6	4	-64

19. Financial liabilities at amortised costs

The line item 'Financial liabilities at amortised cost' is further broken down into 'Deposits from banks', 'Deposits from customers', 'Debt securities issued' and 'Other financial liabilities'.

Interest expenses incurred are calculated using effective interest method are reported in the line item 'Interest expenses' under 'Net interest income' in the statement of income. Gains and losses from derecognition (mainly repurchase) are reported under the line item 'Other gains/losses from derecognition of financial instruments not measured at fair value through profit or loss'.

Financial liabilities stemming from the TLTRO programme of the ECB are presented under 'Deposits from banks'. Erste Group assessed an appropriate accounting treatment of the TLTRO. The conclusion was that such instruments do not qualify as below-market interest rate loans and therefore are not related to IAS 20 government grants accounting. The reason was that the TLTRO is considered as a separate market organised by the ECB as part of its monetary policy. As a result, the IFRS 9 amortised cost accounting treatment applies.

The carrying amount of the TLTRO III liabilities was EUR 20,920 million at the end of 2021 (2020: EUR 14,088 million). The negative interest expense recognised for the TLTRO III in 2021, including the catch-up adjustment discussed below, was EUR 208.1 million (2020: EUR 52.3 million).

In general, the TLTRO interest rate is reduced if banks reach certain lending thresholds. At the TLTRO inception, the original effective interest rate is determined by considering the contractual terms and assessing whether the eligibility conditions for the reduced interest will be fulfilled. The scenario which is considered more likely is used for the original effective interest rate calculation.

Erste Group assesses on an ongoing basis how it meets the eligibility criteria for the lower interest rate. Any subsequent changes in estimates of payments due to the revised assessment of the eligibility conditions are treated as catch-up adjustments. The amount of the catch-up

adjustment is determined by discounting the revised estimated payments at the original effective interest rate and comparing it to the gross carrying amount before the adjustment. The catch-up adjustments are presented in the net interest income.

In April 2020, in order to support the provision of credit in the economy hit by the Covid-19 pandemic, the ECB modified the conditions of the TLTRO III by additional reductions of interest rates. The interest rate reduction by 50bp during the period between June 2020 and June 2021 was conditional upon reaching the lending threshold of 0% between 1 March 2020 and 31 March 2021. Erste Group considered that the eligibility criteria were fulfilled. This resulted in a recognition of a positive catch-up adjustment in the amount of EUR 8.0 million in 2020. In December 2020 the ECB announced to extend the pandemic-related low interest for the period between June 2021 and June 2022. At 2020 year end Erste Group assessed that the lending threshold conditions for this interest rate reduction will not be met but revised this assessment in June 2021. As a result, a positive catch-up adjustment in the amount of EUR 93.0 million was recognised in 2021.

Deposits from banks

in EUR million	Dec 20	Dec 21
Overnight deposits	2,115	1,765
Term deposits	21,728	29,163
Repurchase agreements	927	958
Deposits from banks	24,771	31,886

Deposits from customers

in EUR million	Dec 20	Dec 21
Overnight deposits	144,864	167,738
Savings deposits	37,265	43,669
Other financial corporations	185	173
Non-financial corporations	2,457	1,985
Households	34,623	41,511
Non-savings deposits	107,599	124,069
General governments	5,806	6,963
Other financial corporations	6,936	7,530
Non-financial corporations	33,312	37,916
Households	61,544	71,660
Term deposits	44,684	41,662
Deposits with agreed maturity	38,142	34,986
Savings deposits	25,996	21,974
Other financial corporations	1,050	742
Non-financial corporations	1,331	1,409
Households	23,615	19,824
Non-savings deposits	12,146	13,012
General governments	2,832	2,970
Other financial corporations	1,890	1,843
Non-financial corporations	2,285	3,265
Households	5,140	4,934
Deposits redeemable at notice	6,543	6,676
General governments	1	9
Other financial corporations	110	120
Non-financial corporations	256	294
Households	6,175	6,253
Repurchase agreements	1,269	628
General governments	2	1
Other financial corporations	1,260	627
Non-financial corporations	6	0
Deposits from customers	190,816	210,029
General governments	8,642	9,942
Other financial corporations	11,431	11,037
Non-financial corporations	39,648	44,868
Households	131,097	144,182

Debt securities issued

in EUR million	Dec 20	Dec 21
Subordinated debt securities issued	1,477	1,943
Senior non-preferred bonds	669	1,474
Other debt securities issued	16,874	18,935
Bonds	4,680	8,146
Certificates of deposit	520	1,264
Other certificates of deposits/name certificates	178	148
Mortgage covered bonds	10,977	9,377
Other	519	0
Debt securities issued	19,020	22,352

In 1998, Erste Group Bank AG launched a EUR 30 billion Debt Issuance Programme (DIP). Since then other issuance programmes had been set up to fulfill high standards of specific seniorities and investor classes. In 2021, 9 DIP new bonds (2020: 17) with a total volume of approximately EUR 110 million (2020: EUR 165 million) were issued under the DIP.

In 2021, 163 (2020: 120) new bonds with a total volume of EUR 495 million (2020: EUR 184 million) were issued out of the Structured Notes Programme. In November 2018 the Covered Bonds Programme was implemented, under which one (2020: 2) new bond with a total volume of EUR 2.0 billion (2020: EUR 2.3 billion) were issued. In June 2019, the Capital Guaranteed Structured Notes Programme was implemented, under which 34 (2020: 36) new bonds with a total volume of EUR 103 million (2020: EUR 129 million) were issued. In December 2019, the Multi Issuer EMTN Notes Programme was implemented, under which 7 (2020: 5) new bonds with a total volume of EUR 2.3 billion (2020: EUR 2.7 billion) were issued.

Furthermore, senior unsecured registered notes ('Namensschuldverschreibungen'), were issued with a volume of EUR 46 million (2020: EUR 69 million).

Starting with August 2008, the Euro Commercial Paper and Certificates of Deposit Programme has an overall volume of EUR 10.0 billion. In total, 310 issues (2020: 56) amounting to EUR 65.2 billion (2020: EUR 3.7 billion) were placed in 2021. Issues totaling approximately EUR 64.0 billion (2020: EUR 3.7 billion) were redeemed over the same period.

Erste Group Bank AG, through its branch in NY and through its fully consolidated subsidiary Erste Finance Delaware LLC, issues commercial papers and certificates of deposit into the US money market. The total balance as of 31 December 2021 of the Dollar Certificate of Deposit Program of the New York branch amounted to EUR 17.5 million (USD 20.0 million) and as of 31 December 2020 EUR 519 million (USD 635 million). The Dollar Commercial Paper Program of Erste Finance Delaware LLC has a maximum issuance volume of EUR 6.7 billion (USD 7.6 billion), with a total balance as of 31 December 2021 of EUR 1.4 billion (USD 1.6 billion) and EUR 521 million (USD 637 million) as of 31 December 2020.

Financial instruments at fair value

FINANCIAL INSTRUMENTS AT FAIR VALUE THROUGH PROFIT OR LOSS

There are various reasons for assigning the fair value through profit or loss (FVPL) measurement category to debt instrument financial assets.

FVPL measurement relates to that are part of residual business models, i.e. they are neither held to collect contractual cash flows nor held to either collect contractual cash flows or sell the assets. These financial assets are generally expected to be sold before their maturity or they are managed and their performance is evaluated on a fair value basis. In the business of Erste Group, such business models are typical of assets that are held for trading (i.e. financial assets held by the trading function of the bank), of assets whose value is expected to be primarily realised through sales, such as investments in securitisations or not yet finalized loan syndications when the loan is offered for sale on the market. Further subject to FVPL measurement are financial assets held by funds consolidated by Erste Group since they are managed and their performance is evaluated on a fair value basis. Another reason for the the FVPL measurement are financial assets whose contractual cash flows are not considered as SPPI. At Erste Group, this concerns certain debt securities and loans to customers.

Erste Group also makes use of the option to designate some financial assets as measured at FVPL at initial recognition. Such a classification is used if it eliminates or significantly reduces an accounting mismatch between fixed interest rate financial assets, which in the absence of such a classification would be measured at amortised cost or at FVOCI, and related derivatives measured at FVPL.

On the balance sheet, debt instrument financial assets measured at FVPL are presented as 'Financial assets held for trading', sub-item 'Other financial assets held for trading' and 'Non-trading financial assets at fair value through profit or loss', sub-items 'Debt securities' and 'Loans and advances to customers'. Non-trading financial assets at FVPL consist of two sub-categories disclosed in Note 22 Non-trading financial assets at fair value through profit or loss which are 'mandatorily at fair value through profit or loss' and 'designated at fair value through profit or loss'. Financial assets are mandatorily measured at fair value through profit or loss either because they are held as part of residual business models that are other than held for trading or their contractual cash flows are not SPPI.

Investments in equity instruments that are held for trading (i.e. financial assets held by the trading function of the bank) are measured at FVPL. They are included in the balance sheet under the line 'Financial assets held for trading', sub-item 'Other financial assets held for trading'. Investments in equity instruments that are not held for trading are also measured at FVPL (unless they are designated at FVOCI). They are presented in the balance sheet under 'Non-trading financial assets at fair value through profit or loss', sub-item 'Equity instruments', sub-category 'mandatorily at fair value through profit or loss' in Note 22 Non-trading financial assets at fair value through profit or loss.

From IFRS 9 perspective all derivatives which are not designated as hedging instruments are considered as held for trading. As a result, they are measured at FVPL. They are described in more detail in Note 20 Derivative financial instruments.

In the statement of income, the profit or loss effects of non-derivative financial assets measured at FVPL are split into interest income or dividend income and fair value gains and losses. The interest income on debt instruments is presented in the line 'Other similar income' under 'Net interest income' and is calculated by applying the EIR to the amortised cost component of the financial assets. The dividend income on equity instruments is presented in the line 'Dividend income'. The fair value gains or losses are calculated net of the interest or dividend income, and they also include transaction costs and origination fees. They are reported in the line 'Net trading result' for financial assets held for trading and in the line 'Gains/losses from financial instruments measured at fair value through profit or loss' in case of non-trading financial assets at FVPL. For investments in funds, which are not consolidated by Erste Group, the interest or dividend component is not separated from the fair value gains or losses.

Financial liabilities at FVPL consist of financial liabilities held for trading and financial liabilities designated at FVPL.

On the balance sheet, financial liabilities at FVPL are presented as 'Financial liabilities held for trading', sub-items 'Derivatives' and 'Other financial liabilities held for trading' and as 'Financial liabilities at fair value through profit or loss' which are further broken down into 'Deposits from customers', 'Debt securities issued' and 'Other financial liabilities'. Accounting policy related to financial liabilities at FVPL can be found in Note 20 Derivative financial instrument, Note 23 Other financial liabilities held for trading and Note 24 Financial liabilities at fair value through profit or loss.

20. Derivative financial instruments

Derivative financial instruments are used by Erste Group to manage exposures to interest rates, foreign currencies and other market price risks. Derivatives used by Erste Group include mainly interest rate swaps, futures, forward rate agreements, interest rate options, currency swaps and currency options as well as credit default swaps.

For presentation purposes, derivatives are split into:

- _ Derivatives – held for trading; and
- _ Derivatives – hedge accounting.

Hedge accounting derivatives are discussed in Note 27 Hedge accounting.

Derivative financial instruments are carried at fair value (dirty price) on the balance sheet. Derivatives are carried as assets if their fair value is positive and as liabilities if their fair value is negative.

Derivatives – held for trading are those that are not designated as hedging instruments for hedge accounting. They are presented in the line item ‘Derivatives’ under the heading ‘Financial assets/Financial liabilities held for trading’. All kinds of non-hedging derivatives without regard to their internal classification, i.e. both derivatives held in the trading book and banking book, are presented in this line item.

Changes in the fair value (clean price) of derivatives – held for trading as well as of derivatives designated as hedging instruments in fair value hedges are reported in the statement of income in the line item ‘Net trading result’. Interest income/expense related both to held for trading and hedging derivatives is presented in the statement of income in the line item ‘Other similar income’ or ‘Other similar expenses’ under ‘Net interest income’. Interest income/expense recognition is based on EIR-like accruals in respect of the derivative notional amount and includes amortisation of the inception value of the derivative (e.g. upfront fees, if any).

The effective part of changes in the fair value (clean price) of derivatives in cash flow hedges is reported as OCI in the line ‘Cash flow hedge reserve’ of the statement of comprehensive income. The accumulated OCI is presented under ‘Cash flow hedge reserve’ in the statement of changes in equity. The ineffective part of changes in the fair value (clean price) of derivatives in cash flow hedges is reported in the statement of income under the line item ‘Net trading result’.

Embedded derivatives

Erste Group issues certain financial liabilities which contain structured features. Structured features mean that a derivative is embedded in non-derivative host instruments. Embedded derivatives are separated from the host instruments if

- _ the economic characteristics of the derivatives are not closely related to the economic characteristics and risks of the host debt instruments;
- _ the embedded derivative meets the definition of a derivative; and
- _ the hybrid instrument is not a financial asset or liability held for trading or designated at fair value through profit or loss.

Embedded derivatives that are separated are accounted for as stand-alone derivatives and presented on the balance sheet under the line item ‘Derivatives’ in financial assets held for trading and financial liabilities held for trading. At Erste Group, these relate to bonds and deposits whose payments are linked to equity prices or FX rates.

In the business of Erste Group, majority of non-closely related embedded derivatives relates to bonds issued for which fair value option has been applied since 2018. As a result, these embedded derivatives are part of the measurement of the entire hybrid instrument at FVPL and thus are not separated.

Derivatives held for trading

in EUR million	Dec 20			Dec 21		
	Notional value	Positive fair value	Negative fair value	Notional value	Positive fair value	Negative fair value
Derivatives held in the trading book	206,411	3,524	3,606	197,734	3,477	3,623
Interest rate	139,393	2,742	2,829	136,122	2,801	2,876
Equity	435	4	3	491	7	6
Foreign exchange	65,541	740	748	60,305	638	717
Credit	820	15	25	598	14	24
Commodity	16	0	0	16	0	0
Other	205	23	0	201	17	0
Derivatives held in the banking book	23,301	1,330	409	21,210	919	310
Interest rate	16,836	1,233	246	15,442	776	231
Equity	1,274	41	64	1,236	74	34
Foreign exchange	4,742	52	98	4,168	66	44
Credit	305	4	1	223	3	1
Other	144	0	0	141	0	0
Total gross amounts	229,712	4,854	4,015	218,943	4,396	3,933
Offset		-1,900	-1,977		-2,132	-2,309
Total		2,954	2,037		2,263	1,624

Erste Group undertakes a part of interest rate derivative and credit derivative transactions via Clearing Houses. These derivatives and related cash margin balances fulfil the requirements for balance sheet offsetting. For more details on balance sheet offsetting please refer to Note 28 Offsetting of financial instruments.

The disclosure of notional amounts of derivatives held in banking book: equity has been improved in 2021. The comparatives for notional amounts of the affected derivatives were amended accordingly from EUR 5,202 million to EUR 1,274 million, also the totals have been adjusted.

21. Other financial assets held for trading

in EUR million	Dec 20	Dec 21
Equity instruments	34	84
Debt securities	3,368	4,125
General governments	2,628	3,207
Credit institutions	606	699
Other financial corporations	57	127
Non-financial corporations	76	92
Other financial assets held for trading	3,402	4,210

22. Non-trading financial assets at fair value through profit or loss

in EUR million	Dec 20		Dec 21	
	Designated	Mandatorily	Designated	Mandatorily
Equity instruments	0	347	0	332
Debt securities	603	1,446	476	1,499
General governments	63	214	36	161
Credit institutions	524	101	435	111
Other financial corporations	16	983	5	1,054
Non-financial corporations	0	148	0	173
Loans and advances to banks	0	0	0	10
Credit institutions	0	0	0	10
Loans and advances to customers	0	687	0	808
General governments	0	1	0	1
Other financial corporations	0	0	0	21
Non-financial corporations	0	107	0	48
Households	0	579	0	737
Financial assets designated and mandatorily at FVPL	603	2,480	476	2,648
Non-trading financial assets at fair value through profit or loss		3,083		3,124

Erste Group has designated debt securities at FVPL. The maximum exposure to credit risk on these securities is its fair value. At the reporting date the change in fair value that is attributable to changes in credit risk amounts to EUR 19.0 million (2020: EUR 2.9 million) cumulatively and EUR 11.9 million (2020: EUR 7.7 million) for the reporting period.

23. Other financial liabilities held for trading

Non-derivative financial liabilities held for trading are those which are incurred principally for the purpose of repurchasing them in the near term. In the business of Erste Group non-derivative held for trading liabilities largely comprise short sales. These arise from obligations to return securities, which are purchased under agreements to resell or are borrowed through securities lending transactions and subsequently sold to third parties. On the balance sheet such liabilities are presented under the line 'Financial liabilities held for trading', sub-item 'Other financial liabilities'. The gains or losses on financial liabilities held for trading are reported in the line 'Net trading result' in the statement of income.

in EUR million	Dec 20	Dec 21
Short positions	521	785
Equity instruments	135	84
Debt securities	386	702
Debt securities issued	66	64
Other financial liabilities held for trading	588	850

24. Financial liabilities at fair value through profit or loss

Erste Group makes use of the option to designate some financial liabilities as measured at FVPL at initial recognition (referred to as fair value option) if:

- _ such classification eliminates or significantly reduces an accounting mismatch between fixed interest rate financial liabilities otherwise measured at amortised cost and related derivatives measured at FVPL. Erste Group assesses quantitatively that the designation actually eliminates or significantly reduces the accounting mismatch in respect of fair value changes attributable to interest rate risk; or
- _ the entire hybrid contract contains a non-closely related embedded derivative.

Financial liabilities designated at FVPL are reported on the balance sheet under the line item 'Financial liabilities at fair value through profit or loss' and are further broken down into 'Deposits from customers', 'Debt securities issued' and 'Other financial liabilities'. Other financial liabilities relate to fund units issued by funds consolidated by Erste Group. Interest incurred is calculated by applying the EIR to the amortised cost of the financial liability and is reported in the statement of income under in line item 'Other similar expenses' under 'Net interest income'. Gains and losses resulting from changes in fair value are recognised net of the interest expense under the line item 'Gains/losses from financial instruments measured at fair value through profit or loss'.

The amount of the fair value change resulting from the credit risk of the financial liability for the period is presented as OCI in the statement of comprehensive income in the line 'Own credit risk reserve'. The cumulative amount is recognised as accumulated OCI, specifically under 'Own credit risk reserve' in the statement of changes in equity. The amount recognised in OCI is never reclassified to profit or loss. However, upon derecognition (mainly repurchases) of the financial liabilities designated at FVPL the amount accumulated in OCI is transferred to retained earnings.

The cumulative amount of the credit risk recognised as accumulated OCI is calculated as the difference between the present value of the liability determined by using the original credit spread and the fair value of the liability. The amount of fair value change attributable to changes in credit risk of the liability for the period which is recognised in OCI is the difference between the cumulative amount of the credit risk at the end of the period and at the beginning of the period. When calculating the present value of the liability by using the original credit spread, the rate used for discounting is the sum of the observed interest rate (swap yield curve) and the original credit spread. The original credit spread is determined at initial recognition of the liability and it equals the difference between the total yield of the liability and the observed interest rate (swap yield curve) at that time.

in EUR million	Carrying amount		Amount repayable		Delta between carrying amount and amount repayable	
	Dec 20	Dec 21	Dec 20	Dec 21	Dec 20	Dec 21
Deposits	254	495	243	464	11	31
Debt securities issued	11,657	9,778	11,230	9,509	427	270
Other financial liabilities	180	191	180	191	0	0
Financial liabilities at FVPL	12,091	10,464	11,653	10,163	438	301

Fair value changes that are attributable to changes in own credit risk

in EUR million	For reporting period		Cumulative amount	
	1-12 20	1-12 21	Dec 20	Dec 21
Deposits	-2	0	0	0
Debt securities issued	-126	-82	358	269
Other financial liabilities	0	0	0	0
Financial liabilities at FVPL	-127	-82	358	269

The line 'Other financial liabilities' contains fund units issued by investment funds fully consolidated by Erste Group. Their fair value changes are subject to asset-specific performance risk only and are not dependent on changes in the individual own credit risk of the respective investment funds.

Debt securities issued

in EUR million	Dec 20	Dec 21
Subordinated debt securities issued	3,944	3,419
Other debt securities issued	7,713	6,360
Bonds	4,784	4,098
Other certificates of deposits/name certificates	854	824
Mortgage covered bonds	1,858	1,272
Public sector covered bonds	216	165
Debt securities issued	11,657	9,778

FINANCIAL ASSETS AT FAIR VALUE THROUGH OTHER COMPREHENSIVE INCOME

25. Financial assets at fair value through other comprehensive income

Debt instrument financial assets are measured at fair value through other comprehensive income (FVOCI) if their contractual cash flows are SPPI-compliant and they are held within a business model whose objective is achieved by both to collect contractual cash flows and sell the assets. On the balance sheet, they are included as 'Debt securities' under the line 'Financial asset at fair value through other comprehensive income'.

Interest income on these assets is calculated using the effective interest method and is included in the line 'Interest income' under 'Net interest income' in the statement of income. Impairment gains and losses are recognised in profit or loss in the line 'Impairment result from financial instruments' with opposite loss allowance entry in OCI rather than against the asset value. As a result, the measurement impact recognised in profit or loss is the same as for financial assets measured at amortised cost.

The difference between the fair value at which the assets are carried in the balance sheet and the amortised cost component is recognised as accumulated OCI in equity specifically under 'Fair value reserve' in the statement of changes in equity. The change for the period is reported as OCI in the statement of comprehensive income in the line 'Fair value reserve of debt instruments' which also includes the loss allowance OCI entry. When the financial asset is derecognised, the amount previously accumulated in OCI is reclassified to profit or loss and reported under the line 'Other gains/losses from derecognition of financial instruments not measured at fair value through profit or loss'.

Erste Group classifies investments in debt securities as measured at FVOCI, i.e. no loan business is included in this measurement category. Similarly to investments in debt securities measured at amortised cost, they relate to various business objectives such as fulfilling internal/external liquidity risk requirements and efficient placement of the structural liquidity surplus, strategic positions decided by the board of directors, initiation and fostering of client relationships, substitution of loan business or other yield-enhancement activities. The common attribute for investments in debt instruments at FVOCI is that an active yield optimisation via sales is integral to achieving the objectives. The sales are carried out in order to optimise the liquidity position or to realise fair value gains or losses. As a result, the business objectives are achieved through both collecting contractual cash flows and sales of the securities.

For certain investments in equity instruments that are not held for trading, Erste Group makes use of the option to measure them at FVOCI. This election is applied to strategic, significant banking business relationship investments (except for insurance business). The fair value gains or losses for the period are reported as OCI in the line 'Fair value reserve of equity instruments' of the statement of comprehensive income. The cumulative gains or losses are included under 'Fair value reserve' in the statement of changes in equity. The amount recognised in OCI is never reclassified to profit or loss. However, upon derecognition of the investments in equity instruments at FVOCI the amount accumulated in OCI is transferred to retained earnings. Dividends received on these investments are reported under the line 'Dividend income' of the statement of income. On the balance sheet, financial assets measured at fair value through OCI are included as 'Equity instruments' under the line 'Financial asset at fair value through other comprehensive income'.

Equity instruments

The carrying amount of Erste Group's equity instruments at FVOCI as at 31 December 2021 amounts to EUR 132.4 million (2020: EUR 129.8 million), the cumulative fair value change for equity instruments FVOCI before taxes recognized in other comprehensive income amounted to EUR 88.5 million (2020: EUR 85.9 million). During the year 2021, the sales of such instruments amounted to EUR 17.7 million (2020: EUR 85.7 million) and were triggered by strategic business decisions. The cumulative gain (net of tax) that was transferred from accumulated other comprehensive income into retained earnings upon such sales amounted to EUR 14.8 million (2020: EUR 68.2 million).

Debt instruments

Gross carrying amounts and credit loss allowances per impairment buckets

in EUR million	Gross carrying amount				Credit loss allowances				Amortised cost	Accumulated OCI changes	Fair value
	Stage 1	Stage 2	Stage 3	Total	Stage 1	Stage 2	Stage 3	Total			
Dec 21											
Central banks	6	0	0	6	0	0	0	0	6	0	6
General governments	6,493	92	0	6,585	-3	-4	0	-7	6,578	60	6,638
Credit institutions	867	0	0	867	-2	0	0	-2	865	25	890
Other financial corporations	164	92	0	256	0	-2	0	-3	253	7	260
Non-financial corporations	536	405	0	941	-1	-10	0	-11	930	24	955
Total	8,066	589	0	8,655	-7	-16	0	-23	8,632	117	8,749
Dec 20											
Central banks	5	0	0	5	0	0	0	0	5	0	5
General governments	5,757	241	0	5,998	-3	-5	0	-9	5,989	212	6,202
Credit institutions	944	0	0	944	-3	0	0	-3	941	43	985
Other financial corporations	122	83	0	205	0	-4	0	-4	201	10	211
Non-financial corporations	655	301	0	957	-3	-7	0	-9	947	39	987
Total	7,483	626	0	8,109	-9	-16	0	-25	8,084	305	8,389

As defined in IFRS 9, the gross carrying amount of debt instruments at FVOCI equals the amortised cost before deducting any credit loss allowances. The accumulated OCI changes combine the effects of credit loss allowances booked in other comprehensive income and fair value accounting through other comprehensive income, as required by IFRS9 in respect of debt instruments measured at FVOCI

There are no purchased or originated credit-impaired (POCI) debt securities at FVOCI as of 31 December 2021 (31 December 2020).

Movement in credit loss allowances

in EUR million	As of	Additions	Derecognitions	Transfers between stages	Other changes in credit risk (net)	Other	As of
	Jan 21						Dec 21
Stage 1	-9	-2	2	5	-2	0	-7
Stage 2	-16	-1	1	-5	6	0	-16
Stage 3	0	0	0	0	0	0	0
Total	-25	-3	2	-1	3	0	-23
	Jan 20						Dec 20
Stage 1	-6	-2	1	1	-4	1	-9
Stage 2	-8	0	3	-10	-1	0	-16
Stage 3	0	0	0	0	0	0	0
Total	-14	-2	4	-8	-4	1	-25

In column 'Additions' increases of CLA due to the initial recognition of debt securities at FVOCI during the current reporting period are disclosed. Releases of CLA following the derecognition of the related debt securities at FVOCI are reported in column 'Derecognitions'.

In column 'Transfers between stages' CLA net changes due to changes in credit risk that triggered re-assignments of the related FVOCI debt securities from Stage 1 (at 1 January 2021 or initial recognition date) to Stages 2 or 3 at 31 December 2021 or vice-versa are reported. The effects of transfers from Stage 1 to Stages 2 or 3 on the related CLAs are adverse and presented in lines attributable to Stages 2 or 3. The effects of transfers from Stages 2 or 3 to Stage 1 on the related CLAs are favourable and presented in line 'Stage 1'. The P&L-neutral effect from cross-stage transferring of the related CLA amounts recognized prior to stage re-assignments are presented above in column 'Other changes in credit risk (net)'. Any other changes in credit risk which do not trigger a transfer between Stage 1 and Stage 2 or 3 or vice-versa are disclosed in column 'Other changes in credit risk (net)'.

One significant driver of the above presented CLA movements for the year has been the transfer of the related instruments across different stages. The year-end GCAs of FVOCI debt securities that were assigned at 31 December 2021 to a different stage compared to 1 January 2021 (or to the initial recognition date, if purchased during the year) are summarized in the table below:

Transfers between Stage 1 and Stage 2

in EUR million	Dec 20	Dec 21
To Stage 2 from Stage 1	429	149
To Stage 1 from Stage 2	11	157

Financial instruments – other disclosure matters

26. Fair value of financial instruments

The measurement of fair value at Erste Group is based primarily on external sources of data (stock market prices or broker quotes in highly liquid market segments). Financial instruments for which the fair value is determined on the basis of quoted market prices are mainly listed securities and listed derivatives as well as liquid OTC bonds.

Where the fair values of financial assets and financial liabilities recorded on the balance sheet cannot be derived from active markets, they are determined using a variety of valuation techniques that include the use of mathematical models. The inputs to these models are derived from observable market data where possible, but where observable market data is not available judgement is required to establish fair values. Using of unobservable inputs is particularly relevant for models used for valuations of loans and unquoted equity investments. Disclosures on valuation models, the fair value hierarchy and fair values of financial instruments can be found subsequently.

For all financial instruments the fair value is measured on recurring basis.

Financial instruments carried at fair value

Description of valuation models and parameters

Erste Group uses valuation models that have been tested internally and for which the valuation parameters (such as interest rates, exchange rates, volatilities and credit spreads) have been determined independently. Financial instruments which have been converted to the new alternative reference rates (see Note 57 Interest Rate Benchmark Reform), the new interest rates are considered for the calculation of fair values.

Loans. Not SPPI (solely payments of principal and interest) compliant loans are to be valued at fair value. The methodology to compute fair value of these loans corresponds to the basic present value technique. The credit risk is recognized by adjusting contractual cash flows to come to expected cash flows accounting for customer's probability of default and loss given default. These adjusted cash flows are then discounted by a yield curve which consists of a risk free rate and a funding spread for senior unsecured issues. For a limited number of profit-participating loans, the expected cash flows are discounted using a risk-adjusted discount rate. This risk-adjusted rate is determined applying the Capital Assets Pricing Model (CAPM) on the basis of comparable listed entities.

Debt securities. For plain vanilla (fixed and floating rate) debt securities the fair value is calculated by discounting the future cash flows using a discounting curve depending on the interest rate for the respective issuance currency and a spread adjustment. The spread adjustment is usually derived from the credit spread curve of the issuer. If no issuer curve is available the spread is derived from a proxy instrument and adjusted for differences in the risk profile of the instruments. If no close proxy is available, the spread adjustment is estimated using other information, including estimation of the credit spread based on internal ratings and PDs or management judgment. For more complex debt securities (e.g. including option-like features such as callable, cap/floor, index-linked) the fair value is determined using combinations of discounted cash flow models and more sophisticated modeling techniques including methods described for OTC-derivatives.

Equity instruments. Non-trading equity instruments which have quoted market prices in an active market are valued by using the quoted market price. For other investments in non-trading equity instruments the fair value is determined by standard valuation models using also unobservable input parameters. These models include the adjusted net asset value method, the simplified income approach, the dividend discount model and the comparable company multiple method.

The adjusted net asset method requires an investor to measure the fair value of the individual assets and liabilities recognized in an investee's statement of financial position as well as the fair value of any unrecognized assets and liabilities at the measurement date. The resulting fair values of the recognized and unrecognized assets and liabilities should therefore represent the fair value of the investee's equity.

The dividend discount model assumes that the price of equity instruments issued by an entity equals the present value of all its expected future dividends in perpetuity. Similar to the dividend discount model, the simplified income approach estimates the fair value based on the future income. However, it can be used also when only one year planned income is available. The simplified income approach and the dividend discount model discount future income and dividends using the cost of equity. The cost of equity is dependent on the risk-free rate, the market risk premium, the levered beta and the country risk premium. The levered beta is derived from the industry classification which is published and maintained by Damodaran.

In rare cases, techniques for non-trading equity instruments may also include comparable company multiple methods. These are valuation techniques that use prices and other relevant information generated by market transactions involving comparable company peers of an investee to derive a valuation multiple from which the indicated fair value of the investee's equity or enterprise value can be inferred.

Liabilities. The fair value of financial liabilities designated at fair value through profit or loss under the fair value option is determined based on quoted prices in active markets, if available. For issued securities where the fair value cannot be retrieved from quoted market prices, the fair value is calculated by discounting the future cash flows. Significant input factors for the spread adjustment of Erste Group's own credit risk for the respective seniority class are credit spreads derived from liquid benchmark bonds and additional indications from external investments banks, which are provided on a regular basis. The applied spreads are validated on a regular basis from an independent Risk Management unit. In case of issued securities with structured features, optionality is taken into account as well when calculating the fair value

OTC-derivative financial instruments. Derivative instruments traded in liquid markets (e.g. interest rate swaps and options, foreign exchange forward and options, options on listed securities and indices, credit default swaps and commodity swaps) are valued by using standard valuation models. These models include discounting cash flow models, option models of the Black-Scholes and Hull-White type as well as hazard rate models. Models are calibrated on quoted market data (including implied volatilities). Valuation models for more complex instruments also use Monte-Carlo simulation. For instruments in less liquid markets, data obtained from less frequent transactions or extrapolation techniques are used. For determining the fair value of derivatives collateralised in EURO a discounting interest rate reflecting the interest rate of the corresponding cash collateral is used. As a result of the IBOR reform it has been decided that the so far used EONIA (Euro Over Night Index Average) will be replaced by €STR (Euro Short-Term Rate). In Erste Group the fair value for all derivatives where the respective collaterals €STER is used as interest rate, €STR is used as discount rate.

Erste Group values derivatives at mid-market levels. To reflect the potential bid-ask-spread of the relevant positions an adjustment based on market liquidity is performed. The adjustment parameters depend on product type, currency, maturity and notional size. Parameters are reviewed on a regular basis or in case of significant market moves. Netting is not applied when determining the bid-ask-spread adjustments.

Credit value adjustments (CVA) for counterparty risk and debit value adjustments (DVA) for own default credit risk are applied to OTC derivatives. For the CVA the adjustment is driven by the expected positive exposure of all derivatives and the credit quality of the counterparty. DVA is driven by the expected negative exposure and Erste Group's credit quality. Erste Group has implemented an approach, where the modeling of the expected exposure is based on option replication strategies. For products where an option replication is not feasible the exposure is computed with Monte-Carlo simulation techniques. One of the two modeling approaches is considered for the most relevant portfolios and products. The methodology for the remaining entities and products is determined by market value plus add-on considerations. The probability of default by counterparties that are not traded in an active market is determined from internal PDs mapped to a basket of liquid titles present in the central European market. Market based valuation concepts are incorporated for this. Counterparties with liquid bond or CDS markets are valued by the respective single-name market based PD derived from the prices. Erste Group's probability of default has been derived from the buy-back levels of Erste Group's issuances. Netting has only been considered for a few counterparties where the impact was material. In these cases, netting has been applied for both CVA and DVA. For counterparties with CSA-agreements in place no CVA was taken into account for all cases with immaterial threshold amounts.

According to the described methodology the accumulated CVA-adjustments amounted to EUR 14.5 million (2020: EUR 17.6 million) and the total DVA-adjustment amounted to EUR 4.4 million (2020: EUR 3.1 million).

Based on an analysis carried out by Erste Group it was decided that for the valuation of OTC derivatives no Funding Value Adjustment (FVA) would be considered.

Validation and control

The responsibility for valuation of financial instruments measured at fair value is independent of the trading units. In addition, Erste Group has implemented an independent validation function in order to ensure separation between units responsible for model development, fair value measurement and validation. The aim of independent model validation is to evaluate model risks arising from the models' theoretical foundation, the appropriateness of input data (market data) and model calibration.

Fair value hierarchy

Financial assets and financial liabilities measured at fair value are categorized under the three levels of the IFRS fair value hierarchy.

Level 1 of the fair value hierarchy

The fair value of financial instruments assigned to Level 1 of the fair value hierarchy is determined based on quoted prices in active markets for identical financial assets and liabilities. The evaluated fair value can qualify as Level 1 if transactions occur with sufficient frequency, volume and pricing consistency on an ongoing basis.

Level 1 measurements include exchange traded derivatives (options), shares, government bonds as well as other bonds and funds, which are traded in highly liquid and active markets.

Level 2 of the fair value hierarchy

In case a market quote is used for valuation but due to restricted liquidity the market does not qualify as active (derived from available market liquidity indicators) the instrument is classified as Level 2. If no market prices are available the fair value is measured by using

valuation models which are based on observable market data. If all the significant inputs in the valuation model are observable the instrument is classified as Level 2 of the fair value hierarchy. For Level 2 valuations typically yield curves, credit spreads and implied volatilities are used as observable market parameters.

Level 2 measurements include OTC derivatives, less liquid shares, bonds and funds as well as asset backed securities (ABS), collateralized debt obligations (CDO), own issues and deposits.

Level 3 of the fair value hierarchy

In some cases, the fair value can be determined neither on the basis of sufficiently frequent quoted market prices nor on the basis of valuation models that rely entirely on observable market data. In these cases individual valuation parameters which are not observable in the market are estimated on the basis of reasonable assumptions. If any unobservable input in the valuation model is significant or the price quote used is updated infrequently the instrument is classified as Level 3 of the fair value hierarchy. Typically credit spreads derived from internally calculated historical probability of default (PD) and loss given default (LGD) measures are used as unobservable parameters. Furthermore, internally calculated cost of equity and adjustments made on the equity (in the adjusted net asset value method) are unobservable parameters for the valuation of non-trading equity instruments.

The volume of Level 3 financial assets can be allocated to the following categories:

- _ Derivatives where the credit value adjustment (CVA) has a material impact and is calculated based on unobservable parameters (i.e. internal estimates of PDs and LGDs).
- _ Illiquid bonds, shares, participations and funds not quoted in an active market where either valuation models with non-observable parameters have been used (e.g. credit spreads) or broker quotes have been used that cannot be allocated to Level 1 or Level 2.
- _ Loans which do not comply with the contractual cash flow criteria.
- _ Fund units issued by investment funds fully consolidated by Erste Group as well as own issues, if price updates are not provided on a regular basis
- _ Collateralized mortgage obligation (CMO)

The allocation of the appropriate level of positions is determined at the end of the reporting period.

A reclassification from Level 1 into Level 2 or Level 3 as well as vice versa will be performed if the financial instrument does no longer meet the criteria described above for the respective level.

Classification of financial instruments carried at fair value by levels of the fair value hierarchy

in EUR million	Dec 20				Dec 21			
	Level 1	Level 2	Level 3	Total	Level 1	Level 2	Level 3	Total
Assets								
Financial assets HFT	2.390	3.881	85	6.356	1.984	4.443	46	6.473
Derivatives	4	2.875	75	2.954	5	2.231	27	2.263
Other financial assets held for trading	2.385	1.007	10	3.402	1.979	2.212	18	4.210
Non-trading financial assets at FVPL	1.805	232	1.046	3.083	1.670	281	1.173	3.124
Equity instruments	59	7	282	347	40	9	283	332
Debt securities	1.747	225	77	2.048	1.630	272	72	1.975
Loans and advances	0	0	687	687	0	0	818	818
Financial assets at FVOCI	7.347	795	376	8.519	7.604	807	470	8.881
Equity instruments	1	0	129	130	1	0	131	132
Debt securities	7.346	795	248	8.389	7.603	807	339	8.749
Hedge accounting derivatives	0	205	0	205	0	79	0	79
Total assets	11.542	5.113	1.508	18.163	11.258	5.610	1.689	18.557
Liabilities								
Financial liabilities HFT	500	2.123	2	2.625	774	1.690	9	2.474
Derivatives	3	2.032	2	2.037	5	1.609	9	1.624
Other financial liabilities held for trading	496	91	0	588	769	81	0	850
Financial liabilities at FVPL	347	11.408	336	12.091	325	9.894	245	10.464
Deposits from customers	0	254	0	254	0	495	0	495
Debt securities issued	347	11.154	155	11.657	325	9.399	54	9.778
Other financial liabilities	0	0	180	180	0	0	191	191
Hedge accounting derivatives	0	189	0	189	0	307	2	309
Total liabilities	846	13.720	338	14.905	1.100	11.891	256	13.247

Derivatives transacted via Clearing Houses are presented after netting in compliance with their balance sheet treatment. The netted derivatives are allocated to Level 2.

Valuation process for financial instruments categorised as Level 3

The valuation of financial instruments categorized as Level 3 involves one or more significant inputs that are not directly observable on the market. Additional price verification steps need to be done. These may include reviewing relevant historical data and benchmarking for

similar transactions, among others. This involves estimation and expert judgment. Further details regarding input parameters used and the results of the sensitivity analysis are disclosed in the sub-chapter Unobservable inputs and sensitivity analysis for Level 3 measurements below.

Changes in volumes of Level 1 and Level 2

Relassification between Level 1 and Level 2 based on balance sheet positions and instruments

in EUR million	Dec 20		Dec 21	
	Level 1 to Level 2	Level 2 to Level 1	Level 1 to Level 2	Level 2 to Level 1
Financial assets HfT	15	23	131	15
Bonds	15	23	131	15
Funds	0	0	0	0
Non-trading financial assets at FVPL	16	3	22	2
Bonds	14	3	21	2
Funds	2	0	1	0
Financial assets at FVOCI	72	82	105	91
Bonds	72	82	105	91
Total	103	108	258	108

Transfers into and out of Level 1 and Level 2 are caused by changes in market activities and consequently due to the quality and observability of valuation parameters.

Movements in Level 3

Development of fair value of financial instruments in Level 3

in EUR million		Gains/ losses profit or loss	Gains/ losses OCI	Purch- ases	Sales	Settle- ments	Addition to Group	Disposal out of Group	Transfer into Level 3	Transfer out of Level 3	Currency trans- lation	
	Jan 21											Dec 21
Assets												
Financial assets HFT	85	-14	0	17	-1	0	0	0	1	-42	0	46
Derivatives	75	-14	0	0	0	0	0	0	0	-34	0	27
Other financial assets held for trading	10	0	0	17	-1	0	0	0	1	-8	0	18
Non-trading financial assets at FVPL	1.046	-33	0	408	-181	-52	0	0	6	-13	-8	1.173
Equity instruments	282	-8	0	25	-13	0	0	0	2	-6	2	283
Debt securities	77	9	0	3	-15	-3	0	0	4	-5	2	72
Loans and advances	687	-33	0	380	-153	-49	0	0	0	-2	-12	818
Financial assets at FVOCI	376	-2	20	50	-20	-24	0	0	136	-70	5	470
Equity instruments	129	0	20	0	-18	0	0	0	0	0	0	131
Debt securities	248	-2	0	50	-3	-24	0	0	135	-70	5	339
Hedge accounting derivatives	0	0	0	0	0	0	0	0	0	0	0	0
Total assets	1.508	-49	20	475	-202	-77	0	0	143	-126	-3	1.689
Liabilities												
Financial liabilities HFT	2	7	0	0	0	0	0	0	0	0	0	9
Derivatives	2	7	0	0	0	0	0	0	0	0	0	9
Financial liabilities at FVPL	336	3	1	67	-55	-6	0	0	11	-113	0	245
Debt securities issued	155	0	1	0	0	-1	0	0	11	-113	0	54
Other financial liabilities	180	3	0	67	-55	-5	0	0	0	0	0	191
Hedge accounting derivatives	0	2	0	0	0	0	0	0	0	0	0	2
Total liabilities	338	12	1	67	-55	-6	0	0	11	-113	0	256
Jan 20												
Assets												
Financial assets HFT	93	10	0	1	-5	0	0	0	6	-20	-1	85
Derivatives	79	11	0	0	-1	0	0	0	6	-20	-1	75
Other financial assets held for trading	14	-1	0	1	-4	0	0	0	0	0	0	10
Non-trading financial assets at FVPL	922	5	0	371	-122	-70	0	0	2	-15	-47	1.046
Equity instruments	330	2	0	19	-62	0	0	0	1	-5	-1	282
Debt securities	109	11	0	6	-14	-24	0	0	1	-9	-2	77
Loans and advances	483	-8	0	346	-46	-46	0	0	0	0	-43	687
Financial assets at FVOCI	457	3	7	91	-105	-62	0	0	11	-22	-3	376
Equity instruments	209	0	7	0	-86	-1	0	0	0	0	0	129
Debt securities	247	3	0	91	-20	-61	0	0	11	-21	-2	248
Hedge accounting derivatives	1	-1	0	0	0	0	0	0	0	0	0	0
Total assets	1.473	18	7	464	-233	-132	0	0	19	-56	-50	1.508
Liabilities												
Financial liabilities HFT	5	2	0	0	-4	0	0	0	0	-1	0	2
Derivatives	5	2	0	0	-4	0	0	0	0	-1	0	2
Financial liabilities at FVPL	308	8	-2	73	-78	-41	0	0	140	-72	0	336
Debt securities issued	89	3	-2	0	0	-2	0	0	140	-72	0	155
Other financial liabilities	219	5	0	72	-78	-38	0	0	0	0	0	180
Hedge accounting derivatives	0	0	0	0	0	0	0	0	0	0	0	0
Total liabilities	313	10	-2	73	-82	-41	0	0	140	-72	0	338

Transfers into and out of Level 3 mainly result from changes in valuation models with observable or non-observable parameters

Gains/losses in profit or loss on Level 3 instruments held at the end of the reporting period

in EUR million	1-12 20	1-12 21
Assets		
Financial assets HFT	15,0	-13,7
Derivatives	16,0	-13,3
Other financial assets held for trading	-1,0	-0,4
Non-trading financial assets at FVPL	0,3	-31,6
Equity instruments	-1,2	-9,3
Debt securities	9,1	11,2
Loans and advances	-7,6	-33,5
Financial assets at FVOCI	0,4	-2,8
Debt securities	0,4	-2,8
Hedge accounting derivatives	-0,7	0,0
Total	15,0	-48,0
Liabilities		
Financial liabilities HFT	2,4	-6,8
Derivatives	2,4	-6,8
Other financial liabilities held for trading	0,0	0,0
Financial liabilities at FVPL	-8,0	-2,2
Deposits	0,0	0,0
Debt securities issued	-1,0	1,4
Other financial liabilities	-7,0	-3,5
Hedge accounting derivatives	0,0	-2,3
Total	-5,6	-11,2

Unobservable inputs and sensitivity analysis for Level 3 measurements

In case the fair value measurement of a financial asset is retrieved from input parameters which are not observable in the market, those parameters can be retrieved from a range of alternative parameters. For the preparation of the balance sheet the parameters were chosen to reflect the market situation at the reporting date.

Range of unobservable valuation parameters used in Level 3 measurement

Financial assets	Type of instrument	Fair value in EUR million	Valuation technique	Significant unobservable inputs	Range of unobservable inputs (weighted average)
Dec 21					
Positive fair value of derivatives	Forwards, swaps, options	59.6	Discounted cash flow and option models with CVA adjustment based on potential future exposure	PD	1.17%-100% (5.34%)
				LGD	60%
Financial assets at FVPL	Fixed and variable coupon bonds	16.6	Discounted cash flow	Credit Spread	0.45%-2.93% (0.51%)
	Loans	817.8	Discounted cash flow	PD LGD	0.09%-7.27% (3.10%) 0%-46.22% (13.62%)
Financial assets at FVOCI	Fixed and variable coupon bonds	443.7	Discounted cash flow	Credit Spread	0.01%-6.52% (0.90%)
Financial assets at FVOCI / at FVPL	Non-trading equity instruments (participations)	249.3	Dividend Discount Model; Simplified Income Approach	Beta relevered	Industries: Insurance (General) 1.04-1.10 Recreation 0.96 Real Estate (General/Diversified) 0.78 Real Estate (Operations & Services) 0.63 Financial Svcs. (Non-bank & Insurance) 0.91-1.06 Banks (Regional) 0.57 Health Resort & Gesundheitszentrum GmbH 0.66
				Country risk premium	Croatia 2.21%, Austria 0.33%-0.35% Czech Republic 0.53% Romania 1.95%, Russia 1.82%, Slovakia 0.75%, Hungary 1.95%, North Macedonia 2.97% Resulting cost of equity based on above inputs: 5.48%-13.03%
		147.9	Adjusted Net Asset Value	Adjusted Equity	Depending on accounting equity of investment.
		33.0	Market comparable companies	EV / SALES EV / EBITDA EV / EBIT P/E P/E (implicit) P/B	Depending on industry classification according to Damodaran.
Dec 20					
Positive fair value of derivatives	Forwards, swaps, options	75.5	Discounted cash flow and option models with CVA adjustment based on potential future exposure	PD	0.60%-100% (4.12%)
				LGD	60%
Financial assets at FVPL	Fixed and variable coupon bonds	6.1	Discounted cash flow	Credit Spread	0.81%-6.10% (4.51%)
	Loans	687.0	Discounted cash flow	PD LGD	1,16%-6,10% (2,38%) 0%-68,22% (27,94%)
Financial assets at FVOCI	Fixed and variable coupon bonds	132.3	Discounted cash flow	Credit Spread	0.86%-6.52% (2.18%)
Financial assets at FVOCI / at FVPL	Non-trading equity instruments (participations)	236.0	Dividend Discount Model; Simplified Income Approach	Beta relevered	Industries: Insurance (General) 0.90-0.95 Recreation 0.96 Real Estate (General/Diversified) 0.78 Real Estate (Operations & Services) 0.49 Financial Svcs. (Non-bank & Insurance) 0.91-1.10 Banks (Regional) 0.51 Health Resort & Gesundheitszentrum GmbH 0.74
				Country risk premium	Croatia 4.45%, Austria 0.36%-0.50% Czech Republic 0.90% Romania 3.26%, Russia 2.58%, Slovakia 1.26%, Hungary 3.26% Resulting cost of equity based on above inputs: 4.19%-12.83%
		183.6	Adjusted Net Asset Value	Adjusted Equity	Depending on accounting equity of investment.
		33.0	Market comparable companies	EV / SALES EV / EBITDA EV / EBIT P/E P/E (implicit) P/B	Depending on industry classification according to Damodaran.

In addition to the information above, equity instruments with a fair value in amount of EUR 23.3 million (2020: EUR 21.6 million) are assessed on the basis of expert opinions.

Furthermore, for equity instruments other than participations classified as Level 3, the amount of EUR 39.5 million (2020: EUR 49.9 million) is presented in the statement of financial position using the criteria of availability and quality of broker quotes.

Sensitivity analysis using reasonably possible alternatives per product type

in EUR million	Dec 20		Dec 21	
	Fair value changes		Fair value changes	
	Positive	Negative	Positive	Negative
Derivatives	2,4	-2,3	3,1	-5,3
Income statement	2,4	-2,3	3,1	-5,3
Debt securities	11,7	-15,6	21,6	-28,8
Income statement	2,1	-2,8	3,3	-4,4
Other comprehensive income	9,6	-12,8	18,3	-24,4
Equity instruments	113,0	-73,4	106,6	-70,4
Income statement	73,1	-49,9	58,0	-43,8
Other comprehensive income	39,9	-23,5	48,6	-26,6
Loans and advances	16,7	-35,4	17,9	-45,7
Income statement	16,7	-35,4	17,9	-45,7
Total	143,8	-126,7	149,2	-150,2
Income statement	94,3	-90,4	82,3	-99,2
Other comprehensive income	49,5	-36,3	66,9	-51,0

In estimating these impacts, mainly changes in credit spreads (for bonds), PDs, LGDs (for CVA of derivatives) and market values of comparable equities were considered. An increase (decrease) of spreads, PDs and LGDs result in a decrease (increase) of the corresponding fair values. Positive correlation effects between PDs and LGDs were not taken into account in the sensitivity analysis. For non-trading equity instruments increases (decreases) in any of the inputs used for the cost of equity calculation in isolation would result in a lower (higher) fair value.

The following ranges of reasonably possible alternatives of the unobservable inputs were considered in the sensitivity analysis table:

- _ for debt securities range of credit spreads between +100 basis points and -75 basis points
- _ for equity related instruments the price range between -10% and +5%
- _ for unquoted equity instruments measured by the adjusted net asset value the price range between -10% and +10%
- _ for unquoted equity instruments measured by dividend discount model/simplified income approach the cost of equity range between -2% and +2%
- _ for CVA on derivatives PDs rating upgrade/downgrade by one notch, as well as the change of LGD by -5% and +10%
- _ for loans, the PDs rating upgrade/downgrade by 1%, the change of LGD by -5% and +10% and a range of credit spreads between +100 basis points and 75 basis points.

Financial instruments not carried at fair value with fair value disclosed in the notes

in EUR million	Carrying amount	Fair Value	Level 1	Level 2	Level 3
Dec 21					
Assets					
Cash and cash balances	45.495	45.495	0	0	0
Financial assets at AC	229.641	231.575	30.887	3.922	196.766
Loans and advances to banks	20.991	21.193	0	0	21.193
Loans and advances to customers	173.099	175.356	0	0	175.356
Debt securities	35.551	35.026	30.887	3.922	217
Finance lease receivables	4.209	4.214	0	0	4.214
Assets held for sale	0	0	0	0	0
Trade and other receivables	2.152	2.158	0	0	2.158
Liabilities					
Financial liabilities at AC	265.415	265.141	10.447	11.262	243.432
Deposits from banks	31.886	31.807	0	0	31.807
Deposits from customers	210.029	209.704	0	0	209.704
Debt securities issued	22.352	22.481	10.447	11.262	772
Other financial liabilities	1.149	1.149	0	0	1.149
Financial guarantees and commitments					
Financial guarantees	n/a	4			4
Irrevocable commitments	n/a	998			998
Dec 20					
Assets					
Cash and cash balances	35.839	35.839	0	0	0
Financial assets at AC	210.940	218.023	27.326	3.768	186.929
Loans and advances to banks	21.466	21.502	0	0	21.502
Loans and advances to customers	159.895	165.257	0	0	165.257
Debt securities	29.579	31.264	27.326	3.768	170
Finance lease receivables	4.127	4.124	0	0	4.124
Assets held for sale	4	4	0	0	4
Trade and other receivables	1.341	1.338	0	0	1.338
Liabilities					
Financial liabilities at AC	235.125	235.688	10.255	8.707	216.725
Deposits from banks	24.771	24.763	0	0	24.763
Deposits from customers	190.816	191.098	0	0	191.098
Debt securities issued	19.020	19.309	10.255	8.707	346
Other financial liabilities	518	518	0	0	518
Financial guarantees and commitments					
Financial guarantees	n/a	5			5
Irrevocable commitments	n/a	895			895

In the table above, positive fair values of financial guarantees and commitments are shown with a positive sign whereas negative fair values are shown with a negative sign.

The fair value of loans and advances to customers and credit institutions has been calculated by discounting future cash flows while taking into consideration interest and credit spread effects. The interest rate impact is based on the movements of market rates, while credit spread changes are derived from PDs and LGDs used for internal risk calculations. For the calculation of fair value loans and advances were grouped into homogeneous portfolios based on rating method, rating grade, maturity and the country where they were granted. The fair values of debt securities at amortised cost are either taken directly from the market or they are determined by directly observable input parameters (i.e. yield curves).

The fair value of deposits and other liabilities, measured at amortised cost, is estimated by taking into account the current interest rate environment, as well as the own credit spreads. These positions are assigned to the Level 3 category. For liabilities without contractual maturities (e.g. demand deposits), the carrying amount represents the minimum of their fair value.

The fair value of issued securities and subordinated liabilities measured at amortized cost is determined based on quoted prices in active markets, if available. For issued securities where the fair value cannot be retrieved from quoted market prices, the fair value is calculated by discounting the future cash flows. Significant input factors for the spread adjustment of Erste Group's own credit risk for the respective seniority class are credit spreads derived from liquid benchmark bonds and additional indications from external investments banks, which are provided on a regular basis. The applied spreads are validated on a regular basis from an independent Risk Management unit. Moreover optionality is taken into account when calculating the fair value.

For off-balance sheet liabilities (i.e. financial guarantees and unused loan commitments) the following fair value approaches are applied:

the fair value of unused loan commitments is estimated using regulatory credit conversion factors. The resulting loan equivalents are treated like other on-balance sheet assets. The difference between the calculated total fair value and the notional amount of the hypothetical loan equivalents represents the fair value of the unused loan commitments. In case of the total fair value being higher than the notional amount of the hypothetical loan equivalents the unused loan commitments have a positive fair value. The fair value of financial guarantees is estimated in analogy to credit default swaps. The fair value of the guarantee is the sum of the present value of the protection leg and the present value of the premium leg. The value of the protection leg is estimated using the PDs and LGDs of the respective customers, whereas the value of the premium leg is estimated by the present value of the future fee payments to be received. If the protection leg is higher than the premium leg, financial guarantees have a negative fair value.

27. Hedge accounting

Erste Group makes use of derivative instruments to hedge exposures to interest rate risk and foreign currency risk. In order for the derivatives and the exposures to qualify for hedge accounting, at inception of a hedge relationship, the bank formally documents the relationship between the hedged item and the hedging instrument, including the nature of the risk, the objective and strategy for undertaking the hedge and the method that will be used to assess the effectiveness of the hedging relationship. A hedge is considered to be highly effective if the changes in fair value or cash flows attributable to the hedged risk offset the fair value changes of the hedging instrument in a range of 80% to 125%. This is assessed both prospectively, i.e. whether the results are expected to be in the range, and retrospectively, i.e. whether the actual results are in the range. Hedge effectiveness is assessed at inception and throughout the term of each hedging relationship. Exact conditions for particular types of hedges and for testing the hedge effectiveness by Erste Group are specified internally in the hedge accounting guidance. As permitted by the transitional provisions of IFRS 9, Erste Group has elected to continue to apply the hedge accounting requirements of IAS 39.

On the balance sheet, derivatives designated as hedging instruments are carried at fair value (dirty price). They are presented in the line item 'Hedge accounting derivatives' on the asset or liability side depending on whether their fair value is positive or negative.

i. Fair value hedges

For qualifying and designated fair value hedges, the change in the fair value (clean price) of a hedging instrument is recognised in the statement of income under the line item 'Net trading result'. Interest income and expenses on hedging derivatives are reported in the line item 'Other similar income' or 'Other similar expenses' under 'Net interest income'. The change in the fair value of the hedged item attributable to the hedged risk is also recognised in the statement of income under the line item 'Net trading result' and adjusts the carrying amount of the hedged item.

Erste Group also applies portfolio fair value hedges of interest rate risk as regulated by IAS 39.AG114-AG132. For this purpose, Erste Group makes use of the relaxation provided by the EU-carve out for so called 'bottom layer' hedges. More details are discussed in part 'Hedges of interest rate risk' below. The change in the fair value of the hedged items attributable to the hedged interest risk in portfolio fair value hedges is presented on the balance sheet under the line item 'Fair value changes of hedged items in portfolio hedge of interest rate risk'.

If the hedging instrument expires, is sold, is terminated or is exercised, or when the hedge no longer meets the criteria for hedge accounting, the hedge relationship is terminated. In this case, the fair value adjustment of the hedged item is amortised until maturity of the financial instrument. In the statement of income the amortisation is presented under 'Net interest income' in the line item 'Interest income' if the hedged item was a financial asset or in the line item 'Interest expenses' if the hedged item was a financial liability. For portfolio fair value hedges of interest rate risk the fair value adjustment related to the terminated hedge is amortised to the statement of income on a straight-line basis in the line item 'Other similar income' under 'Net interest income'.

ii. Cash flow hedges

For designated and qualifying cash flow hedges, the effective portion of the gain or loss on the hedging instrument is recognised as OCI in the line 'Cash flow hedge reserve' of the statement of comprehensive income. The accumulated other comprehensive income is presented under 'Cash flow hedge reserve' in the statement of changes in equity. The ineffective portion of the gain or loss on the hedging instrument is recognised in the statement of income under the line item 'Net trading result'. For determination of the effective and ineffective portions, the derivative is considered at its clean price, i.e. excluding the interest component. When the hedged cash flow affects the statement of income, the gain or loss on the hedging instrument is reclassified from other comprehensive income on the corresponding income or expense line item in the statement of income (mainly 'Other similar income' or 'Other similar expenses' under 'Net interest income'). As far as accounting for hedged items in cash flow hedges is concerned, there is no change compared to the situation when no hedging is applied.

When a hedging instrument expires, is sold, is terminated, is exercised, or when a hedge no longer meets the criteria for hedge accounting, the hedge relationship is terminated. In this case, the cumulative gain or loss on the hedging instrument that has been recognised in other comprehensive income remains in 'Cash flow hedge reserve' until the transaction occurs.

Hedges of interest rate risk

As an inherent part of its business Erste Group is exposed to interest rate risk arising from the interest characteristics and behavior of assets, liabilities and off balance sheet items. This relates to the existing balance sheet items as well as to expected development of the balance sheet and banking activities. Interest rate risk can generally be defined as a potential deterioration of a bank's financial condition in reaction to adverse movements in market interest rates.

Hedge accounting activities relate to interest risk bearing exposures in the banking book. The interest rate risk of the banking book is managed by Group Asset Liability Management (ALM). Interest rate risk management actions of ALM are approved as part of the ALM strategy by Group Asset Liability Committee (ALCO). For hedging relationships qualifying for hedge accounting hedge effectiveness is measured by risk management unit which is independent from ALM as the risk taker.

The objective of the interest rate risk management in the banking book is to optimise the risk and return of interest rate risk exposures. For this purpose and for compliance with external and internal regulations and limitations Erste Group manages the interest rate risk from the earnings and economic value perspectives. The focal point of the interest rate risk analysis from the earnings perspective is the variation in earnings, i.e. the net interest income. The changes in interest rates have an impact on the bank's earnings via its distinct impact on interest income and interest expenses accrued on assets and liabilities respectively. The economic value perspective views the interest rate risk as changes in the economic value of equity. It can be identified as the present value of cash-flows arising from asset, liability and off-balance-sheet items. Change in interest rates alters both the size of future cash-flows and the value of discount rates applied in the calculation.

Existing balance sheet items and contributions of planned or forecast transactions are analysed through the earnings and economic value based metrics. Erste Group keeps the risk within predefined limits. When actively managing interest rate risk ALM gives preference to entering into bonds and derivatives. In general, the policy of Erste Group is to swap all substantial fixed or structured issued bonds to floating items. In addition of managing the interest rate risk using derivative transactions and investments in bonds, also the intended non-hedging of benchmark issues with derivatives is used for managing the interest rate risk.

Interest rate swaps are the most common derivatives used to manage interest rate. If fixed rate repricing profiles of assets or liabilities do not fit to the interest rate risk management strategy they are swapped into variable rate items (usually 3-month money market rate such as Euribor). In other cases, variable rate repricing profiles of assets or liabilities may need to be swapped into fixed rate items.

Erste Group employs hedge accounting to address accounting mismatches resulting from different measurement requirements for derivatives which are measured at fair value through profit or loss and financial assets and liabilities in the banking book measured at amortised cost or at fair value through other comprehensive income. Some of the accounting mismatches are addressed by designating financial assets or financial liabilities as measured at FVPL (fair value option) without the need to use hedge accounting.

Fair value hedges address the risk management activities of swapping fixed rate assets or liabilities into variable rate. On the other hand, cash flow hedges are used when floating rates assets or liabilities are swapped into fixed ones (please refer also to the discussion of proxy hedges below).

For hedges of interest rate risk of portfolios of prepayable fixed rate loans Erste Group applies requirements for portfolio fair value hedges of interest rate risk as regulated by IAS 39.AG114-AG132. For this purpose, Erste Group makes use of the relaxation provided by the EU-carve out and hedges the interest rate risk in respect of so called 'bottom layer' amount. The bottom layer amount is expected not to be affected by prepayments of loans (including a margin of conservatism). Thus, it represents a stable fixed interest rate exposure which is hedged by using interest rate swaps. With this approach, any prepayments, other derecognitions and impairments are attributed to the unhedged buffer amount above the designated bottom layer. Thus, they do not affect the hedge effectiveness unless their amount hits the designated hedged bottom layer level.

Fair value hedges are designated in respect of the interest rate risk component of the fair value changes of the hedged fixed rate items. The hedged interest rate risk portion in fair value hedges relates to the observed interest rate (swap yield curve) component. I.e. the fair value volatility resulting from changes in the spread of the hedged fixed rate instrument over the swap yield curve is excluded from hedge accounting and is not accounted for.

Similarly, in cash flow hedges the hedged risk is designated in respect of the variable cash flows portion equal to the interest index of the swap (such as Euribor, Libor). The credit spreads over the swap index are excluded from hedge accounting.

The hedging interest derivatives are economically related to the hedged interest rate risk component of the hedged item. The non-interest components (such as credit spreads) of the hedged items are outside the hedging relationship. As a result, comparable valuation inputs are applied on both sides of the hedging relationship. Thus offsetting effects are recognised to the extent the economic relationship exists without giving rise to artificial volatility in profit or loss. The hedged interest risk component is the most significant factor affecting fair value changes of the hedged item.

The designated hedging relationships normally correspond to the economic hedges set up by ALM when managing the interest rate risk. However, in some cases, the hedging derivatives may not be directly related to specific assets or liabilities but they manage the overall interest risk position. Also, the derivatives may relate to instruments which do not qualify as hedged items under the IFRS hedge accounting requirements. In order to account for risk mitigating effects of such derivatives Erste Group searches for suitable hedged items providing the best fit to the terms of the derivative and designates an effective hedging relationship (so called proxy hedges). Typically cash flow hedges of variable rate assets are designated on such a basis whereby the actual economically hedged risk may result from modelled fixed rate profile of demand deposit liabilities.

Notional amounts of hedged items

in EUR million	Type of hedged items	Notional amount	
		Dec 20	Dec 21
Fair value hedges			
Assets	Portfolios of client loans	234	240
Assets	Single loans	356	303
Assets	Bonds at FVOCI	432	983
Assets	Bonds at AC	925	1,064
Liabilities	Issued bonds	11,679	12,931
Liabilities	Other liabilities/repos	0	50
Cash flow hedges			
Assets	Interbank loans/repos	1,527	1,337
Assets	Client loans	1,125	1,721
Assets	Corporate/government bonds	53	0

Portfolio hedges of defined bottom layer amounts (bottom layer hedges) are disclosed in the table with the nominal hedged bottom layer amounts. Client loans hedged in portfolio hedges are disclosed in balance sheet line item 'Financial assets measured at amortised cost', with a carrying amount of EUR 527.3 million (2020: EUR 388.0 million).

The hedge ratio is chosen in compliance with the rules defined in IAS 39. The volume of the hedging instrument which is designated for the hedge relation can never be greater than the volume of the hedged item. If the notional of a hedging derivative is greater than the notional of the hedged item the respective proportion of the derivative is designated as hedging instrument. Further, the tenor of the hedging instrument is never longer than the tenor of the hedged item.

Sources of hedge ineffectiveness can result from:

- _ designation of hedging instruments and hedged items during their life rather than from their inception
- _ different discounting curves applied for hedged item and hedging instrument
- _ different interest tenors of hedging swaps and hedged variable rate items in cash flow hedges
- _ volatility of present value of floating leg of hedging swaps in fair value hedges
- _ different trade dates for the hedging instrument and the hedged item
- _ real prepayments of a loan portfolio deviating from expected prepayments
- _ credit risk adjustments (CVA, DVA) on the hedging derivatives

Hedges of foreign exchange risk

The objective of foreign exchange risk management in the banking book is to avoid unfavorable market movements of foreign exchange rates which could impact profit or loss of Erste Group. Only a minor part of foreign exchange risk management activities requires using of hedge accounting. Currently fixed rate corporate or government bonds with notional amount of EUR 946 million (2020: EUR 596 million) are hedged in cash flow hedges by using cross currency swaps as hedging instruments.

Quantitative disclosures

In the tables below, detailed information related to hedging instruments and hedged items in fair value and cash flow hedges as of 31 December 2021 are reported. The indicated values for fair value hedges include single hedges as well as portfolio hedges, which due to immateriality are not shown separately.

Hedging instruments

in EUR million	Carrying amount		Change in FV for the period used for calculating hedge ineffectiveness	Notional	Timing of the nominal amounts of the instruments			
	Assets	Liabilities			≤ 3 m	> 3 m and ≤ 1 y	> 1 y and ≤ 5 y	> 5 y
Dec 21								
Fair value hedges	319	344	-232	15,988	1,012	17	6,647	8,312
Interest rate risk	319	344	-232	15,988	1,012	17	6,647	8,312
Cash flow hedges	6	183	-305	4,003	182	77	3,280	464
Interest rate risk	0	149	-234	3,057	182	60	2,685	129
Foreign exchange risk	6	35	-71	946	0	16	594	335
Total gross amounts	325	527	-537	19,991	1,195	94	9,927	8,776
Offset	-246	-218						
Total	79	309	-537	19,991	1,195	94	9,927	8,776
Dec 20								
Fair value hedges	537	291	77	13,540	1,175	137	5,612	6,617
Interest rate risk	537	291	77	13,540	1,175	137	5,612	6,617
Cash flow hedges	86	15	116	3,300	19	116	2,651	513
Interest rate risk	83	8	124	2,704	19	116	2,397	171
Foreign exchange risk	2	7	-8	596	0	0	254	342
Total gross amounts	623	306	193	16,840	1,194	253	8,263	7,130
Offset	-418	-117						
Total	205	189	193	16,840	1,194	253	8,263	7,130

The hedging instruments are presented in the line 'Hedge accounting derivatives' in the balance sheet.

Hedged items in fair value hedges

in EUR million	Carrying amount	Hedge adjustments		
		included in the carrying amount	Thereof: for the period used for recognition of hedge ineffectiveness	Remaining adjustments for terminated hedges
Dec 21				
Financial assets at FVOCI				
Interest rate risk	1,040	53	-37	12
Financial assets at AC				
Interest rate risk	2,036	19	-100	19
Financial liabilities at AC				
Interest rate risk	13,636	90	365	96
Dec 20				
Financial assets at FVOCI				
Interest rate risk	487	90	-3	17
Financial assets at AC				
Interest rate risk	1,992	122	4	23
Financial liabilities at AC				
Interest rate risk	12,189	445	-80	121

The hedged items are disclosed in the following line items in the balance sheet:

- _ Financial assets at fair value through other comprehensive income / debt securities
- _ Financial assets at amortised cost / loans and advances to customers
- _ Financial assets at amortised cost / debt securities
- _ Financial liabilities at amortised cost / debt securities issued

Hedged items in cash flow hedges

in EUR million	Change in FV for the period used for calculating hedge ineffectiveness	Cash flow hedge reserve for continuing hedges	Cash flow hedge reserve for terminated hedges
Dec 21			
Interest rate risk	217	-156	-12
Foreign exchange risk	66	-85	0
Total	282	-240	-12
Dec 20			
Interest rate risk	-111	55	4
Foreign exchange risk	7	-13	0
Total	-104	42	4

Effects of hedge accounting in profit or loss and other comprehensive income

in EUR million	Hedge ineffectiveness recognised in P&L	Hedging gains/losses recognised in OCI	Cash flow hedge reclassified to profit or loss because	
			the hedged item has affected profit or loss	the hedged future cash flows are no longer expected to occur
Dec 21				
Fair value hedges				
Interest rate risk	-4	0	0	0
Cash flow hedges				
Interest rate risk	-7	-228	-3	0
Foreign exchange risk	-1	-70	0	0
Total	-7	-298	-3	0
Dec 20				
Fair value hedges				
Interest rate risk	-2	0	0	0
Cash flow hedges				
Interest rate risk	4	120	-14	0
Foreign exchange risk	1	-8	0	0
Total	3	111	-14	0

Ineffectiveness from both fair value and cash flow hedges is presented under 'Net trading result' in the statement of income. The amounts reclassified from the cash flow hedge reserve are presented in the line 'Other similar income' under 'Net interest income' for hedges of interest rate risk and 'Net trading result' for hedges of foreign exchange risk.

Application of the Interest Rate Benchmark Reform for hedge accounting

Interest rate benchmark reform and its impact on Erste Group are described in note xy Interest Rate Benchmark Reform. Regarding hedge accounting, Erste Group considers that it is exposed to uncertainties resulting from the reform in respect of its hedges of USD LIBOR interest risk. Hedging instruments with nominal amount USD 50 million (EUR 44 million) (2020: USD 50 million (EUR 41 million)) designated in fair value hedges of bonds acquired and nominal amount USD 150 million designated (EUR 132 million) in fair value hedges of debt securities issued are affected. Their hedging period reaches beyond the cessation date of the respective LIBOR rates (30 June 2023 for USD LIBOR 1M, 3M, 6M and 12M tenors).

When it comes to the replacement of USD LIBOR rates, the interest rate swap hedging instruments will be affected both by replacements of the reference rate used for their floating legs USD (3-month LIBOR rate changed into 3-month term SOFR) and the change in the discounting curve. On the hedged items side, the hedged benchmark interest rate risk portion will be affected by change in the discounting curve (LIBOR-based discounting curve changed into overnight SOFR-based discounting curve).

As a result of these uncertainties, Erste Group applies the amendments to IAS 39 Interest Rate Benchmark Reform (issued in September 2019 – Phase 1 of the Interest Rate Benchmark Reform IASB project) which bring some reliefs enabling not to discontinue these hedges as long as uncertainties arising from the reform exist. More specifically, it is necessary to prove that the non-contractually specified benchmark portion of interest rate risk (resulting from the USD LIBOR curve) is separately identifiable only at the hedge inception and not during the hedge life. For testing of prospective effectiveness it is assumed that the hedging instrument and the hedged risk of the hedged item do not change as a result of the reform. If the retrospective effectiveness requirements were not met the hedges would not need to be discontinued. However, any hedge ineffectiveness would be accounted for in profit or loss. Application of these reliefs will cease when there is no longer uncertainty about the USD LIBOR-based cash flows of the hedging instruments and the hedged benchmark interest rate risk portion.

CHF LIBOR rates ceased to be published at the end of 2021 and have been replaced by SARON rates. Hedging instruments with nominal amount of CHF 200 million (EUR 194 million) designated in fair value hedges of debt securities issued were affected by the replacement. The 3-month CHF LIBOR rates applied for the floating leg of hedging interest rate swaps were replaced by the 3-month term SARON rates (including the adjustment spread). Discounting rate was changed from the CHF to the SARON curve. On the side of the hedged item, the hedged interest risk portion was amended from the 3-month CHF LIBOR curve to the SARON curve (plus the adjustment spread). In line with the amendments to IFRS 9, IAS 39, IFRS 7, IFRS 4 and IFRS 16: Interest Rate Benchmark Reform – Phase 2 issued in August 2020, the designation and documentation of these hedges was updated and all the impacts from the valuation changes were recognised immediately in profit or loss without terminating the hedges.

Erste Group also hedges interest rate risks in EUR and CZK. However, for these currencies it does not consider to be exposed to uncertainties resulting from the reform. For EUR all the hedges relate to EURIBOR interest rates which have been reformed and are EU Benchmark Regulation compliant. The same applies in CZK for PRIBOR, whose calculation methodology was strengthened in 2020 while continuing to measure the same underlying interest.

28. Offsetting of financial instruments

Financial assets and financial liabilities are offset and the net amount is reported on the balance sheet if, and only if, there is a currently enforceable legal right to offset the recognised amounts and there is an intention to settle on a net basis or to realise the asset and settle the liability simultaneously. Erste Group undertakes interest rate derivative transactions via London Clearing House and EUREX, credit derivative transactions via ICE Clear Europe Ltd by fulfilling all offsetting requirements according IAS 32. Offsetting is carried out between asset and liability derivative positions, while the net position is further offset with variation margin amounts.

The following table shows netting effects on the balance sheet of Erste Group as well as the impacts of offsetting financial instruments which are subject to offsetting agreements.

Financial assets subject to offsetting and potential offsetting agreements

in EUR million	Financial assets (gross)	Amounts offset (gross)	Financial assets in balance sheet (net)	Potential effects of netting agreements not qualifying for balance sheet offsetting			Net amount after potential offsetting
				Financial instruments	Cash collateral received	Other financial collateral received	
Dec 21							
Derivatives	4,721	2,379	2,342	1,127	729	0	487
Reverse repurchase agreements	16,777	0	16,777	0	8	16,492	276
Total	21,498	2,379	19,119	1,127	737	16,492	763
Dec 20							
Derivatives	5,477	2,318	3,159	1,476	1,121	0	563
Reverse repurchase agreements	17,869	0	17,869	0	2	17,390	476
Total	23,346	2,318	21,028	1,476	1,123	17,390	1,040

Financial liabilities subject to offsetting and potential offsetting agreements

in EUR million	Financial liabilities (gross)	Amounts offset (gross)	Financial liabilities in balance sheet (net)	Potential effects of netting agreements not qualifying for balance sheet offsetting			Net amount after potential offsetting
				Financial instruments	Cash collateral pledged	Other financial collateral pledged	
Dec 21							
Derivatives	4,460	2,527	1,933	1,127	251	70	486
Repurchase agreements	1,586	0	1,586	0	2	1,584	0
Total	6,046	2,527	3,519	1,127	253	1,654	486
Dec 20							
Derivatives	4,321	2,095	2,226	1,476	359	49	343
Repurchase agreements	2,196	0	2,196	0	12	2,180	4
Total	6,517	2,095	4,422	1,476	371	2,228	348

The impact of offsetting is shown in the column 'Amounts offset (gross)'. The net position between the offset derivative amounts EUR 148 million (2020: EUR 223 million) is further offset with variation margin balances presented under balance sheet items 'Cash and cash balances' in amount EUR 328 million (2020: EUR 62 million) and 'Financial liabilities measured at amortised cost', sub-item 'Deposits from banks' in amount of EUR 180 million (2020: EUR 285 million).

Erste Group employs repurchase agreements and master netting agreements as a means of reducing credit risk of derivative and financing transactions. They qualify as potential offsetting agreements. Master netting agreements are relevant for counterparties with multiple derivative contracts. They provide for the net settlement of all the contracts in the event of default of any counterparty. For derivatives transactions the values of assets and liabilities that would be set off as a result of master netting agreements are presented in the column 'Financial instruments'. If the net position is further secured by cash collateral or other financial collaterals the effects are disclosed in columns 'Cash collateral received / pledged' and 'Other financial collateral received / pledged' respectively.

Repurchase agreements are primarily financing transactions. They are structured as a sale and subsequent repurchase of securities at a pre-agreed price and time. This ensures that the securities remain in the hands of the lender as collateral in case the borrower defaults on fulfilling any of its obligations. Offsetting effects from repurchase agreements are disclosed in the column 'Other financial collateral received / pledged' respectively. Collateral is presented at the fair value of the transferred securities. However, if the fair value of collateral exceeds the carrying amount of the receivable/liability from the repo transaction the value is capped at the level of the carrying amount. Remaining position may be secured by cash collateral. Cash and other financial collateral involved in these transactions is restricted from being used it by the transferor during the time of the pledge. For further details regarding repurchase and reverse repurchase transactions we refer to Note 29 Transfers of financial assets – repurchase transactions and securities lending

29. Transfers of financial assets – repurchase transactions and securities lending

Repurchase and reverse repurchase agreements

Transactions involving sales of securities under an agreement to repurchase them at a specified future date are also known as ‘repos’ or ‘sale and repurchase agreements’. Securities sold in such transactions are not derecognised from the balance sheet, as Erste Group retains substantially all risks and rewards of ownership, because the securities are repurchased at a fixed price when the transaction ends. Furthermore, Erste Group is the beneficiary of all coupons and other income payments received on the transferred assets over the period of the transactions. These payments are remitted to Erste Group or are reflected in the repurchase price.

The cash received upon sale of securities is recognised on the balance sheet with a corresponding obligation to return under the line item ‘Financial liabilities at amortised cost’, sub-items ‘Deposits from banks’ or ‘Deposits from customers’ reflecting the transaction’s economic substance as a loan to Erste Group. The difference between the sale and repurchase prices is treated as interest expense which is accrued over the life of the agreement and recorded in the statement of income in the line item ‘Interest expenses’ under ‘Net interest income’. Financial assets transferred out by Erste Group under repurchase agreements remain on the Group’s balance sheet and are presented separately under the original balance sheet items in the ‘thereof pledged as collateral’ lines. The measurement category of the transferred financial assets does not change.

Conversely, securities purchased under agreements to resell at a specified future date are not recognised on the balance sheet. Such transactions are also known as ‘reverse repos’. The consideration paid is recorded on the balance sheet under the line item ‘Financial assets at amortised cost’, sub-items ‘Loans and advances to banks’ and ‘Loans and advances to customers’ reflecting the transaction’s economic substance as a loan by Erste Group. The difference between the purchase and resale prices is treated as interest income and is accrued over the life of the agreement and recorded in the statement of income in the line item ‘Interest income’ under ‘Net interest income’.

Securities lending and borrowing

In securities lending transactions, the lender transfers ownership of securities to the borrower on the condition that the borrower will re-transfer, at the end of the agreed loan term, ownership of instruments of the same type, quality and quantity and will pay a fee determined by the duration of the lending. The transfer of the securities to counterparties via securities lending does not result in derecognition. Substantially all the risks and rewards of ownership are retained by Erste Group as a lender because the securities are received at the end of the securities lending transaction. Furthermore, Erste Group is the beneficiary of all the coupons and other income payments received on the transferred assets over the period of the securities lending. Securities lent are presented separately under the original balance sheet items in the ‘thereof pledged as collateral’ lines. Fee income from securities lending transactions is presented in the statement of income in the line ‘Fee and commission income’ under ‘Net fee and commission income’.

Securities borrowed are not recognised on the balance sheet unless they are then sold to third parties. If such sales occur, the obligation to return the securities is recorded on the balance sheet as a short sale within ‘Financial liabilities held for trading’, sub-item ‘Other financial liabilities’. Fee expense incurred on securities borrowing transactions is presented in the statement of income in the line ‘Fee and commission expenses’ under ‘Net fee and commission income’.

in EUR million	Dec 20		Dec 21	
	Carrying amount of transferred assets	Carrying amount of associated liabilities	Carrying amount of transferred assets	Carrying amount of associated liabilities
Repurchase agreements	754	754	753	739
Financial assets at AC	664	666	573	559
Trading assets	40	39	50	50
Non-trading financial assets at FVPL	0	0	0	0
Financial assets at FVOCI	50	49	130	130
Securities lendings	1,270	0	982	0
Financial assets at AC	1,235	0	659	0
Trading assets	28	0	323	0
Non-trading financial assets at FVPL	8	0	0	0
Financial assets at FVOCI	0	0	0	0
Total	2,024	754	1,735	739

The transferred financial instruments consist of bonds and other interest-bearing securities. The total amount of transferred financial assets represent the carrying amount of financial assets in the respective balance sheet positions for which the transferee has a right to sell or repledge. The associated liabilities from repo transaction, which are measured at amortised cost, represent an obligation to repay the borrowed funds.

The following table shows fair values of the transferred assets and associated liabilities for repo transactions with an existing recourse right only on the transferred assets:

in EUR million	Dec 20			Dec 21		
	Fair value of transferred assets	Fair value of associated liabilities	Net position	Fair value of transferred assets	Fair value of associated liabilities	Net position
Financial assets at AC	767	665	101	572	559	13
Trading assets	40	39	2	50	50	0
Non-trading financial assets at FVPL	0	0	0	0	0	0
Financial assets at FVOCI	50	49	1	130	130	0
Total	857	753	104	752	739	13

30. Collaterals

Carrying amount of financial assets pledged as collaterals

in EUR million	Dec 20	Dec 21
Financial assets at AC	40,641	41,386
Trading assets	181	380
Non-trading financial assets at FVPL	57	0
Financial assets at FVOCI	776	488
Total	41,654	42,254

The financial assets pledged as collateral consist of loans and advances to customers, bonds and other interest-bearing securities. Collaterals were pledged as a result of repurchase transactions, refinancing transactions with the European Central bank (ECB) and the respective National Banks, loans backing issued mortgage bonds and other collateral arrangements.

The fair value of collateral received which may be repledged or resold even without the collateral provider's default was EUR 18,500.3 million (2020: EUR 19,156.9 million). Collateral with fair value of EUR 754.5 million (2020: EUR 1,532.3 million) was resold. Collateral with fair value of EUR 368.3 million (2020: EUR 29.9 million) was repledged. The bank is obliged to return the resold and repledged collateral.

31. Securities

in EUR million	Dec 20					Dec 21				
	At AC	Trading assets	Financial assets			At AC	Trading assets	Financial assets		
			Mandatorily at FVPL	Designated at FVPL	At FVOCI			Mandatorily at FVPL	Designated at FVPL	At FVOCI
Bonds and other interest-bearing securities	29,579	3,368	1,446	603	8,389	35,551	4,125	1,499	476	8,749
Listed	28,095	2,454	685	164	6,367	33,027	1,841	701	98	6,832
Unlisted	1,484	914	761	439	2,022	2,524	2,284	798	379	1,917
Equity-related securities	0	34	347	0	130	0	84	332	0	132
Listed	0	28	124	0	43	0	76	113	0	56
Unlisted	0	6	223	0	87	0	9	219	0	77
Total	29,579	3,402	1,793	603	8,519	35,551	4,210	1,830	476	8,881

Investment funds units are reported within bonds and other interest bearing securities.

Risk and capital management

32. Risk management

Risk policy and strategy

A core function of a bank is taking risks in a conscious and selective manner and professionally steering those risks. Adequate risk policy and risk strategy is essential to a bank's fundamental financial health and operational business success.

Erste Group has developed a risk management framework that is forward-looking and tailored to its business and risk profile. This framework is based on a clear risk strategy that sets out general principles according to which risk taking must be performed across the Group. The risk strategy is consistent with the business strategy and incorporates the expected impact of external environment on the planned business and risk development.

The risk strategy describes the current and targeted risk profile, defines risk management principles, strategic goals and initiatives for the main risk types as well as sets strategic limits for the significant financial and non-financial risk types as defined in the Risk Materiality Assessment. The risk strategy is executed within a clearly defined governance structure. This structure also applies to monitoring of risk appetite, additional metrics, as well as to the escalation of limit breaches.

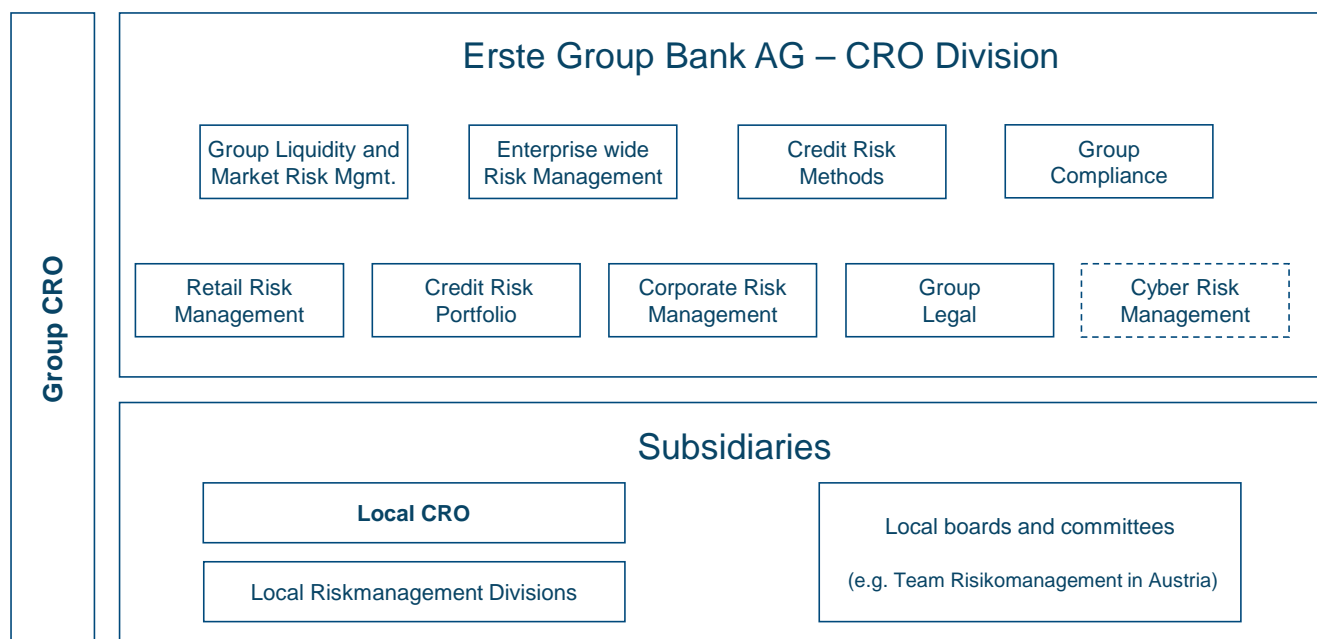
In 2021, management attention has been dedicated not only to ongoing Covid-19 pandemic, but also to Environmental, Social and Governance (ESG) risks as new risk type. ESG has been assessed as material risk in 2021 Group Risk Materiality Assessment (first-time assessment), based on climate-related and environmental risks ('E' component), while the assessment of social ('S') and governance ('G') risks is planned for 2022. In order to mitigate this risk, significant resources in both business and risk area have been dedicated to set-up and implement ESG action plan, which includes the establishment of comprehensive internal framework ranging from business strategy, dedicated governance, over risk management to disclosures.

Erste Group Bank AG uses the Internet as the medium for publishing its disclosures under Article 434 of the Regulation (EU) No. 575/2013 on prudential requirements for credit institutions and investment firms (Capital Requirements Regulation - CRR) and Regulation (EU) No. 876/2019 amending Regulation (EU) No. 575/2013. Details are available on the website of Erste Group at www.erstegroup.com/ir. Relevant disclosures are included in the annual report in the section 'Reports' or published as separate documents in the section 'Regulatory disclosure'.

Risk management organisation

Risk monitoring and control is achieved through a clear organisational structure with defined roles and responsibilities, delegated authorities and risk limits.

The following chart presents an overview of Erste Group's risk management organisation:



In 2021 there were no organizational changes in the CRO area. The structure established in 2020 was continued and strengthened.

Risk management structure

The management board and in particular Erste Group's Chief Risk Officer (Group CRO) perform the oversight function within Erste Group's risk management structure. Risk control and risk steering within Erste Group are performed based on the business strategy and risk appetite approved by the management board. The Group CRO, working together with the chief risk officers of the subsidiaries, is responsible for the implementation and adherence to the risk control and risk management strategies across all risk types and business lines.

The management board and, in particular, the Group CRO ensure the availability of appropriate infrastructure and staff as well as methods, standards and processes to that effect; the actual identification, measurement, assessment, approval, monitoring, steering and limit setting for the relevant risks are performed on the operating entity level within Erste Group.

At group level, the management board is supported by several divisions established to perform operating risk control functions and exercise strategic risk management responsibilities. The following risk management functions report directly to the Group CRO:

- _ Group Liquidity and Market Risk Management;
- _ Enterprise wide Risk Management;
- _ Credit Risk Methods;
- _ Group Compliance;
- _ Retail Risk Management:
- _ Credit Risk Portfolio;
- _ Corporate Risk Management;
- _ Group Legal;
- _ Cyber Risk Management;
- _ Local Chief Risk Officers.

Group Liquidity and Market Risk Management

The division Group Liquidity and Market Risk Management comprises all market and liquidity risk functions in Erste Group. This division is responsible for steering, measuring, and controlling liquidity and market risk. It covers both banking book and trading book and ensures the development and validation of liquidity and market risk models for regulatory as well as for internal steering purposes.

Enterprise wide Risk Management

Enterprise wide Risk Management (ERM) focuses on holistic risk management and ensures comprehensive cross-risk group-wide risk portfolio steering, monitoring, analysis, and reporting. ERM drives key strategic initiatives to establish greater cohesion between risk strategy (including risk appetite and limit steering) and operational execution. It also comprises recovery & resolution planning as well as the management of non-financial risk. ERM works together with all risk functions and key divisions to strengthen risk oversight group-wide, covering capital, credit, liquidity, market, operational, and business risk.

Credit Risk Methods

The responsibilities of the area comprise the development, maintenance and validation of credit risk models in accordance with the regulatory requirements for the internal ratings-based approach. A dedicated organisational unit takes care of model risk governance and the strategic planning of model changes.

Group Compliance

In line with Austrian and European Union legislations, Group Compliance ensures the implementation and steering of measures to prevent money laundering, terrorism financing and fraud. Furthermore, it is responsible for standards and measures to comply with financial sanctions and embargoes. Another central task consists in the implementation and enforcement of regulatory provisions for insider trading, market manipulation and other misconduct in securities business.

Retail Risk Management

Retail Risk Management covers the operational credit decisions and the collection and workout activities for retail clients of Erste Bank der oesterreichischen Sparkassen AG (EBOe). Credit decision and collection systems are developed, validated and adapted to new requirements for EBOe and savings banks. In order to ensure the sustained performance of the retail loan portfolio, Retail Risk Management defines group-wide framework conditions and requirements for lending within the Group's risk/return profile.

Credit Risk Portfolio

Credit Risk Portfolio monitors the development of the overall loan portfolio of EBOe, Erste Group Bank AG and the Group with a specific focus on non-retail clients. Active steering ensures the operative implementation of the Group's credit risk strategies. The division is also in charge of continuously improving underwriting processes as well as for corporate and retail risk management projects with a particular focus on digital initiatives. Credit Risk Portfolio is also responsible for rating control, real estate valuations and credit analytics.

Corporate Risk Management

Corporate Risk Management is responsible for credit underwriting, restructuring (including sales of non-performing loans) for corporate and real estate clients, financial institutions, sovereigns and municipalities in EBOe and Erste Group Bank AG as well as group-wide for the local customers if their local credit limits are exceeded.

Group Legal

Group Legal acts as the central legal department of Erste Group Bank AG. This division provides legal support and counsel for the management board, the business units and the central functions, and mitigates legal risk. It also attends to legal sourcing and to dispute resolution and litigation.

Cyber Risk Management

Cyber Risk Management is a risk control unit segregated from IT and security operations, responsible for managing and overseeing cyber risks, monitoring and controlling adherence to cyber risk management framework.

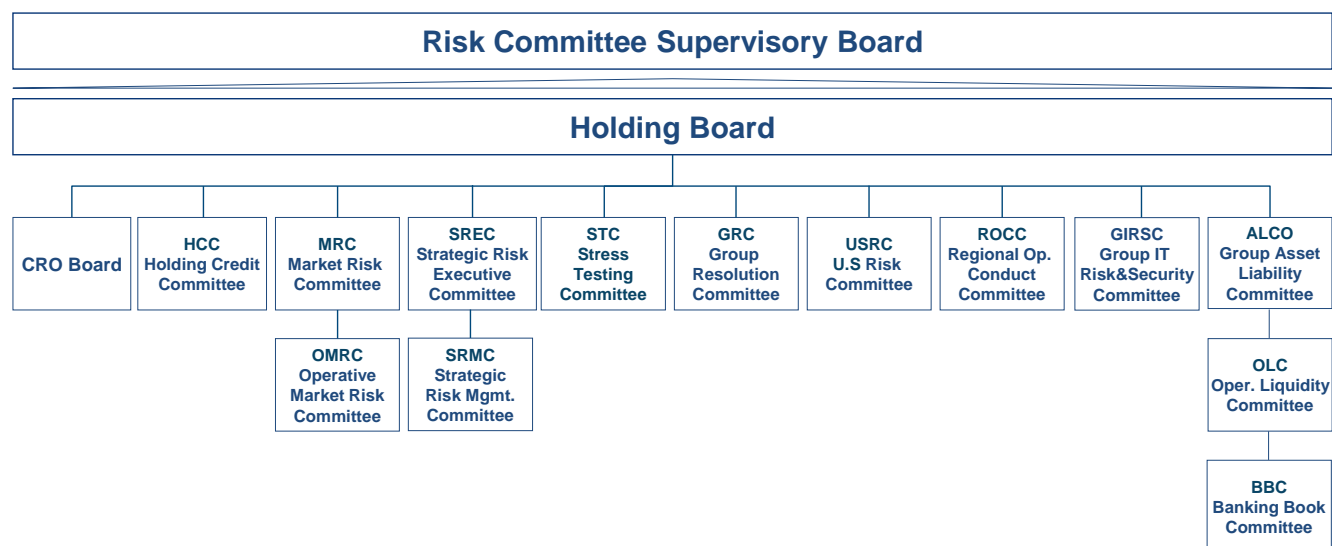
Local Chief Risk Officers

Each subsidiary has separate risk control and management units with responsibilities tailored to the local requirements, which are headed by the respective local chief risk officer (Local CRO).

Group coordination of risk management activities

The management board regularly deals with risk issues of all risk types in its regular board meetings. Actions are discussed and taken when needed.

Furthermore, certain cross-divisional committees were established with the purpose of carrying out risk management activities in Erste Group. They are shown in the following diagram:



The **Risk Committee of the Supervisory Board** is responsible for granting approval in all cases in which loans and exposures reach an amount exceeding the approval authority of the management board according to the Credit Risk Approval Authority Regulations. It is in charge of granting approval to large exposures pursuant to Article 392 CRR, if such a claim is equal to or exceeds 10% of the eligible capital of a credit institution. Within the competence assigned to it, the committee may grant advance approvals to the extent permitted by law.

The **Risk Committee** meets regularly and it is responsible for supervising the risk management of Erste Group Bank AG. As the central risk control body it is regularly briefed on the risk status across all risk types.

The **CRO Board** is responsible for the coordination and implementation of risk management activities within Erste Group. The CRO Board consists of the Group CRO, the chief risk officers of major subsidiaries within Erste Group and the B-1 managers of the Holding CRO division. Chaired by the Group CRO, the CRO Board is the primary body for aligning on strategically relevant topics of the risk division across Erste Group entities, including (but not limited to) the group-wide strategic planning, the project portfolio and Change the Bank (CtB) investments. The CRO Board ensures a consistent flow of information from and to the group functions and supports the setting of the overall risk agenda.

The **Holding Credit Committee** (HCC) is the highest operative decision-making body which decides on credit applications addressed to members of the Holding Board in accordance with the currently valid Credit Risk Approval Authority Regulations of Erste Group Bank AG, including acceptance of the nonfinancial risk related to reputational impact (amber and red). It also decides on annual corporate industry

strategy report. HCC recommends the lending decision on the credit applications that exceed the approval authority of the HCC to the Risk Committee of the Holding Supervisory Board in accordance with the current valid credit risk approval authority regulations. The HCC is headed by the Group CRO and comprises the board member of Corporates & Markets, the head of Corporate Risk Management, Head of Credit Risk Portfolio, the head of the requesting business line, the head of Enterprise wide Risk Management (only with a veto right for nonfinancial risk related to reputational impact: ‘amber’ and ‘red’) and the Head of the Group ESG Office only with a sustainability-linked/justified veto right for credit applications of clients / client groups with a critical ESG assessment. Each subsidiary has their own local credit committee established by the same principles.

The **Market Risk Committee** (MRC) is the main steering body for market risk and trading book related issues of Erste Group, including ESG risks. MRC approves group-wide market risk limits and elaborates on the current market situation. In addition, it approves market risk methodologies and models, model changes, and related validation results.

The **Operative Market Risk Committee** (OMRC) prepares decisions for the MRC and approves sensitivity and notional limits which do not require VaR/SVaR limit adjustments.

The **Strategic Risk Executive Committee** (SREC) holds specific delegated decision authority from the Holding and EBOe Board with respect to all group-wide and selected AT-wide material risk matters including: all risk relevant models and methodologies, as well as oversight of the group-wide consistency in the execution of group wide model governance and standards regarding model development, validation and monitoring. In regard to Market & Liquidity risk topics (ICAAP, model relevant), those are approved via ALCO/MRC (Market Risk Committee) and pre-approval is ensured by SRMC or SREC depending on the materiality. All topics/changes assessed as material are subject of SREC approval. Topics which are affecting the Group (e.g. group-wide aspects, local models used for P1/P2 group consolidated purposes etc.) are approved in line with dual approval principle (local pre-approval, followed by SREC-approval). The committee is chaired by the Group/EBOe CRO.

The **Strategic Risk Management Committee** (SRMC) is responsible for the approval/acknowledgment of the immaterial risk management topics for Holding and EBOe including all risk relevant models and methodologies, as well as oversight of the Group-wide consistency in the execution of group-wide model governance and standards regarding model development, validation and monitoring. In regard to Market & Liquidity risk topics (ICAAP, model relevant), those are approved via ALCO/MRC (Market Risk Committee) and pre-approval is ensured by SRMC or SREC depending on the materiality. Topics which are affecting the Group (e.g. group-wide aspects, local models used for P1/P2 group consolidated purposes etc.) are approved in line with dual approval principle (local pre-approval, followed by SRMC-approval). The committee is chaired by head of Credit Risk Methods, (Deputy) Head of Enterprise wide Risk Management or Head of Credit Risk Portfolio (quarterly rotating responsibility and deputy role).

The **Stress Testing Committee** (STC) is the sole forum for all joint resolutions, decisions and acknowledgements in the stress testing area for group-wide stress testing activities.

The **Group Resolution Committee** (GRC) is the sole group-wide forum for all joint alignments, endorsements, decision making as well as acknowledgements related to resolution relevant topics in Erste Group’s across all its divisions, departments and staff units. The Committee is created under the guidance set forth in SRBs (Single Resolution Board) ‘Expectations for Banks (EfB)’ document under paragraph 2.1.3, and clustered based on the resolvability dimensions set out by the SRB’s guidance. GRC is chaired by Group CRO.

The **United States Risk Committee** (USRC) holds delegated decision authority from the Holding Board with respect to overseeing Combined U.S. Operations (CUSO) risk management policies and the implementation of such policies. The USRC must take appropriate measures to ensure that CUSO (comprised of the New York Branch (NYB) and Erste (Finance) Delaware LLC, the EGB-owned commercial paper subsidiary managed by the branch) implements the risk management policies that are overseen by the U.S. Risk Committee. Risk management policies must be commensurate with the nature, size and risk profile of its operations and activities.

The **Regional Operational Conduct Committee** (ROCC) (a) decides on strategic steering topics based on NFR reporting (holistic risk overview), (b) serves as a sounding board on business risk decisions concerning non-financial risks and ESG impacts and (c) decides on escalations to Holding Board. It facilitates lessons learned, initiates focus areas, decides on the implementation of corresponding group-wide measures and acts as a Committee for reputational risk and ESG related non-financial risk impact. The ROCC is a forum for joint alignments, decisions, and escalations in non-financial risk areas across Erste Group entities and Erste Group Bank AG itself.

The **Group IT Risk & Security Committee** (GIRSC) is a designated sub-committee of the Management Board of Erste Group Bank AG (Holding Board). The decision authority of the GIRSC covers group-wide governance of Erste Group including Holding as a legal entity. The GIRSC is entitled to ensure group-wide consistency of standards, methodology, management processes in identification, assessment and reporting Cyber/ICT risk & Security, including monitoring of mitigation measures, controls and residual risk.

The **Group Asset/Liability Committee** (ALCO) manages the consolidated Erste Group balance sheet, focusing on trade-offs between all affected consolidated balance sheet risks (interest rate, exchange rate and liquidity risks), and takes care of the setting of group standards and limits for the members of Erste Group. In addition, it approves policies and strategies for controlling liquidity risk as well as interest

rate risk (net interest income) and examines proposals, statements and opinions of ALM, risk management, controlling and accounting functions. The approved investment strategy complies with the guidelines agreed with Risk Management.

The **Operational Liquidity Committee (OLC)** is a discussion forum and decision-making body on liquidity related topics organized by the local ALM units. It analyses the liquidity situation of the respective unit in the context of the current market situation and the future market outlook, decides on liquidity issues and reports directly to the ALCO. Furthermore, the Chairman of the OLC is the primary contact person for other departments or OLC members for liquidity related topics. Local OLC, which shall be held on a bi-weekly basis, is a regular committee dealing with liquidity related topics of the respective unit.

Since September 2021 the **Banking Book Committee (BBC)** is established on Holding level serving as a discussion forum and decision-making body on IRRBB related topics. It is organized by Group ALM. It analyses the IRRBB situation of the entire Group, decides on IRRBB related issues and serves as a sub-committee to Group ALCO. All relevant decisions made on this committee are reported to the Group ALCO.

In addition, committees are established at local level, such as the 'Team Risikomanagement' in Austria. It is responsible for a common risk approach with the Austrian savings banks.

Group-wide risk and capital management

Enterprise wide Risk Management (ERM) includes as its fundamental component the Internal Capital Adequacy Assessment Process (ICAAP) as required under Pillar 2 of the Basel framework and regulatory guides (e.g. ECB Guide to ICAAP).

The ERM framework is designed to support the bank's management in managing the risk portfolios as well as the coverage potential to ensure that the bank holds adequate capital for the nature and magnitude of its risk profile at all times. The framework is tailored to the Erste Group's business and risk profile and reflects the strategic goal of protecting shareholders and senior debt holders while ensuring the sustainability of the organisation.

ERM framework is a modular and comprehensive management and steering system within Erste Group as well as an essential part of the overall steering and management instruments. The ERM components necessary to ensure all aspects, in particular to fulfil regulatory requirements and to provide an effective internal steering tool, can be clustered as follows:

- _ Risk Appetite Statement (RAS), limits and risk strategy;
- _ portfolio and risk analytics including Risk Materiality Assessment (RMA), concentration risk management, and stress testing;
- _ Risk-bearing Capacity Calculation (RCC);
- _ Capital allocation and performance management;
- _ planning of key risk indicators;
- _ recovery and resolution planning.

In addition to the ICAAP's ultimate goal of assuring capital adequacy and sustainability at all times, the ERM components serve to support the bank's management in pursuing its strategy.

Risk appetite

Erste Group defines the maximum level of risk it is willing to accept in order to meet its business objectives within the Group's risk appetite (Group RAS). The Group RAS acts as a binding constraint to Erste Group's business activities within its overall risk appetite via triggers and limits approved by the management board and the risk committee of supervisory board and acknowledged by the supervisory board. It is integrated and embedded into Erste Group's structural processes; including business and risk strategy, budgeting process, capital and liquidity planning, recovery plan, stress testing and remuneration framework. The Group RAS consists of a set of core risk metrics (capital, liquidity, risk/earnings) providing quantitative direction for overall risk-return steering and qualitative statements in the form of key risk principles that are part of the guidelines for managing risks.

The core risk metrics are set as ultimate boundaries for the Group risk-return target setting. They are also a key part of the annual strategic planning / budgeting process and give an overall picture of capital, liquidity and risk-return trade-offs. The key objective of the RAS is to:

- _ ensure that Erste Group has sufficient resources to support its business at any given point in time and absorb stress events;
- _ set boundaries for the Group's risk target setting;
- _ support the group's financial strength and the robustness of its systems and controls.

To foster risk-return steering and ensure proactive management of the risk profile, Erste Group creates its RAS on a forward-looking basis. External constraints such as regulatory requirements create the floor and ceiling for the RAS and therefore the amount of risk Erste Group is willing to accept. In order to ensure that the group remains within the targeted risk profile, a traffic light system was established and assigned to the core metrics. This approach allows a timely delivery of information to the respective governance and the implementation of effective remediation measures. The RAS traffic light system is defined as follows:

- _ RAS is green: The target risk profile is within the specified boundaries.

- _ RAS is amber: The undershooting or overshooting of a pre-defined threshold leads to an escalation to the designated governance and the discussion of potential remediation actions.
- _ RAS is red: The undershooting or overshooting of a pre-defined limit initiates an immediate escalation to the designated governance and a prompt implementation of remediation actions.

Moreover, stress indicators are defined for selected core metrics and integrated into the assessment of the stress test results. They are reported as early warning signals to the management board to support proactive management of the risk and capital profile.

In addition, supporting metrics and principles are defined by material risk type in the Group Risk Strategy based on Group RAS. These support implementation of the mid- to long-term strategy. Risk management governance ensures full oversight of risk decisions and sound execution of the Group risk strategy. Mitigating actions are undertaken as part of the regular risk management process to ensure that the Group remains within its RAS.

Group RAS is also cascaded to local entities. Local RAS is approved by the management board to ensure compliance with the Group RAS and also approved by the local management board to ensure alignment with local regulatory requirements. The Group may also decide to include further compulsory constraints and limits in local RAS to ensure alignment with Group RAS and Group Risk Strategy.

The Group further developed an aggregated and consolidated risk appetite dashboard (Risk Dashboard) illustrating the group's and local entities' risk profile developments by comparing the risk exposure and risk limits. The Risk Dashboard is regularly presented to the management board and to the supervisory board (including risk committee of supervisory board) to support its review, oversight, and monitoring of the group risk profile and the risk profile of its local entities.

Group RAS 2021 was approved by the management board and the risk committee of supervisory board and acknowledged by supervisory board in the last quarter of 2020.

Portfolio and risk analytics

Erste Group uses dedicated infrastructure, systems and processes to actively identify, measure, control, report and manage risks within its portfolio. Portfolio and risk analytics processes are designed to quantify, qualify and discuss risks in order to raise awareness to management in a timely manner.

Risk materiality assessment

The Risk Materiality Assessment (RMA) determines the materiality of risk types and consequently the risk profile across Erste Group and its entities. RMA is an annual process with the purpose of systematic identification of new and assessment of all risks for the Group. As such, the RMA is an integral part of the ICAAP and serves as a steering tool for senior management.

Insights generated by the assessment are used to improve risk management practices and further mitigate risks within the Group. The assessment also serves as input for the design and definition of the Group's risk strategy and Risk Appetite Statement. Key outputs and recommendations of the RMA are considered in the scenario design and selection of the comprehensive and reverse stress tests.

Risk concentration analysis

Erste Group has implemented a process to identify measure, control and manage risk concentrations. This process is important to ensure the long-term viability of Erste Group, especially in times of an adverse business environment and stressed economic conditions.

The risk concentration analysis at Erste Group is performed on an annual basis covering credit risk, market risk, operational risk, liquidity risk and inter-risk concentrations. Identified risk concentrations are considered in the scenario design of the comprehensive stress test and measured under stressed conditions. The output of the risk concentration analysis additionally contributes to the identification of material risks within the RMA and to the setting/calibration of Erste Group's limit system.

Stress testing

Modelling sensitivities of the group's assets, liabilities and profit or loss provide management steering information and help to optimise Erste Group's risk-return profile. Stress tests help to factor in severe but plausible scenarios providing further robustness to measurement, steering and management. Risk modelling and stress testing are vital forward-looking elements of the ICAAP. Finally, sensitivities and stress scenarios are considered within the group's planning process.

Erste Group's most complex stress testing activities are scenario stress tests that take a comprehensive account of the impact of various economic scenarios, including second-round effects on all risk types (credit, market, liquidity and operational) and effects on the associated volumes of assets and liabilities as well as on profit and loss sensitivities. In addition to the standard scenario-driven stress testing exercises, reverse stress tests are performed to identify a scenario or a combination of scenarios in which viability of the current business model can be questioned.

Erste Group has developed specific tools to translate macroeconomic variables (e.g. GDP or unemployment rate) into risk parameters in order to support the stress testing process, which combines bottom-up and top-down approaches. For adapting the stress parameters, Erste Group additionally leverages the experience of its local professionals and uses, where appropriate, their statistical models to simulate the impacts of macroeconomic variables on the probabilities of default in the respective markets. Special attention is given to account for adequate granularity and special characteristics (i.e. countries and industries) when determining the segmentation in which the stressed parameters are defined.

Results from Erste Group's internal stress tests are analysed in order to decide on appropriate measures. The internal comprehensive stress tests performed in 2021 indicated no breach of stressed RAS triggers after the application of scenario contingent measures in the last year of adverse scenario.

Risk-bearing capacity calculation

The Risk-bearing Capacity Calculation (RCC) describes the methodology of Pillar 2 capital adequacy calculation. In contrast to the normative (regulatory) view of Pillar 1, referring to the Group's ability to fulfil all of its capital-related regulatory and supervisory requirements and demands, the RCC is based on an economic view of Pillar 1+ approach, assuming continuation of Erste Group as expected by the ECB Guide to ICAAP. The RCC determines whether the Group has sufficient internal capital for covering all (regulatory and economic) risks it is exposed to. Economic and normative perspectives at Erste Group are set in a way to mutually inform each other and are integrated into all material business steering activities and decisions. In addition, with applied Pillar 1+ approach the Group increases efficiency and ensures comparability with the Pillar 1 calculation. Based on the results of the RMA, economic capital is considered for relevant risk types as approved by the management board. The economic capital requirement is then compared to internally available capital (coverage potential) to cover the Group's risks in Pillar 2. Both economic capital and coverage potential are computed on the CRR scope of consolidation of Erste Group as ultimate parent entity based on IFRS accounting standards.

Besides the Pillar 1 risk types (credit, market and operational risks), interest rate risk in the banking book, foreign exchange risk arising from equity investments, credit spread risk in the banking book, risk from repayment vehicles as well as business risk are explicitly considered within the economic capital calculated over a horizon of one year and at a confidence level of 99.92%. For the calculation of the economic capital, Erste Group uses, where possible, more risk sensitive/advanced methodologies tailored to Erste Group's individual risk profile and specificities of the Group's individual risk exposures. Diversification effects between risks (inter-risk diversification) are not considered, reflecting the Group's prudent approach to maintain sufficient internal capital in times when correlations between risks may change dramatically (like in times of stress). The largest portion of economic capital requirements is coming from credit risk, which accounts for 72.6% of total economic capital requirements at the end of 2021.

The calculation of internal capital or coverage potential required to cover Pillar 2 risks/unexpected losses is based on Pillar 1+ approach. Namely, CRR and CRR II (Regulation (EU) No. 575/2013 and Regulation (EU) No. 876/2019 amending Regulation (EU) No. 575/2013) regulatory own funds are adjusted by internal capital components (Pillar 2 adjustments) necessary to come to the internally available capital deemed as risk-bearing and loss absorbing from the economic view (e.g. year-to-date profit (if not already considered in Pillar 1 capital), exclusion of Tier 2 capital instruments, Pillar 2 IRB expected loss excess/shortfall add-on, etc.).

The coverage potential must be sufficient to absorb Pillar 2 risks/unexpected losses resulting from the group's operations at any point in time (normal and stressed), as reflected in the Group's Risk Appetite through the limits set for Group economic capital adequacy and stressed capital adequacy utilisation. At the end of 2021, the economic capital adequacy was at 56.5%, fully in line with group RAS.

The management board, risk management committees and supervisory board are briefed quarterly on the results of the ICAAP capital adequacy through the Group Risk Report and the Risk Dashboard. The former includes risk profile developments, available capital (coverage potential), consideration of potential losses in stress situations, the degree of the risk limit utilisation and the overall status of capital adequacy. The latter outlines risk profile development in relation to risk appetite.

Risk planning

Group Risk Planning framework is essential for the capital allocation and overall financial planning processes and supports the adequate reflection of risks within the strategy, steering and management processes of the group.

Methods and instruments applied

Key risk indicators covered by the Risk Planning framework include indicators that provide an overview of incurred or potential risks, with respect to both portfolio and economic environment developments. Indicators include RWA (and related indicators), port-folio quality indicators (impairments, NPL/NPE and relevant performance indicators etc.), as well as indicators required by the regulatory authorities under the responsibility of the Risk division.

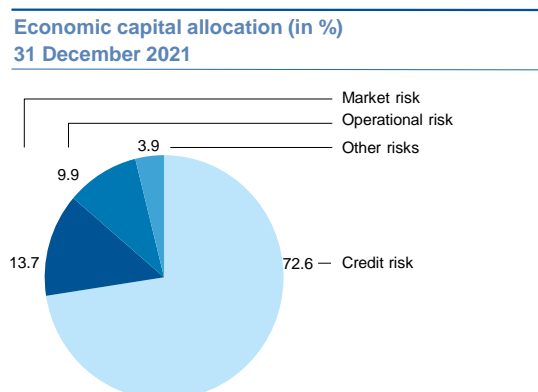
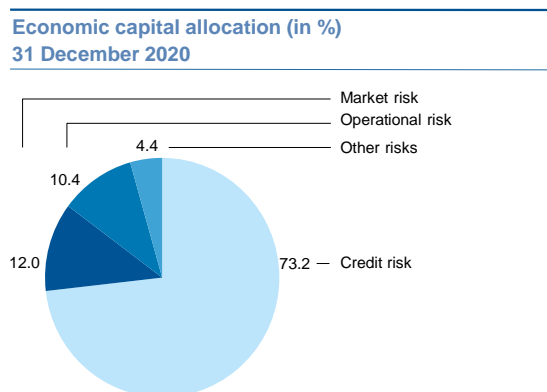
Planning activities are performed in close cooperation with all stakeholders in the group's overall process and follow a clear governance structure to ensure sound risk planning process.

Capital allocation

An important task integral to the risk planning process is the allocation of capital to entities, business lines and segments. This is done with close cooperation between Risk Management and Controlling. Methodology for allocation reflects risk and controlling processes in order to allocate capital with risk-return considerations.

Erste Group's aggregate capital requirements by risk type

The following diagrams present the composition of the economic capital requirements according to type of risk:



Other risks include business risk.

Recovery and resolution plans

In compliance with the Austrian Banking Recovery and Resolution Law ('Bundesgesetz über die Sanierung und Abwicklung von Banken – BaSAG') Erste Group submits an updated Group Recovery Plan to ECB every year.

The Group Recovery Plan identifies options for restoring financial strength and viability in case Erste Group comes under severe economic stress. The plan specifies potential options for the replenishment of capital and liquidity resources of the bank in order to cope with a range of scenarios including both idiosyncratic and market-wide stress (in 2021 two Covid-19 related scenarios were requested by ECB). The recovery governance described in the plan ensures timely identification and proper management of any recovery situation. Furthermore, the assessment of the Group Recovery Plan and the recently addressed assessment of the overall recovery capacity are part of the Supervisory Review and Evaluation Process (SREP) assessment. It is relevant to demonstrate that, in a severe stress which is close to a failing or likely to fail situation, there is sufficient recovery capacity available.

Erste Group collaborates with the resolution authorities in the drawing up of resolution plans based on BaSAG and EU Regulation No 806/2014 establishing the Single Resolution Mechanism (SRM Regulation). Based on a joint decision taken in the Resolution College, Erste Group in April 2020 received notification of the preferred Multiple Point of Entry (MPE) resolution strategy on cross-country level, but a Single Point of Entry (SPE) resolution strategy within a country. This results in being MPE in Austria, the Czech Republic, Croatia, Hungary, Romania and Slovakia.

The Bank Recovery and Resolution Directive (BRRD) introduced the Minimum Requirement for own funds and Eligible Liabilities (MREL), which is, in case of Erste due to the MPE resolution strategy, set on Resolution Group level. Based on the MREL joint decisions taken in 2021, the National Resolution Authorities provided their legal notifications including binding intermediate requirements as of January 2022 and binding requirements as of January 2024. MREL requirements are expressed as a percentage of the total risk exposure amount (TREA), as well as leverage ratio exposure (LRE).

In June 2019 a banking reform package was published, which includes the Bank Recovery and Resolution Directive (BRRD2). The transposition into national law (BaSAG) was published on 28 May 2021. Key changes include the MREL expression in terms of total risk exposure amount (TREA) and leverage ratio exposure (LRE) instead of total liabilities and own funds (TLOF), adapted transition arrangements (binding intermediate MREL targets as of January 2022 and a common deadline of January 2024 to meet the final MREL targets) as well as tighter eligibility criteria. Potential changes in the MREL requirement will be reflected in Erste Group Bank AG's funding plan as to ensure compliance with MREL and subordination targets.

33. Own funds and capital requirements

Regulatory Requirements

Since 1 January 2014, Erste Group has been calculating the regulatory capital and the regulatory capital requirements according to the Capital Requirements Regulation (CRR, Regulation (EU) No. 575/2013) and the Capital Requirement Directive (CRD IV, Directive (EU) 2013/36/EU)¹⁰. Both the CRD IV and CRD V¹¹ were transposed into national law in the Austrian Banking Act (ABA).

All requirements as defined in the CRR, the ABA and in technical standards issued by the European Banking Authority (EBA) are applied by Erste Group for regulatory purposes and for the disclosure of regulatory information.

Accounting Principles

The financial and regulatory figures published by Erste Group are based on IFRS. Eligible capital components are derived from the balance sheet and income statement which were prepared in accordance with IFRS. Adjustments to the accounting figures are considered due to the different definitions in the scopes of consolidation. Further details are explained in the section 'Regulatory scope of consolidation and institutional protection scheme'. The uniform closing date of the consolidated regulatory figures of Erste Group is the 31 December of the respective year.

Regulatory scope of consolidation and institutional protection scheme

The consolidated regulatory own funds and the consolidated regulatory capital requirements are calculated based on the scope of consolidation stipulated in the CRR. Based on Art. 4 para 1 (3), (16) to (27) CRR in line with Art. 18 and 19 CRR and para 30 ABA, the scope consists of credit institutions, financial institutions and ancillary service undertakings. Moreover, Art. 18 (7) CRR applies: Where an institution has a subsidiary which is an undertaking other than an institution, a financial institution or an ancillary services undertaking or holds a participation in such an undertaking, it shall apply to that subsidiary or participation the equity method. That method shall not, however, constitute inclusion of the undertakings concerned in supervision on a consolidated basis.

The definition pursuant to CRR differs from the scope of consolidation according to IFRS, which also includes insurance companies and other entities, that are subject to full consolidation.

Erste Group Bank AG is a member of the Haftungsverbund (cross-guarantee system) of the Austrian savings bank sector. As of the balance sheet date Erste Group Bank AG and Erste Bank der oesterreichischen Sparkassen AG as well as Bausparkasse der österreichischen Sparkassen AG and all Austrian savings banks form this cross-guarantee system. Based on the cross-guarantee contract these entities are included as subsidiaries in Erste Group's regulatory scope of consolidation.

Furthermore, Erste Group Bank AG together with the Haftungsverbund entities forms an institutional protection scheme (IPS) according to Art. 113 para 7 CRR. Disclosure requirements for the institutional protection scheme according to Art. 113 para 7 e CRR are met by the publication of the consolidated financial statements, which cover all entities included in the institutional protection scheme.

Consolidated own funds

Own funds according to CRR consist of CET1, additional tier 1 (AT1) and tier 2 (T2). In order to determine the capital ratios, each respective capital component – after application of all regulatory deductions and filters – is considered in relation to the total risk amount.

The items of own funds as disclosed are also used for internal capital management purposes, except T2 capital instruments. Erste Group fulfilled the capital requirements throughout the reporting period. The regulatory minimum capital ratios including the capital buffers as of 31 December 2021 amount to

- _ 9.18% for CET1 capital (4.5% CET1, +2.5% capital conservation buffer, +1.0% systemic risk buffer, +1.0% O-SII buffer and +0.18% countercyclical capital buffer),
- _ 10.68% for tier 1 capital (sum of CET1 and AT1) and
- _ 12.68% for total own funds.

Capital buffer requirements are set out in sections 22 (capital conservation buffer), 23a (countercyclical buffer), 23d (Other Systemic Important Institution (O-SII) buffer) and 23e (systemic risk buffer) of the ABA and further specified in the regulation of the Financial Market Authority (FMA) on the establishment and recognition of the countercyclical buffer rate in accordance with section 23a para 3 ABA, on the establishment of the systemic risk buffer in accordance with section 23e para 3 ABA. All capital buffers have to be met entirely with CET1 capital and relate, except the countercyclical buffer, to total risk.

In addition to minimum capital ratios and capital buffer requirements, institutions also have to fulfil capital requirements determined in the Supervisory Review and Evaluation Process (SREP).

¹⁰ Both CRD IV and CRR have been amended since the entry into force in 2014 inter alia with directive (EU) 2019/878 (CRD V) as well as regulations (EU) 2019/876 (CRR 2) and (EU) 2020/873 (CRR Quick Fix).

¹¹ CRD V has been transposed by an amendment of the BWG (BGBl I 2021/98; BWG-Novelle) which entered into force on 31 May 2021.

The ECB Banking Supervision adjusted the SREP approach for 2020 in light of the Covid-19 crisis. Therefore the ECB chose a pragmatic SREP 2020 approach which keeps the SREP 2019 decision in place. Thus Erste Group applies a Pillar 2 requirement (P2R) of 1.75% as of 31 December 2021.

After having enacted the transposition of the CRD V into national law, the relief regarding the composition of capital for the Pillar 2 requirement under article 70b (7) ABA can be applied. Therefore, the minimum CET1 ratio of 5.48% encompasses the Pillar 1 minimum requirement of 4.5% and the Pillar 2 requirement of 0.98% (56.25% of 1.75%) as of 31 December 2021.

The regulatory minimum capital ratios including the capital buffers and SREP requirements as of 31 December 2021 amount to

- _ a CET1 requirement of 10.16%
(Pillar 1 requirement of 4.5%, combined capital buffers of 4.68% and 56.25% of 1.75% Pillar 2 requirement),
- _ a T1 requirement of 11.99%
(CET1 requirement plus Pillar 1 AT1 requirement of 1.5% and 18.75% of 1.75% Pillar 2 requirement) and
- _ a total own funds requirement of 14.43%
(Tier 1 requirement plus Pillar 1 T2 requirement of 2.0% and 25% of 1.75% Pillar 2 requirement).

Following the SREP 2019, Erste Group is expected to meet a Pillar 2 Guidance (P2G) of 1.0% valid as of 1 January 2020 onwards. The ECB press release of 12 March 2020¹² and 1 July 2021¹³ also indicated that the Pillar 2 Guidance need not be fully complied with temporarily by credit institutions during the current Covid-19 crisis. The Pillar 2 Guidance is not MDA (maximum distributable amount) relevant.

Overview of capital requirements and capital buffers

	Dec 20	Dec 21
Pillar 1		
Minimum CET 1 requirement	4.50%	4.50%
Minimum Tier 1 requirement	6.00%	6.00%
Minimum Own Funds requirement	8.00%	8.00%
Combined buffer requirement (CBR)	4.68%	4.68%
Capital conservation buffer	2.50%	2.50%
Countercyclical capital buffer	0.18%	0.18%
Systemic risk buffer	2.00%	1.00%
O-SII capital buffer	2.00%	1.00%
Minimum CET 1 requirement (incl.CBR)	9.18%	9.18%
Minimum Tier 1 requirement (incl.CBR)	10.68%	10.68%
Minimum Own Funds requirement (incl.CBR)	12.68%	12.68%
Pillar 2	1.75%	1.75%
Minimum CET1 requirement	0.98%	0.98%
Minimum T1 requirement	1.31%	1.31%
Minimum Own Funds requirement	1.75%	1.75%
Total CET 1 requirement for Pillar 1 and Pillar 2	10.16%	10.16%
Total Tier 1 requirement for Pillar 1 and Pillar 2	11.99%	11.99%
Total Capital requirement for Pillar 1 and Pillar 2	14.43%	14.43%

The combined buffer requirement consists of the capital conservation buffer, the countercyclical capital buffer, the systemic risk buffer and the O-SII capital buffer. Previously the combined buffer requirement was calculated as the sum of the capital conservation buffer, the countercyclical capital buffer and the maximum of the O-SII capital buffer or the systemic risk buffer.

As announced by the European Central Bank (ECB) in its press release on 12 March 2020 and 1 July 2021, Erste Group is not obliged to fully comply with the capital conservation buffer of 2.5% during the current Covid-19 crisis. In the 'Frequently Asked Questions - FAQs'¹⁴ published on 20 March 2020, however, the ECB states that the incomplete fulfillment of the combined buffer requirement leads to restrictions on distributions and banks are only allowed to make distributions within the limits of the maximum distributable amount (MDA).

Taking into account ECB's communication on the temporary capital relief measures with regard to the Pillar 2 requirement, the full usage of the capital conservation buffer as well as the Pillar 2 guidance (P2G), Erste Group's CET1 requirement amounts to 7.66%, its T1 requirement amounts to 9.49% and its total own funds requirement amounts to 11.93%.

¹² ECB Banking Supervision: <https://www.bankingsupervision.europa.eu/press/pr/date/2020/html/ssm.pr200312-43351ac3ac.en.html>

¹³ ECB Banking Supervision: <https://www.bankingsupervision.europa.eu/press/speeches/date/2021/html/ssm.sp210701-3f0230c51f.en.html>

¹⁴ ECB Banking Supervision: FAQs on ECB supervisory measures in reaction to the coronavirus (europa.eu)

Capital structure

in EUR million	Dec 20		Dec 21	
	Phased-in	Final	Phased-in	Final
Common equity tier 1 capital (CET1)				
Capital instruments eligible as CET1	2,337	2,337	2,337	2,337
Retained earnings	13,002	13,002	14,156	14,156
Accumulated other comprehensive income	-1,690	-1,690	-1,706	-1,706
Minority interest recognised in CET1	4,891	4,891	5,219	5,219
Common equity tier 1 capital (CET1) before regulatory adjustments	18,540	18,540	20,006	20,006
Own CET1 instruments	-63	-63	-263	-263
Prudential filter: cash flow hedge reserve	-36	-36	206	206
Prudential filter: cumulative gains and losses due to changes in own credit risk on fair valued liabilities	289	289	207	207
Prudential filter: fair value gains and losses arising from the institution's own credit risk related to derivative liabilities	-3	-3	-4	-4
Value adjustments due to the requirements for prudent valuation	-58	-58	-86	-86
Securitized assets with a risk weight of 1,250%	-29	-29	-33	-33
Goodwill	-544	-544	-550	-550
Other intangible assets	-720	-720	-392	-392
DTA that rely on future profitability and do not arise from temporary differences net of associated tax liabilities	-48	-48	-178	-178
IRB shortfall of credit risk adjustments to expected losses	0	0	0	0
CET1 capital elements or deductions – other	-270	-270	-109	-109
Common equity tier 1 capital (CET1)	17,057	17,057	18,804	18,804
Additional tier 1 capital (AT1)				
Capital instruments eligible as AT1	2,733	2,733	2,236	2,236
Instruments issued by subsidiaries that are given recognition in AT1	7	7	7	7
Additional tier 1 capital (AT1) before regulatory adjustments	2,740	2,740	2,243	2,243
Own AT1 instruments	-2	-2	-1	-1
AT1 instruments of financial sector entities where the institution has a significant investment	0	0	0	0
Additional tier 1 capital (AT1)	2,738	2,738	2,241	2,241
Tier 1 capital = CET1 + AT1	19,795	19,795	21,045	21,045
Tier 2 capital (T2)				
Capital instruments and subordinated loans eligible as T2	3,222	3,222	3,065	3,065
Instruments issued by subsidiaries recognised in T2	209	209	173	173
Transitional adjustments due to grandfathered T2 instruments and subordinated loans	0	0	50	0
IRB excess of provisions over expected losses eligible	467	467	522	522
Tier 2 capital (T2) before regulatory adjustments	3,899	3,899	3,811	3,760
Own T2 instruments	-50	-50	-47	-47
Standardised approach general credit risk adjustments	0	0	0	0
Tier 2 capital (T2)	3,848	3,848	3,763	3,713
Total own funds	23,643	23,643	24,808	24,758
Capital requirement	9,440	9,612	10,196	10,372
CET1 capital ratio	14.5%	14.2%	14.8%	14.5%
Tier 1 capital ratio	16.8%	16.5%	16.5%	16.2%
Total capital ratio	20.0%	19.7%	19.5%	19.1%

In accordance with Art. 26 (2) CRR the item 'retained earnings' and 'minority interest recognised in CET1' includes the profit of EUR 1,366 million approved by the ECB decision as of 9 February 2022. This profit is split into 'retained earnings' EUR 1,132 million (2020: EUR 451 million) and 'minority interest recognised in CET1' in an amount of EUR 234 million (2020: EUR 115 million).

The position CET1 elements or deduction – others includes the development of unaudited risk provisions during the year (EU No 183/2014) and insufficient coverage for non-performing exposures (NPE Backstop) covering the requirements from both Art. 36 para 1 (m) CRR in connection with Art. 47(c) CRR and the Addendum to the ECB Guidance to banks on non-performing loans: supervisory expectations for prudential provisioning of non-performing exposures.

The capital structure table above is based on the Commission Implementing Regulation (EU) No 2021/637 laying down implementing technical standards with regard to disclosure of own funds requirements. Positions, which are not relevant for Erste Group are not disclosed. Figures shown under full implementation (final) of Basel 3 consider the current CRR.

The consolidated financial statements have not been reviewed and noticed by the supervisory board and the financial statements of Erste Group Bank AG have not been reviewed by the supervisory board yet.

Likewise financial statements of single entities within the group have not been noticed by the supervisory board yet. In addition, no resolution on the appropriation of the profit has yet been made by the general meeting of the single entity.

In 2021 the implementation of the CRR2 resulted in the following effects on the credit RWA:

- The preferential treatment for retail loans with a permanent contract against the unconditional transfer of part of the borrower's pension or salary was the first time applied in Erste Group in the first quarter 2021. This regulation is valid since the second quarter of 2020 as part of the CRR quick fix. The implementation had a negligible impact on the credit RWA (decrease of EUR 2 million).

- _ With the second quarter 2021 two other regulatory provisions of the CRR2 came into force: the new exposure calculation (SA-CCR) for derivative exposures and a new treatment for collective investment undertakings (CIU). Both provisions had a negative effect on the credit RWA. The new exposure calculation for derivatives increased the respective credit RWA of the underlying derivative portfolio by EUR 0.36 billion. For CIUs the risk weight changed for instruments where a look through or the mandate-based approach could not be applied. The new fallback risk weight of 1250% leads to a RWA increase of EUR 0.17 billion.
- _ Starting with the third quarter 2021 Erste Group makes use of the prudential treatment of software assets according to EU Regulation No. 2020/2176. This has a positive effect on the regulatory capital as the difference between the cumulated prudential and the accounting amortization determines the deduction in CET1 capital. The difference to its accounting carrying amount is subject to a risk weight of 100%. This results in a lower capital deduction from CET1 of EUR 0.4 billion and increases Erste Group's RWA by the same amount as of 31 December 2021.

Erste Group reports since the end of the second quarter of 2017 on consolidated level an RWA-add-on in view of the calculation of risk-weighted assets for credit risk in Banca Comercială Română (BCR). Since the ECB decision in respect of the change in the IRB roll-out plan from 25 May 2020 the RWA add on amounts to EUR 2.1 billion. This RWA increase front-loads the expected difference in BCR between the treatments of exposures under the Standardised Approach compared to the treatment under IRB and is limited in time until the authorization of the IRB-approach in BCR.

Furthermore Erste Group reports on consolidated level since the third quarter 2017 – due to a decision of the European Central Bank in the context of its supervisory assessments in view of deficiencies in credit risk models for specialized lending – a RWA-Add-On of currently around EUR 1.3 billion until these deficiencies will be addressed in the course of an update of these models.

In February 2021, Erste Group received the approval from ECB to implement a material model change to its rating model used for its Financial Institutions portfolio, which led to a decrease in RWA in the first quarter 2021 of approx. EUR 0.3 billion.

Following the application from February 2019, Erste Group received on 26 May 2021 the ECB's final decision on the material model change related to the LGD model. The final decision requires the implementation of specific RWA add-ons with the go-live of the new model, which was considered starting with the second quarter of 2021. The implementation of the new model resulted thus in an increase of over EUR 2 billion in RWA on consolidated level.

The approval of the new group-wide PD estimation methodology was approved by the ECB in December 2019 with a limitation related to an application of a RWA add-on in the volume of EUR 0.6 billion as of December 2019. With the approval of the updated group wide default definition an additional add-on was imposed in the amount of EUR 0.1 billion as of December 2019.

The risk item other exposure amounts to EUR 2.7 billion as of 31 December 2021 and encompasses the BCR add-on (EUR 2.1 billion) and the new group-wide PD estimation methodology (EUR 0.6 billion). All other credit risk related add-ons are directly reflected in the RWA calculation for credit risk.

In order to mitigate the ramifications of the Covid-19 pandemic further, certain adjustments to the CRR and CRR 2 became effective on 27 June 2020 through EU Regulation No. 2020/873. The temporary treatment of a 0% risk weight on public debt issued in the EEA currency of another EU member state lead to an additional RWA relief in the amount of EUR -0.9 billion for the exposure in standardized approach and EUR -1.3 billion under the IRB treatment, respectively. The temporary treatment of 0% risk weight is valid until 31 December 2022. The temporary relief can be seen in the table 'Risk structure' below as the difference between the sub-tables 'phased- in' and 'final'.

On 15 March 2021 the ECB granted permission to revert to the use of the Standardised Approach for the exposures of Erste Group Bank AG classified as Specialised Lending Object Finance. The implementation of this change was performed in the second quarter of 2021 and resulted in an insignificant RWA reduction of approx. EUR 0.02 billion.

Following the finalization of the horizontal analysis of the ECB, a new decision complementing the initial TRIM (Targeted Review of Internal Models) Market risk decision from October 2018 was issued in February 2021. This follow-up decision required the implementation of multiplier factors, which led to an immaterial increase of the RWAs for market risk of approx. EUR 0.2 billion per 31 March 2021.

The AMA-model related add-on, which was implemented in the fourth quarter of 2018, has been removed after the respective confirmation from the regulator. This led to a RWA reduction of approximately EUR 0.7 billion on Erste Group's consolidated level in the first quarter 2021.

On 21 June 2021 the ECB granted permission to implement a material model change to the model used for the housing associations portfolio of Česká spořitelna, a.s. and Stavební spořitelna České spořitelny, a.s. Although the ECB decision contains two limitations, which impose an add-on to be added to the PD estimates of the model, the implementation of this model change led to a slight decrease in RWA of approx. EUR 0.17 billion.

Based on two applications submitted in 2019, the ECB granted permission to Slovenská sporiteľňa, a.s. for the step-back to Standardised Approach for the housing associations portfolio and approved to implement a material model change to the model used for small and medium enterprises. Both changes were implemented with a RWA increase of approx. EUR 0.23 billion in the fourth quarter 2021 .

Based on the application submitted in September 2021 an approval was granted by the ECB on 7 December 2021 regarding the exclusion of Structural Foreign Exchange (FX) positions from the calculation of the net open currency positions (Art. 352 (2) CRR). The implementation will be done in the first quarter of 2022 and is expected to lead to a net effect with a significant RWA increase.

Risk structure

in EUR million	Dec 20		Dec 21	
	Total risk (phased-in)	Capital requirement (phased-in)	Total risk (phased-in)	Capital requirement (phased-in)
Total Risk Exposure Amount	118,005	9,440	127,448	10,196
Risk weighted assets (credit risk)	95,923	7,674	105,869	8,470
Standardised approach	18,056	1,444	18,869	1,510
IRB approach	77,852	6,228	86,994	6,959
Contribution to the default fund of a CCP	15	1	7	1
Settlement Risk	1	0	0	0
Trading book, foreign FX risk and commodity risk	3,630	290	3,671	294
Operational Risk	14,813	1,185	14,786	1,183
Exposure for CVA	397	32	390	31
Other exposure amounts (incl. Basel 1 floor)	3,241	259	2,730	218

in EUR million	Dec 20		Dec 21	
	Total risk (final)	Capital requirement (final)	Total risk (final)	Capital requirement (final)
Total Risk Exposure Amount	120,151	9,612	129,647	10,372
Risk weighted assets (credit risk)	98,069	7,846	108,068	8,645
Standardised approach	18,065	1,445	19,809	1,585
IRB approach	79,988	6,399	88,252	7,060
Contribution to the default fund of a CCP	15	1	7	1
Settlement Risk	1	0	0	0
Trading book, foreign FX risk and commodity risk	3,630	290	3,671	294
Operational Risk	14,813	1,185	14,786	1,183
Exposure for CVA	397	32	390	31
Other exposure amounts (incl. Basel 1 floor)	3,241	259	2,730	218

34. Credit risk

Credit risk arises in Erste Group's traditional lending and investment businesses. It involves both credit losses incurred as a result of borrowers' default (Stage 3) and credit losses expected if default occurs either within 1 year (Stage 1) or at any time until maturity (Stage 2).

Stage 1 credit losses apply to non-defaulted credit risk exposures without significant increase in credit risk (SICR) since inception, whilst Stage 2 credit losses apply to non-defaulted credit risk exposures for which SICR is observed at the reporting date. It also involves credit losses due to counterparty risk from trading in instruments and derivatives bearing market risk. Country risk and related macro-economic forward-looking information is also considered in the calculation of credit risk.

Operative credit decisions are made by the credit risk management units in each of the banking subsidiaries locally and by Corporate Risk Management at group level.

In contrast to large corporates, banks and governments, managing credit risk in retail and SME involves dealing with a large number of relatively small exposures extended to private individuals, free professionals, entrepreneurs, or micro and small companies. Credit risk related to retail and SME loan portfolios is managed at group and at local entity level with a common interest in order to ensure regulatory compliant risk management practices and to provide customers with manageable loan facilities that are within their financial capacities and supported by underlying profitability.

The central database used for credit risk management is the Business Intelligence data warehouse (BI-DWH). All data relevant to credit risk management, performance management, and determination of risk-weighted assets and regulatory capital requirements is regularly loaded into this database. Relevant subsidiaries not yet integrated into the Group data pool regularly deliver reporting packages.

The Group Risk Reporting, Planning and Risk Cost Management department uses the BI-DWH in particular for centralised credit risk reporting. This ensures centralised analysis and application of ratios according to unified methods and segmentation across Erste Group as a whole. Credit risk reporting comprises regular reports on Erste Group's credit portfolio for external and internal recipients and permits continuous monitoring of credit risk developments, thus enabling management to take control measures. In-house recipients of these reports

include, above all, the supervisory and management boards of Erste Group Bank AG as well as the risk managers, business unit directors and internal audit staff.

Internal rating system

Erste Group has business and risk strategies in place that govern policies for lending and credit approval processes. These policies are reviewed at a minimum on an annual basis and adjusted if necessary. They cover the entire lending business, considering the nature, scope and risk level of the transactions and the counterparties involved. Credit approval considers individual information on the creditworthiness of the customer, the type of credit, collateral, covenant package and other risk mitigation factors involved.

The assessment of credit default risk within Erste Group is based on the customer's probability of default (PD). For each credit exposure and lending decision, Erste Group assigns an internal rating, which is a unique measure of the credit default risk. The internal rating of each customer is updated event-specific, however, at least once a year (annual rating review). Ratings of workout customers are reviewed with a higher frequency.

The main purpose of the internal ratings is to support the decision-making for lending and for the terms of credit facilities. Internal ratings also determine the level of credit approval authority within Erste Group and the monitoring procedures for existing exposures. At a quantitative level, internal ratings influence the level of required risk pricing, loss allowances and, where applicable, risk-weighted assets under Pillar 1 and 2.

For entities of Erste Group that use the internal ratings-based (IRB) approach, internal ratings are key input for the risk-weighted assets calculation. They are also used in the group's assessment of the economic capital requirements according to Pillar 2. For these purposes, a distinct PD value is assigned to each rating grade for its IRB portfolios within a calibration process that is performed individually for each rating method and each regional portfolio. PD values reflect a 12-month probability of default based on long-term average default rates per rating grade. The bank assigns margins of conservatism to the calculated PDs.

Internal ratings take into account all available significant information for the assessment of credit default risk. For non-retail borrowers, internal ratings take into account the financial strength of the counterparty, the possibility of external support, flexibility in corporate financing, general company information and external credit history information, where available. For retail clients, internal ratings are based mainly on payment behaviour versus the bank and, where applicable, credit bureau information, supplemented with information provided by the respective client and general demographic information. Rating ceiling rules on credit quality are applied based on membership in a group of economically related entities and the country of main economic activity (applicable to cross-border financing facilities).

Internal specialist teams develop and continuously improve internal rating models and risk parameters in cooperation with risk managers. All Pillar 1 and 2, as well as IFRS9 models are subject of an annual review of their estimates, considering the inclusion of most recent data in the estimation of risk parameters, as well as a regular cycle of full model review. Model development follows an internal group-wide methodological standard and utilises relevant data covering the respective market. In this way, Erste Group ensures the availability of rating models with the best possible prediction and discriminatory ability across its core regions.

The central Model Validation department is responsible for defining the validation methodologies and standards to be applied to all credit risk models within Erste Group as well as for conducting the validation activities across the whole Erste Group. All Pillar 1, material Pillar 2 and IFRS9 models are subject to an annual validation, while for non-material ones a regular validation cycle is implemented. Model Validation employs qualitative as well as quantitative validation methods to challenge conceptual soundness, performance and model use aspects. The validation outcomes are approved by the respective model committees and, in case of IRB models, shared with the regulatory bodies. In addition to the validation process, the group applies a regular monitoring process on the performance of IRB models, reflecting developments in new defaults and early delinquencies.

Approvals of all new models, model changes, changes to risk parameters within the group, changes in group-wide methodological standards and other model-related aspects are following a dual approval process within the Group – corresponding Holding and local model committee structures reflect joint responsibilities for decisions on Pillar 1 IRB and Pillar 2 credit risk models as well as on methodologies related to IFRS9 parameters. Responsibilities are assigned depending on model perimeter (group-wide or locally developed model). In this context, the following committees are established: Strategic Risk Executive Committee and Strategic Risk Management Committee (for more details see 'Group coordination of risk management activities' chapter).

Ultimate responsibility for all models used within the Group (at consolidated level) lies with the Group CRO. All model governance, development, validation, data management and monitoring activities are coordinated by the Credit Risk Methods division.

Credit risk classification

For the disclosure of asset quality Erste Group assigns each customer to one of the following four risk categories:

Low risk. Typically, regional customers with well-established and rather long-standing relationships with Erste Group or large internationally recognised customers. Very good to satisfactory financial position and low likelihood of financial difficulties relative to the respective

market in which the customers operate. Retail clients having long relationships with the bank, or clients with a wide product pool use. No relevant late payments currently or in the most recent 12 months. New business is generally done with clients in this risk category.

Management attention. Vulnerable non-retail clients, who may have overdue payments or defaults in their credit history or may encounter debt repayment difficulties in the medium term. Retail clients with possible payment problems in the past triggering early collection reminders. These clients typically have a good recent payment history.

Substandard. The borrower is vulnerable to short-term negative financial and economic developments and shows an elevated probability of failure. In some cases, restructuring measures are possible or already in place. As a rule, such loans are managed in specialised risk management departments.

Non-performing. One or more of the default criteria under Article 178 of the CRR are met, which include full repayment unlikely, interest or principal payments on a material exposure more than 90 days past due, restructuring resulting in a loss to the lender, realisation of a loan loss, or initiation of bankruptcy proceedings. Erste Group applies the customer view for all customer segments, including retail clients; if an obligor defaults on one deal then the customer's performing transactions are classified as non-performing as well. All non-performing exposures are also defaulted.

Based on the calibration of internal PDs (probabilities of default) for regulatory purposes to the default rates published by rating agencies, the equivalent external customer rating is used for the assignment to risk categories. For the agency ratings, average one-year default rates resulting from long-term time series are applied.

Credit risk review and monitoring

Retail Risk Management as well as Credit Risk Portfolio in cooperation with Corporate Risk Management conduct periodical reviews of the loan portfolio for each local entity to ensure an adequate portfolio quality and to monitor the compliance of local portfolios with the principles and parameters as stipulated by Erste Group's credit risk policies.

All credit limits and the transactions booked within the limits are reviewed at least once a year. Counterparty credit risk limits are monitored daily in an internal limit management system with remedial actions taken in case limits are exceeded.

A group-wide standardised early warning monitoring process is implemented to proactively identify negative developments. The early warning monitoring process for corporate clients is managed at group level by Credit Risk Portfolio and, at subsidiary level, by the local units responsible for corporate risk management, retail risk management and collections, for respective segments. When early warning signals are identified and validated, the overall client exposure and creditworthiness is reviewed, and adequate risk mitigating actions are taken if deemed necessary. Watch list review meetings are held on a regular basis to monitor customers with a poor credit standing and to discuss pre-emptive measures. For smaller enterprises (micro) and retail customers, the monitoring and credit review are based on an automated early warning system. In retail risk management, the early warning signals for adverse portfolio developments include, for instance, quality deterioration in new business or a decreasing collections effectiveness and require appropriate countermeasures. Additionally, the monitoring is performed for clients where early warning signals have been identified, even if they are still fulfilling their contractual repayment obligations.

Adverse portfolio developments regarding the non-performing and substandard loans portfolio of Erste Group are monitored, discussed and reported. In case of further negative developments clients are handled in specialized workout units aiming to minimize potential losses.

Credit risk exposure

Credit risk exposure relates to the sum of the following balance sheet items:

- _ cash and cash balances - demand deposits to credit institutions;
- _ debt instruments held for trading;
- _ non-trading debt instruments at fair value through profit or loss (FVPL);
- _ debt instruments at fair value through other comprehensive income (FVOCI);
- _ debt instruments at amortised cost (AC), other than trade and other receivables;
- _ trade and other receivables (for disclosure purposes in the tabular summaries below, any contract assets are also included in this category);
- _ finance lease receivables;
- _ debt instruments held for sale in disposal groups;
- _ positive fair value of hedge accounting derivatives;
- _ off-balance sheet exposures (primarily financial guarantees and undrawn loan commitments).

The credit risk exposure equates the gross carrying amount (or nominal value in the case of off-balance sheet positions) excluding:

- _ credit loss allowances for financial assets;
- _ credit loss allowances for loan commitments and financial guarantees;
- _ provisions for other commitments;
- _ any collateral held (including risk transfer to guarantors);

- _ netting effects;
- _ other credit enhancements;
- _ credit risk mitigating transactions.

Between the 31 December 2020 and 31 December 2021, the credit risk exposure increased from EUR 286,699 million to EUR 312,439 million. This is an increase of 9.0% or EUR 25,740 million.

Reconciliation between the gross carrying amount and the carrying amount of the credit risk exposure components

in EUR million	Credit risk exposure	Credit loss allowances	Adjustments	Net carrying amount
Dec 21				
Cash and cash balances - demand deposits to credit institutions	1,033	-1	0	1,033
Debt instruments held for trading	6,389	0	0	6,389
Non-trading debt instruments at FVPL	2,793	0	0	2,793
Debt securities	1,975	0	0	1,975
Loans and advances to banks	10	0	0	10
Loans and advances to customers	808	0	0	808
Debt instruments at FVOCI	8,655	-23	94	8,749
Debt securities	8,655	-23	94	8,749
Loans and advances to banks	0	0	0	0
Loans and advances to customers	0	0	0	0
Debt instruments at AC	233,402	-3,761	0	229,641
Debt securities	35,565	-15	0	35,551
Loans and advances to banks	20,998	-6	0	20,991
Loans and advances to customers	176,839	-3,740	0	173,099
Trade and other receivables	2,239	-87	0	2,152
Finance lease receivables	4,319	-111	0	4,209
Debt instruments held for sale in disposal groups	0	0	0	0
Positive fair value of hedge accounting derivatives	79	0	0	79
Off-balance sheet exposures	53,529	-544	0	-
Total	312,439	-4,527	94	255,044
Dec 20				
Cash and cash balances - demand deposits to credit institutions	1,140	-1	0	1,139
Debt instruments held for trading	6,322	0	0	6,322
Non-trading debt instruments at FVPL	2,736	0	0	2,736
Debt securities	2,048	0	0	2,048
Loans and advances to banks	0	0	0	0
Loans and advances to customers	687	0	0	687
Debt instruments at FVOCI	8,109	-25	280	8,389
Debt securities	8,109	-25	280	8,389
Loans and advances to banks	0	0	0	0
Loans and advances to customers	0	0	0	0
Debt instruments at AC	214,790	-3,850	0	210,940
Debt securities	29,594	-15	0	29,579
Loans and advances to banks	21,469	-3	0	21,466
Loans and advances to customers	163,727	-3,831	0	159,895
Trade and other receivables	1,405	-64	0	1,341
Finance lease receivables	4,235	-108	0	4,127
Debt instruments held for sale in disposal groups	0	0	0	0
Positive fair value of hedge accounting derivatives	205	0	0	205
Off-balance sheet exposures	47,758	-474	0	-
Total	286,699	-4,522	280	235,199

Credit loss allowances comprise impairments for financial assets measured at amortised cost (including finance lease and trade and other receivables) and at fair value through other comprehensive income (FVOCI), as well as credit loss allowances and provisions for off-balance sheet exposures. Adjustments refer to the fair value changes of the carrying amount for financial assets at FVOCI.

Breakdown of credit risk exposure

On the following pages the credit risk exposure is presented according to different segmentation criteria.

Credit risk exposure by counterparty sector and financial instrument

in EUR million	Cash and cash balances - demand deposits to credit institutions	Debt instruments held for trading	Non-trading debt instruments at FVPL	Debt instruments at FVOCI	At amortised cost					Debt instruments held for sale in disposal groups	Positive fair value of hedge accounting derivatives	Off-balance sheet exposures	Total
					Debt securities	Loans and advances to banks	Loans and advances to customers	Trade and other receivables	Finance lease receivables				
Dec 21													
Central banks	0	39	0	6	37	16,429	0	1	0	0	0	0	16,511
General governments	0	3,287	198	6,585	29,867	0	7,091	107	285	0	0	2,661	50,081
Credit institutions	1,033	2,500	561	867	4,707	4,569	0	25	3	0	78	942	15,286
Other financial corporations	0	207	1,076	256	176	0	4,209	31	84	0	1	2,800	8,841
Non-financial corporations	0	350	221	941	778	0	76,950	1,949	3,088	0	0	33,278	117,556
Households	0	6	737	0	0	0	88,589	126	859	0	0	13,848	104,165
Total	1,033	6,389	2,793	8,655	35,565	20,998	176,839	2,239	4,319	0	79	53,529	312,439
Dec 20													
Central banks	0	38	0	42	35	16,763	0	1	0	0	0	0	16,878
General governments	0	2,806	278	5,961	25,206	0	6,791	55	374	0	0	3,154	44,625
Credit institutions	1,140	2,914	625	944	3,510	4,707	0	29	4	0	204	852	14,928
Other financial corporations	0	146	999	205	146	0	3,727	28	73	0	1	2,235	7,560
Non-financial corporations	0	418	254	957	698	0	71,324	1,162	2,974	0	0	29,595	107,381
Households	0	1	579	0	0	0	81,885	130	810	0	0	11,922	95,327
Total	1,140	6,322	2,736	8,109	29,594	21,469	163,727	1,405	4,235	0	205	47,758	286,699

Contingent liabilities / Off-balance sheet exposures by product

in EUR million	Dec 20	Dec 21
Financial guarantees	6,426	6,796
Loan commitments	35,650	40,593
Other commitments	5,682	6,141
Total	47,758	53,529

Credit risk exposure by industry and risk category

in EUR million	Low risk	Management attention	Substandard	Non-performing	Total
Dec 21					
Agriculture and forestry	2,317	944	221	134	3,616
Mining	644	75	10	21	750
Manufacturing	17,211	2,763	644	687	21,306
Energy and water supply	4,525	850	96	48	5,519
Construction	10,455	2,780	316	306	13,856
Development of building projects	5,356	1,218	60	79	6,713
Trade	12,550	2,628	479	456	16,112
Transport and communication	6,880	1,473	299	182	8,834
Hotels and restaurants	3,341	1,673	404	332	5,750
Financial and insurance services	39,654	1,406	168	87	41,316
Holding companies	3,911	433	66	42	4,452
Real estate and housing	29,170	5,277	880	347	35,674
Services	13,962	1,904	362	418	16,646
Public administration	47,115	621	173	1	47,909
Education, health and art	3,108	629	105	61	3,903
Households	82,492	4,725	1,974	1,546	90,736
Other	410	34	67	0	511
Total	273,833	27,781	6,199	4,626	312,439
Dec 20					
Agriculture and forestry	2,080	830	253	125	3,289
Mining	742	63	4	23	832
Manufacturing	15,950	2,966	676	634	20,226
Energy and water supply	3,940	655	233	64	4,893
Construction	9,594	2,284	435	331	12,645
Development of building projects	4,909	976	94	69	6,048
Trade	10,754	2,702	575	513	14,544
Transport and communication	6,555	1,368	189	202	8,313
Hotels and restaurants	3,618	1,442	294	343	5,697
Financial and insurance services	37,653	1,557	364	37	39,611
Holding companies	2,415	693	73	16	3,197
Real estate and housing	26,262	4,982	1,344	377	32,965
Services	12,086	1,719	375	495	14,675
Public administration	41,937	387	46	1	42,370
Education, health and art	2,877	620	77	103	3,677
Households	74,640	4,507	1,662	1,593	82,403
Other	352	3	203	0	558
Total	249,041	26,086	6,731	4,841	286,699

With 87.6%, the low risk exposure has the highest share in total credit risk exposure, while management attention represents 8.9%. The substandard exposure contributes 2.0% and the non-performing category 1.5%.

From industry and financial instrument point of view, the highest exposure is represented by households in loans and advances to customers with EUR 77,446 million (2020: EUR 71,093 million), representing 24.8% (2020: 24.8%) from total exposure, followed by real estate and housing in loans and advances to customers with an exposure of EUR 30,447 million (2020: EUR 28,338 million) representing 9.7% (2020: 9.9%) from total and public administration in debt securities with an exposure of EUR 29,641 million (2020: EUR 25,013 million) representing 9.5% (2020: 8.7%) from total.

Credit risk exposure by region and risk category

The geographic analysis of credit risk exposure is based on the country of risk of borrowers and counterparties. It also includes obligors domiciled in other countries if the economic risk exists in the respective country of risk. Accordingly, the distribution by regions differs from the composition of the credit risk exposure by geographical operating segments of Erste Group.

in EUR million	Low risk	Management attention	Substandard	Non-performing	Total
Dec 21					
Core markets	238,499	24,809	5,538	4,049	272,894
Austria	112,060	11,775	1,674	1,866	127,375
Czech Republic	62,361	4,528	1,131	736	68,756
Slovakia	22,793	1,721	1,085	308	25,906
Romania	18,097	1,846	334	428	20,705
Hungary	12,972	1,272	617	204	15,065
Croatia	7,180	3,268	600	466	11,514
Serbia	3,035	400	97	41	3,574
Other EU	22,884	1,444	305	329	24,962
Other industrialised countries	6,973	394	42	68	7,477
Emerging markets	5,477	1,134	314	180	7,105
Southeastern Europe/CIS	3,021	806	186	139	4,152
Asia	1,999	97	30	29	2,155
Latin America	158	15	5	11	189
Middle East/Africa	299	215	93	2	609
Total	273,833	27,781	6,199	4,626	312,439
Dec 20					
Core markets	216,858	23,219	5,981	4,163	250,221
Austria	104,551	10,786	1,839	1,826	119,002
Czech Republic	52,874	6,075	1,194	642	60,784
Slovakia	20,738	1,487	1,594	409	24,229
Romania	17,217	1,837	397	455	19,905
Hungary	10,394	1,147	539	181	12,262
Croatia	8,446	1,513	305	622	10,885
Serbia	2,637	376	114	27	3,154
Other EU	20,704	1,153	311	463	22,631
Other industrialised countries	6,855	662	89	66	7,671
Emerging markets	4,624	1,053	350	149	6,175
Southeastern Europe/CIS	2,771	650	119	120	3,660
Asia	1,450	124	26	27	1,626
Latin America	138	12	8	1	159
Middle East/Africa	265	268	197	1	730
Total	249,041	26,086	6,731	4,841	286,699

Credit risk exposure by region and IFRS 9 treatment

in EUR million	Stage 1	Stage 2	Stage 3	POCI	Credit risk exposure (AC and FVOCI)	Not subject to IFRS 9 impairment	Total
Dec 21							
Core markets	226,304	32,447	3,839	349	262,938	9,956	272,894
Austria	103,493	18,810	1,831	42	124,176	3,199	127,375
Czech Republic	61,074	5,411	679	41	67,206	1,550	68,756
Slovakia	22,553	2,347	299	113	25,312	595	25,906
Romania	16,133	2,628	388	57	19,206	1,499	20,705
Hungary	11,202	1,283	163	66	12,714	2,351	15,065
Croatia	8,996	1,684	440	28	11,148	366	11,514
Serbia	2,853	283	38	2	3,177	397	3,574
Other EU	18,699	2,879	290	11	21,879	3,083	24,962
Other industrialised countries	5,391	848	47	11	6,297	1,180	7,477
Emerging markets	4,890	855	178	1	5,924	1,181	7,105
Southeastern Europe/CIS	3,020	516	137	1	3,675	477	4,152
Asia	1,273	168	29	0	1,470	685	2,155
Latin America	156	19	9	0	184	5	189
Middle East/Africa	442	152	2	0	595	14	609
Total	255,284	37,029	4,352	373	297,038	15,400	312,439
Dec 20							
Core markets	203,419	33,645	3,897	351	241,312	8,909	250,221
Austria	92,710	20,412	1,778	37	114,938	4,064	119,002
Czech Republic	54,645	4,789	614	34	60,082	702	60,784
Slovakia	20,270	3,006	319	111	23,706	523	24,229
Romania	15,069	2,711	406	69	18,254	1,652	19,905
Hungary	9,600	1,100	152	77	10,929	1,333	12,262
Croatia	8,654	1,331	604	22	10,611	274	10,885
Serbia	2,470	296	24	2	2,793	361	3,154
Other EU	15,697	3,078	371	55	19,201	3,431	22,631
Other industrialised countries	4,784	1,112	66	12	5,972	1,698	7,671
Emerging markets	4,301	821	146	1	5,269	907	6,175
Southeastern Europe/CIS	2,639	578	119	1	3,336	324	3,660
Asia	932	124	27	0	1,083	544	1,626
Latin America	82	67	0	0	149	10	159
Middle East/Africa	648	52	1	0	701	29	730
Total	228,200	38,655	4,480	419	271,754	14,945	286,699

Stage 1 and Stage 2 comprise not impaired credit risks while Stage 3 includes impaired credit risks. POCI (purchased or originated credit impaired) consists of credit risks already impaired when purchased or originated.

The defaulted part of POCI amounted to EUR 167 million (2020: EUR 274 million), the non-defaulted part to EUR 206 million (2020: EUR 145 million).

The credit risk exposure increased by EUR 8,373 million, or 7.0% in Austria, and by EUR 14,300 million, or 10.9% in the CEE core markets. In the other EU member states (EU 27 excluding core markets), the credit risk exposure increased by EUR 2,331 million, or 10.3%, while in the emerging markets the registered increase was EUR 930 million or 15.1%. Slight decrease was recorded in other industrialised countries (EUR -194 million, or -2.5%). In total, Erste Group's core markets and the EU accounted for 95.3% (2020: 95.2%) of credit risk exposure. At 2.3% (2020: 2.2%), the share of emerging markets remained of minor importance.

Credit risk exposure by reporting segment and risk category

The reporting of operating segments of Erste Group conforms to the internal management and control structure and is based on geographical segments in order to provide more comprehensive information the segmental reporting also comprises business segments.

Credit risk exposure by geographical operating segment and risk category

in EUR million	Low risk	Management attention	Substandard	Non-performing	Total
Dec 21					
Austria	145,492	14,367	2,142	2,426	164,428
EBOe & Subs.	44,404	3,646	558	602	49,210
Savings Banks	63,498	9,009	1,215	1,387	75,109
Other Austria	37,589	1,712	370	438	40,109
CEE	120,294	13,369	4,056	2,183	139,901
Czech Republic	64,315	4,884	1,230	767	71,197
Slovakia	19,538	1,607	1,097	297	22,539
Romania	16,352	1,729	334	458	18,872
Hungary	10,287	1,139	612	200	12,238
Croatia	7,402	3,627	687	421	12,139
Serbia	2,399	382	96	40	2,917
Other	8,048	45	0	17	8,110
Total	273,833	27,781	6,199	4,626	312,439
Dec 20					
Austria	135,415	13,923	2,200	2,533	154,072
EBOe & Subs.	41,761	3,512	566	615	46,455
Savings Banks	60,446	8,111	1,221	1,470	71,249
Other Austria	33,208	2,299	413	448	36,368
CEE	106,783	12,115	4,289	2,291	125,478
Czech Republic	53,910	6,034	1,405	684	62,033
Slovakia	17,707	1,439	1,455	411	21,012
Romania	15,361	1,737	396	481	17,975
Hungary	8,834	1,007	539	160	10,539
Croatia	8,907	1,535	380	529	11,351
Serbia	2,064	364	114	26	2,568
Other	6,842	48	242	17	7,149
Total	249,041	26,086	6,731	4,841	286,699

Credit risk exposure by geographical operating segment and IFRS 9 treatment

in EUR million	Credit risk exposure					Credit loss allowances				NPE coverage ratio		
	Stage 1	Stage 2	Stage 3	POCI	Not subject to IFRS 9 impairment	Stage 1	Stage 2	Stage 3	POCI	Stage 2	Stage 3	POCI
Dec 21												
Austria	127,109	24,314	2,360	55	10,590	-221	-663	-1,007	-1	2.7%	42.7%	1.7%
EBOe & Subs.	40,962	7,070	597	6	574	-48	-157	-218	0	2.2%	36.5%	0.2%
Savings Banks	59,909	11,496	1,355	48	2,300	-135	-349	-595	-1	3.0%	43.9%	1.9%
Other Austria	26,238	5,748	408	0	7,715	-38	-157	-194	0	2.7%	47.5%	0.0%
CEE	120,208	12,699	1,975	318	4,700	-327	-823	-1,288	-99	6.5%	65.2%	31.1%
Czech Republic	63,519	5,610	697	52	1,318	-118	-288	-435	-20	5.1%	62.3%	38.0%
Slovakia	19,402	2,130	291	113	602	-49	-119	-167	-33	5.6%	57.3%	29.4%
Romania	14,675	2,337	396	57	1,407	-69	-220	-304	-14	9.4%	76.7%	23.7%
Hungary	10,069	928	159	66	1,016	-24	-65	-86	-17	7.0%	54.5%	25.9%
Croatia	10,156	1,535	395	28	24	-55	-118	-273	-15	7.7%	69.0%	52.8%
Serbia	2,387	159	37	2	332	-13	-13	-24	0	8.2%	64.7%	21.4%
Other	7,966	16	17	0	111	-2	0	-16	0	0.3%	91.9%	0.0%
Total	255,284	37,029	4,352	373	15,400	-550	-1,486	-2,311	-100	4.0%	53.1%	26.7%
Dec 20												
Austria	114,235	26,033	2,452	72	11,278	-183	-685	-1,081	-4	2.6%	44.1%	5.4%
EBOe & Subs.	37,174	7,633	603	6	1,038	-41	-152	-233	0	2.0%	38.7%	0.1%
Savings Banks	53,972	12,669	1,431	50	3,126	-119	-371	-636	-4	2.9%	44.4%	7.8%
Other Austria	23,089	5,731	418	17	7,114	-23	-162	-212	0	2.8%	50.7%	0.0%
CEE	107,204	12,351	2,011	347	3,565	-280	-737	-1,333	-123	6.0%	66.3%	35.6%
Czech Republic	56,144	4,793	642	47	408	-100	-252	-429	-22	5.2%	66.9%	46.0%
Slovakia	17,413	2,709	302	130	459	-35	-140	-175	-58	5.2%	58.1%	44.4%
Romania	13,775	2,430	403	69	1,298	-53	-183	-299	-17	7.5%	74.2%	25.3%
Hungary	8,307	919	130	77	1,106	-22	-64	-79	-16	7.0%	60.8%	21.1%
Croatia	9,468	1,317	511	22	33	-57	-86	-332	-10	6.5%	65.1%	43.6%
Serbia	2,098	183	24	2	262	-12	-13	-18	-1	7.3%	78.6%	35.5%
Other	6,760	271	17	0	101	-1	-1	-16	0	0.5%	93.7%	0.0%
Total	228,200	38,655	4,480	419	14,945	-464	-1,424	-2,430	-127	3.7%	54.2%	30.4%

Credit risk exposure by business segment and risk category

in EUR million	Low risk	Management attention	Substandard	Non-performing	Total
Dec 21					
Retail	67,049	5,674	2,458	1,507	76,689
Corporates	75,274	12,318	2,359	1,693	91,644
Group Markets	18,398	392	23	2	18,815
ALM & LCC	49,356	359	144	19	49,878
Savings Banks	63,498	9,009	1,215	1,387	75,109
GCC	258	29	0	17	304
Total	273,833	27,781	6,199	4,626	312,439
Dec 20					
Retail	60,580	5,596	2,143	1,514	69,833
Corporates	66,644	11,727	2,747	1,819	82,936
Group Markets	16,522	384	224	1	17,131
ALM & LCC	44,527	223	155	20	44,925
Savings Banks	60,446	8,111	1,221	1,470	71,249
GCC	320	46	242	17	625
Total	249,041	26,086	6,731	4,841	286,699

Credit risk exposure by business segment and IFRS 9 treatment

in EUR million	Credit risk exposure					Credit loss allowances				NPE coverage ratio			
	Stage 1	Stage 2	Stage 3	POCI	Not subject to IFRS 9 impairment	Stage 1	Stage 2	Stage 3	POCI	Stage 2	Stage 3	POCI	
Dec 21													
Retail	65,736	8,584	1,458	105	806	-175	-515	-839	-28	6.0%	57.5%	27.0%	
Corporates	68,263	16,615	1,501	220	5,045	-207	-613	-841	-71	3.7%	56.1%	32.1%	
Group Markets	11,738	206	2	0	6,868	-17	-3	-1	0	1.6%	49.5%	0.0%	
ALM & LCC	49,443	126	19	0	290	-15	-5	-19	0	4.2%	99.7%	0.0%	
Savings Banks	59,909	11,496	1,355	48	2,300	-135	-349	-595	-1	3.0%	43.9%	1.9%	
GCC	195	2	17	0	90	-1	0	-16	0	1.9%	91.9%	0.0%	
Total	255,284	37,029	4,352	373	15,400	-550	-1,486	-2,311	-100	4.0%	53.1%	26.7%	
Dec 20													
Retail	59,028	8,461	1,461	118	763	-141	-478	-859	-34	5.6%	58.8%	29.0%	
Corporates	60,296	16,931	1,551	251	3,907	-182	-560	-901	-89	3.3%	58.1%	35.5%	
Group Markets	10,273	116	1	0	6,741	-6	-3	0	0	2.5%	6.2%	100.0%	
ALM & LCC	44,273	308	19	0	326	-16	-12	-19	0	3.8%	102.0%	0.0%	
Savings Banks	53,972	12,669	1,431	50	3,126	-119	-371	-636	-4	2.9%	44.4%	7.8%	
GCC	357	169	17	0	82	0	0	-16	0	0.1%	93.7%	0.0%	
Total	228,200	38,655	4,480	419	14,945	-464	-1,424	-2,430	-127	3.7%	54.2%	30.4%	

Non-performing credit risk exposure and credit loss allowances

For the definition of credit risk exposure classified as non-performing, please refer to the description of risk categories in the subsection 'Credit risk classification'. Credit risk allowances include credit loss allowances for financial assets, credit loss allowances for loan commitments and financial guarantees (all allowances within the scope of IFRS 9) and provisions for other commitments.

Credit loss allowances (all stages combined) covered 98.4% (2020: 93.5%) of the reported non-performing on-balance and off-balance credit risk exposure. For the portion of the non-performing credit risk exposure that is not covered by allowances, Erste Group assumes there are sufficient levels of collateral and expected other recoveries.

During 2021, the non-performing credit risk exposure decreased by EUR -215 million, or -4.4%, while the credit loss allowances for loans and advances together with credit loss allowances for loan commitments and financial guarantees remained at the same level. This development resulted in a moderate increase of 4.9 percentage points in the coverage of non-performing credit risk exposure by credit risk allowances.

The following tables show the coverage of the non-performing credit risk exposure by credit loss allowances (without taking into consideration collateral) as of 31 December 2021 and 31 December 2020. The differences in the credit allowance levels between the reporting segments result from the risk situation in the respective markets, different levels of collateralisation as well as the local legal environment and regulatory requirements.

The non-performing exposure ratio (NPE ratio) is calculated as the non-performing credit risk exposure divided by total credit risk exposure while the NPE coverage ratio is computed as total credit loss allowances (all allowances within the scope of IFRS 9) divided by non-performing credit risk exposure at AC and FVOCI. Collateral is not taken into account in the NPE coverage ratio.

Non-performing credit risk exposure by geographical operating segment and coverage by credit loss allowances and collateral

in EUR million	Non-performing		Credit risk exposure		Credit loss allowances	Collateral for NPE		NPE ratio		NPE coverage ratio	NPE collateralisation ratio	
	Total	AC and FVOCI	Total	AC and FVOCI	AC and FVOCI	Total	AC and FVOCI	Total	AC and FVOCI	AC and FVOCI	Total	AC and FVOCI
Dec 21												
Austria	2,426	2,391	164,428	153,838	-1,891	1,259	1,258	1.5%	1.6%	79.1%	51.9%	52.6%
EBOe & Subs.	602	600	49,210	48,635	-422	349	349	1.2%	1.2%	70.4%	58.1%	58.2%
Savings Banks	1,387	1,383	75,109	72,809	-1,080	747	746	1.8%	1.9%	78.1%	53.8%	54.0%
Other Austria	438	408	40,109	32,394	-389	163	162	1.1%	1.3%	95.3%	37.2%	39.7%
CEE	2,183	2,112	139,901	135,201	-2,538	818	812	1.6%	1.6%	120.2%	37.5%	38.5%
Czech Republic	767	745	71,197	69,878	-860	220	220	1.1%	1.1%	115.5%	28.6%	29.5%
Slovakia	297	297	22,539	21,936	-368	152	152	1.3%	1.4%	124.1%	51.2%	51.2%
Romania	458	419	18,872	17,465	-606	141	141	2.4%	2.4%	144.8%	30.8%	33.7%
Hungary	200	191	12,238	11,222	-192	110	104	1.6%	1.7%	100.4%	55.0%	54.4%
Croatia	421	421	12,139	12,114	-461	186	186	3.5%	3.5%	109.3%	44.2%	44.2%
Serbia	40	39	2,917	2,586	-50	9	9	1.4%	1.5%	128.6%	23.0%	23.3%
Other	17	14	8,110	7,999	-18	8	6	0.2%	0.2%	122.7%	48.4%	38.6%
Total	4,626	4,517	312,439	297,038	-4,446	2,085	2,075	1.5%	1.5%	98.4%	45.1%	45.9%
Dec 20												
Austria	2,533	2,500	154,072	142,793	-1,953	1,209	1,207	1.6%	1.8%	78.1%	47.7%	48.3%
EBOe & Subs.	615	606	46,455	45,417	-426	326	326	1.3%	1.3%	70.3%	53.1%	53.8%
Savings Banks	1,470	1,459	71,249	68,122	-1,130	751	748	2.1%	2.1%	77.4%	51.1%	51.3%
Other Austria	448	434	36,368	29,254	-397	132	132	1.2%	1.5%	91.4%	29.6%	30.4%
CEE	2,291	2,238	125,478	121,913	-2,474	802	801	1.8%	1.8%	110.5%	35.0%	35.8%
Czech Republic	684	682	62,033	61,625	-803	181	181	1.1%	1.1%	117.6%	26.5%	26.6%
Slovakia	411	411	21,012	20,553	-408	145	145	2.0%	2.0%	99.3%	35.3%	35.3%
Romania	481	436	17,975	16,677	-552	162	162	2.7%	2.6%	126.7%	33.8%	37.2%
Hungary	160	156	10,539	9,433	-182	93	93	1.5%	1.7%	116.6%	58.4%	59.4%
Croatia	529	528	11,351	11,318	-485	216	216	4.7%	4.7%	91.8%	40.9%	40.9%
Serbia	26	25	2,568	2,307	-44	4	4	1.0%	1.1%	174.0%	14.0%	14.2%
Other	17	15	7,149	7,048	-18	8	6	0.2%	0.2%	126.6%	47.3%	39.4%
Total	4,841	4,753	286,699	271,754	-4,446	2,019	2,013	1.7%	1.7%	93.5%	41.7%	42.4%

Non-performing credit risk exposure by business segment and coverage by credit loss allowances and collateral

in EUR million	Non-performing		Credit risk exposure		Credit loss allowances	Collateral for NPE		NPE ratio		NPE coverage ratio	NPE collateralisation ratio	
	Total	AC and FVOCI	Total	AC and FVOCI	AC and FVOCI	Total	AC and FVOCI	Total	AC and FVOCI	AC and FVOCI	Total	AC and FVOCI
Dec 21												
Retail	1,507	1,501	76,689	75,882	-1,557	616	610	2.0%	2.0%	103.7%	40.9%	40.6%
Corporates	1,693	1,598	91,644	86,598	-1,732	712	711	1.8%	1.8%	108.4%	42.1%	44.5%
Group Markets	2	2	18,815	11,947	-22	2	2	0.0%	0.0%	>500.0%	88.2%	88.4%
ALM & LCC	19	19	49,878	49,588	-40	0	0	0.0%	0.0%	207.5%	0.0%	0.0%
Savings Banks	1,387	1,383	75,109	72,809	-1,080	747	746	1.8%	1.9%	78.1%	53.8%	54.0%
GCC	17	14	304	214	-17	8	6	5.6%	6.7%	116.9%	48.4%	38.6%
Total	4,626	4,517	312,439	297,038	-4,446	2,085	2,075	1.5%	1.5%	98.4%	45.1%	45.9%
Dec 20												
Retail	1,514	1,513	69,833	69,070	-1,512	602	602	2.2%	2.2%	99.9%	39.8%	39.8%
Corporates	1,819	1,746	82,936	79,030	-1,731	658	657	2.2%	2.2%	99.2%	36.2%	37.7%
Group Markets	1	1	17,131	10,390	-9	0	0	0.0%	0.0%	>500.0%	0.0%	0.0%
ALM & LCC	20	19	44,925	44,599	-47	0	0	0.0%	0.0%	249.7%	0.4%	0.4%
Savings Banks	1,470	1,459	71,249	68,122	-1,130	751	748	2.1%	2.1%	77.4%	51.1%	51.3%
GCC	17	15	625	543	-16	8	6	2.7%	2.7%	111.4%	47.3%	39.4%
Total	4,841	4,753	286,699	271,754	-4,446	2,019	2,013	1.7%	1.7%	93.5%	41.7%	42.4%

Expected credit loss measurement

The general principles and standards for credit loss allowances are governed by internal policies in Erste Group. According to IFRS 9, credit loss allowances are calculated for all components of credit risk exposures which are measured at amortised cost (AC) or at fair value through other comprehensive income. They include debt securities, loans and advances, demand deposits on nostro accounts with commercial banks as well as finance lease and trade receivables. In addition, credit loss allowances are calculated for loan commitments and financial guarantees if they meet the applicable IFRS 9 definitions.

Classification into stages and definition of credit-impaired financial instruments

There are three main stages outlined for expected credit loss (ECL) determination. The stages approach applies to financial instruments within the scope of the impairment requirements of IFRS 9 and those that are not categorised as purchased or originated credit impaired financial assets (POCI), which form a category of their own. Depending on the impairment status and the assessment of the development of credit risk, these financial instruments are assigned to one of the three stages.

Stage 1 includes not credit-impaired financial instruments at initial recognition and not credit-impaired financial instruments without a significant increase in credit risk (SICR) since initial recognition, irrespective of their credit quality, or subject to the 'low risk exemption' allowed by IFRS 9. Financial instruments in Stage 1 have their ECL measured at an amount equal to the portion of lifetime expected credit losses that result from default events possible within the next 12 months.

Stage 2 includes not credit-impaired financial instruments with a significant increase in credit risk since initial recognition and not subject to the 'low credit risk exemption' allowed by IFRS 9, and not credit-impaired financial instruments if a PD curve valid at initial recognition was missing at the time of the implementation of IFRS 9 according to IFRS 9.7.2.20. Also, Stage 2 includes trade receivables without significant financing component to which the 'simplified approach' is applied mandatorily based on IFRS 9 requirements. In stage 2, the credit loss allowances are calculated as lifetime ECL. In the case of drawings by non-defaulted customers on previously committed credit lines, the whole exposure (on-balance and off-balance) is categorised as either Stage 1 or Stage 2, depending on the development of credit risk between the commitment date and the drawing date.

Stage 3 includes financial instruments that are credit-impaired at the reporting date but were not credit-impaired at initial recognition. In principle, a financial instrument becomes credit-impaired when the customer defaults. The default definition applied in Erste Group has been developed in accordance with EBA/GL/2016/07 'Guidelines on the application of the definition of default under Article 178 of Regulation (EU) No 575/2013' and 'Commission Delegated Regulation (EU) 2018/171 of 19 October 2017 on supplementing Regulation (EU) No 575/2013 of the European Parliament and of the Council with regard to regulatory technical standards for the materiality threshold for credit obligations past due'. The definition specifies the rules for default contagion across groups of connected clients and clarifies the concept of technical default. Erste Group generally applies a customer view in applying the default definition, which leads to an impairment of all claims even if the customer defaults only on one of several transactions ('pulling effect'). On the other hand, an upgrade to a non-defaulted rating grade implies that the total exposure ceases to be impaired. In stage 3, credit loss allowances are calculated as lifetime ECLs.

POCI includes financial instruments that were credit-impaired at initial recognition, irrespective of whether they are still credit-impaired at the reporting date. Expected credit losses against POCI exposures are always calculated on a lifetime basis (cumulative changes in lifetime ECL since initial recognition) and are reflected in the credit-adjusted effective interest rate at initial recognition. As a result, no loss allow-

ance is recognised at inception. Subsequently, only adverse changes in lifetime expected credit losses after the initial recognition are recognised as loss allowance, whilst favourable changes are recognised as impairment gains increasing the gross carrying amount of the POCI financial assets.

Significant increase in credit risk determination

Assessment of significant increase in credit risk (SICR) of financial instruments as at the reporting date since initial recognition is one of the key drivers affecting the amount of the ECL recognised based on IFRS 9 requirements. In this respect, across portfolios and product types, quantitative and qualitative indicators are defined for assessing SICR, including the indicator of 30 days-past-due (DPD).

Erste Group methodology allows introduction of the cure periods for migrations back to stage 1 from stage 2 in addition to those already established in general credit risk practices (forbearance, watch lists, default). They are rarely applied, only in specific countries for specific criteria without significant effect on the overall expected credit loss or stage 2.

Quantitative criteria. Quantitative SICR indicators include adverse changes in lifetime probability of default with significance being assessed by comparison to the thresholds. The bank has established thresholds for significant increases in credit risk based on both a percentage (relative) and absolute change in PD compared to initial recognition. SICR occurs for a particular financial instrument, when both the relative and the absolute thresholds are breached.

The relative measure is calculated as a ratio between current annualised LT PD and annualised LT PD value on initial recognition, considering remaining maturity of the instrument. Cumulative LT PD comparison can be used for simplification according to Erste Group methodology; however, such approach is rarely used. The breach means that such ratio has reached or is higher than the established threshold. These relative thresholds for SICR assessment are established at PD segment level or client rating level for each consolidated entity, as necessary, and are subject to initial and on-going validation.

Relative thresholds for SICR assessment by geographical operating segment

	Threshold interval (x times)	
	Min	Max
Dec 21		
Austria	1.13	2.37
EBOe & Subs.	1.13	2.37
Savings Banks	1.13	2.37
Other Austria	1.13	2.37
CEE	1.03	4.08
Czech Republic	1.13	3.59
Slovakia	1.13	4.08
Romania	1.13	3.37
Hungary	1.13	3.21
Croatia	1.13	3.13
Serbia	1.03	3.47
Total	1.03	4.08
Dec 20		
Austria	1.13	2.37
EBOe & Subs.	1.13	2.37
Savings Banks	1.13	2.37
Other Austria	1.13	2.37
CEE	1.03	4.08
Czech Republic	1.13	3.59
Slovakia	1.13	4.08
Romania	1.13	3.37
Hungary	1.13	3.21
Croatia	1.13	3.13
Serbia	1.03	3.47
Total	1.03	4.08

Thresholds might seem to show high dispersion, but they are driven mainly by regional and rating diversity. Regions with higher credit quality portfolios have lower thresholds than those with lower credit quality portfolios. The minimal threshold in almost all regions of 1.13 refers to sovereign rating classes that are centrally established. The average threshold of the Group is between 2 and 3.

There are certain portfolios where SICR quantitative criteria are assessed based on the ratings rather than PDs. Predefined rating notches' downgrade leads to SICR recognition. These rules are applied primarily to leasing and factoring business receivables.

Erste Group has not significantly recalibrated relative thresholds since IFRS9 implementation. They are kept stable as one of the most significant estimates in ECL measurement. Validation finding or significant change of PD models would lead to thresholds' recalibration. There were re-estimations only for individual entities and portfolios.

The absolute threshold refers to difference of LT PD on initial recognition and current LT PD (annualized or cumulative values). It is set to a maximum of 50 bps and serves as a backstop for migrations between the best ratings (LT PDs considered for remaining maturity). In such cases, relative thresholds may be breached, however overall LT PD is very low, and therefore SICR is not triggered.

Qualitative criteria. Qualitative SICR indicators include forbearance-type flags (identification of regulatory forbearance), work-out transfer flags (when the account starts being monitored by the work-out department), information from the early-warning system (if it is not sufficiently considered in the rating) and fraud indicators. The assignment of some of the qualitative indicators inherently relies on experienced credit risk judgment being exercised adequately and in a timely manner. The related group-wide and entity-level credit risk controlling policies and procedures (adapted as necessary in the light of transition to IFRS 9) ensure the necessary governance framework. These indicators are used internally for identification of insolvency or increased probability that a borrower will enter bankruptcy and there is increased risk of default in the foreseeable future.

Besides the qualitative indicators defined on a client level, the assessment of a significant increase in credit risk is performed on a portfolio level if the increase in credit risk on individual instruments or at a client level is available only with a certain time lag or is observable exclusively on a portfolio level. Erste Group has introduced additional portfolio level SICR assessment criteria due to Covid-19 pandemic and related economic impacts. Please see Covid-19 disclosures in the next chapter.

Examples are stage 2 overrides for parts of Swiss franc retail portfolio or in case of high LTV loans resulting from a specific law in Romania (clients are allowed to give up on real estate collateral against waiver of principal).

Backstop. A backstop is applied, and the financial instruments are considered to have experienced a SICR if the borrower is more than 30 days past due on contractual payments. As observed during validation, this does not represent a major trigger for Stage 2 classification.

Low credit risk exemption. The 'low credit risk exemption' allowed by IFRS 9 for 'investment grade' assets or other assets deemed 'low risk' (and resulting in 12 months expected credit losses being calculated irrespective of SICR quantitative measures) has been implemented with limitations in Erste Group. Thus, the potential activation of this exemption is limited to particular types of debt instruments and counterparty categories, and only if supported by sufficient 'low risk' evidence. On this basis, the 'low risk exemption' is applied in special cases to debt security exposures and only exceptionally to loans.

As of 31 December 2021, low credit risk exemption is applied only to debt securities in the Czech subsidiary (Česká spořitelna) and sovereign exposures in the Romanian subsidiary (Banca Comercială Română). In Česká spořitelna, the corresponding exposure amounted to EUR 14.2 billion (2020: EUR 10.5 billion) with PDs interval of 0.01%-0.3%. In Banca Comercială Română, the respective exposure amounted to EUR 5.1 billion (2020: EUR 4.5 billion) with PD 0.1%.

Measuring ECL – explanation of inputs and measurement

Credit loss allowances are calculated individually or collectively.

The individual calculation approach is applied in case of exposures to significant defaulted customers in Stage 3 or POCI. It consists in the individual assessment of the difference between the gross carrying amount and the present value of the expected cash flows, which are estimated by workout or risk managers. The discounting of the cash flows is based on the effective interest rate (POCI: credit-adjusted effective interest rate). However, the discount rate for financial guarantees shall reflect the current market assessment of the time value of money and the risks that are specific to the cash flows which in Erste Group's implementation means using a risk-free rate as a proxy.

A defaulted customer is classified as individually significant if the total on- and off-balance exposure exceeds a predefined materiality limit. Otherwise, the customer is considered insignificant, and a rule-based (collective) approach is used for the calculation of the related credit loss allowance as the product of gross carrying amount and LGD, where the LGD depends on characteristics such as time in default or the stage of the workout process.

For exposures to non-defaulted customers (i.e. in Stage 1 and Stage 2), collective allowances are calculated according to a rule-based approach irrespective of the significance of the customer. The calculation of collective allowances requires grouping the related exposures into homogenous clusters on the basis of shared risk characteristics. The grouping criteria may differ based on the customer segment (retail, corporate) and include product type, collateral type, repayment type, loan to value band, and credit rating band.

The calculation of credit loss allowances is done on a monthly basis on a single exposure level and in the contractual currency of the exposure. To compute the collective credit loss allowance, Erste Group applies an expected credit loss (ECL) model based on a three-stage approach that leads to either a 12-month ECL or to a lifetime ECL. ECL is the discounted product of exposure at default (EAD) that also includes a credit conversion factor in the case of off-balance sheet exposures, probability of default (PD) and loss given default (LGD), defined as follows:

- _ PD represents the likelihood of a borrower defaulting on its financial obligation (per definition of default below), either over next 12 months (1Y PD) for Stage 1 exposures or over the remaining lifetime (LT PD) for Stage 2 and 3 and POCI exposures.

- _ EAD is based on the amounts Erste Group expects to be owed at the time of default, over next 12 months (1Y EAD) for Stage 1 exposures, or over the remaining lifetime (LT EAD) for Stage 2 and 3 and POCI exposures. The estimation includes current balance, expected repayments and expected drawings up to the current contractual limit by the time of default.
- _ LGD represents the Erste Group's expectation of the extent of loss on a defaulted exposure. LGD varies by type of counterparty, type and seniority of claim and availability of collateral or other credit support. LGD is expressed as a percentage loss per unit exposure at the time of default (EAD).

Life-time parameters

The LT PD is developed through observation of historical defaults from initial recognition through the lifetime of the loans. It is assumed to be the same across all assets in the same portfolio and rating band.

The 1Y and LT EADs are determined based on the expected payment profiles, which vary by product type. The LT EAD calculation utilises repayment schedule or repayment type (annuity, linear, bullet). In the case of undrawn commitments, credit conversion factor is estimated for reflecting the expected credit exposure in the EAD.

The LGD is estimated as a lifetime curve for any point in time, based on historical loss observations.

The risk parameters used in the ECL calculation take into account available information at the reporting date about past events, current conditions and forecasts on future economic trends. Generally, the risk parameters applied in the calculation of collective allowances differ from the risk parameters compliant with capital requirement regulations, calculated on a through-the-cycle basis, if the characteristics of the respective portfolio in combination with IFRS standards necessitate this.

Incorporation of forward-looking information

Parameters are determined to reflect the risk as a 'point-in-time' measure and with consideration of forward-looking information (FLI). This results in using a baseline forecast and a number of alternative scenarios for selected macroeconomic variables. The alternative scenarios are derived, together with their probabilities of occurrence, as a deviation from baseline forecasts. The baseline forecasts are, with a few exceptions, internally determined by Erste Group's research department. Given multiple scenarios, the 'neutral' PDs (and, with a few exceptions, also LGDs) are adjusted using macro models that link relevant macroeconomic variables with risk drivers. The same macro-shift models as for external and internal stress test are used. Forward-looking information is incorporated for first three years of ECL measurement. Measurement of the parameters for the remaining lifetime returns to through-the-cycle observations immediately in year four.

Thus, the unbiased probability weighted ECL considering FLI is derived using the weights representing the probability of occurrence of each macroeconomic scenario. Typical macroeconomic variables may include real gross domestic product, unemployment rate, inflation rate, production index as well as market interest rates. The selection of variables also depends on the availability of reliable forecasts for the given local market. Nevertheless, the main indication of estimated economic development is the GDP development. The bank is disclosing sensitivity of the staging and ECL on macro scenarios in the Covid-19 section below.

Following factors, materializing at the end of 2021 led us to assign 40% probability of occurrence to baseline forecast that could not fully reflect them:

- _ new variant (omicron),
- _ increasing inflation through-the region with potential effect on the increasing interest rates and
- _ unstable development of the geo-political situation – conflict Ukraine/Russia – that can as well effect energy prices.

The specific situation of the Covid-19 pandemic and extensive supporting measures led to delayed observation of the defaults. Erste Group addressed it with the lagging of the macroeconomic variables in credit risk parameters. Therefore, variables of 2020 and 2021 were included as additional predictors for future values of credit risk parameters.

Baseline, upside and downside scenarios of GDP growth by geographic region

	Scenario	Probability weights			GDP growth in %		
		2021-2023	2020	2021	2022	2023	
Dec 21							
Austria	Upside	1%	-6.2	5.9	6.1	3.8	
	Baseline	40%	-6.2	4.4	4.6	2.3	
	Downside	59%	-6.2	-1.7	2.0	0.1	
Czech Republic	Upside	11%	-5.8	4.1	5.7	6.4	
	Baseline	40%	-5.8	2.4	4.0	4.7	
	Downside	49%	-5.8	-2.3	0.5	1.8	
Slovakia	Upside	17%	-4.8	4.9	6.1	5.6	
	Baseline	40%	-4.8	3.0	4.2	3.7	
	Downside	43%	-4.8	-2.5	-0.0	0.8	
Romania	Upside	14%	-3.7	9.0	6.6	7.6	
	Baseline	40%	-3.7	6.4	4.0	5.0	
	Downside	46%	-3.7	-1.7	-0.5	2.0	
Hungary	Upside	6%	-5.0	7.8	5.8	5.6	
	Baseline	40%	-5.0	6.7	4.7	4.5	
	Downside	54%	-5.0	0.1	1.3	2.3	
Croatia	Upside	4%	-8.0	12.4	10.8	9.9	
	Baseline	40%	-8.0	8.7	4.8	4.5	
	Downside	56%	-8.0	-1.0	-1.2	1.0	
Serbia	Upside	9%	-1.0	8.6	6.1	6.1	
	Baseline	40%	-1.0	7.0	4.5	4.5	
	Downside	51%	-1.0	0.4	1.1	2.5	
Dec 20							
Austria	Upside	1%	-7.6	5.0	3.9	3.3	
	Baseline	40%	-7.6	3.4	2.3	1.7	
	Downside	59%	-7.6	-2.1	1.0	-0.1	
Czech Republic	Upside	4%	-7.7	5.5	7.3	6.4	
	Baseline	40%	-7.7	3.9	5.7	4.8	
	Downside	56%	-7.7	-1.7	1.2	1.7	
Slovakia	Upside	25%	-7.1	8.2	6.7	6.4	
	Baseline	35%	-7.1	6.0	4.5	4.2	
	Downside	40%	-7.1	-1.2	-0.0	0.9	
Romania	Upside	18%	-5.9	5.3	7.1	7.3	
	Baseline	40%	-5.9	2.7	4.5	4.7	
	Downside	42%	-5.9	-3.6	-0.2	1.9	
Hungary	Upside	6%	-6.4	5.1	6.6	5.2	
	Baseline	40%	-6.4	3.9	5.4	4.0	
	Downside	54%	-6.4	-1.3	1.6	2.0	
Croatia	Upside	8%	-9.9	8.2	9.0	9.1	
	Baseline	40%	-9.9	5.2	3.6	4.0	
	Downside	52%	-9.9	-2.5	-1.4	0.9	
Serbia	Upside	15%	-1.3	6.3	5.3	5.8	
	Baseline	40%	-1.3	5.0	4.0	4.5	
	Downside	45%	-1.3	-0.5	0.9	2.6	

Variables of crisis year 2020 have the same values across all three scenarios. Values of 2021 will be updated during next year in line with statistical office publication, similarly as 2020 values got updated during 2021.

In order to reflect on the higher volatility of macro-economic variables estimates and significantly higher downward risk of macro-economic recovery due to current developments of the Covid-19 pandemics and other risk factors the probability of occurrence of a conservative downside scenario was given a relatively high weight.

Erste Group recognizes additional challenges caused by the ESG (environmental, social and governance) risks. The bank is in the process of analyses how these risks can be incorporated into ECL measurement. In the Risk Materiality Assessment, climate and environment-related risks are overall assessed as medium and therefore classified as material, but they are expected to generate more impact on credit risk in the medium to long run. Therefore, in the short-term Erste Group did not include additional overlays for ESG risks for year-end 2021 in our calculations of ECL.

Covid-19

The Covid-19 pandemic has been causing high uncertainty in the global economy and on the global markets. Social distancing rules and lockdown restrictions imposed by governments led to economic slow-down and a significant drop of revenues across industries. Unprecedented state aid packages (e.g. state guarantees, bridge financing, the state temporarily paying workers' salaries to avoid redundancies, hardship funds for one-person and micro businesses) and moratoria programs were introduced in all of Erste Group's core markets to support citizens and companies. Especially in light of the vaccination progress, restricting measures were step by step reduced and economic development gained again momentum. The medium and long-term effect on the asset quality of the banking sector has still to be seen.

Effect on customers

Immediately upon the crisis showing severe economic impacts in our region (governmental decisions on lockdowns in countries of Erste Group perimeter), initiatives were started aiming to, on the one hand support Erste Group's clients to the utmost extent, and on the other hand, manage the respective risks and bearing the responsibility of Erste Group towards all stakeholders in mind.

The measures differed from country to country as they had to be based on the legislative steps taken by the respective governments. Nevertheless, Erste Group gave a guidance to the entities in respect of underwriting, reporting and classification processes. Whereas overall valid state-moratoria were applied only in some countries, as e.g. in Hungary and Serbia, other measures like short-term deferrals or financial support schemes with public or state guarantees were offered in all countries. In addition to programmes with standard parameters that were defined at a very early stage of the crisis and should support an efficient processing, also individual solutions were agreed with clients that did not meet all predefined requirements. In the meantime, significant majority of the (governmental) support measures expired without resulting in a severe negative effect on the portfolio quality.

Credit risk exposure of non-financial corporations by industry – measures applied in response to the Covid-19 crisis

in EUR million	Loans and advances subject to EBA-compliant moratoria	Other loans and advances subject to Covid-19-related forbearance measures	Newly originated loans and advances subject to public guarantee schemes in the context of the Covid-19 crisis
Dec 21			
Agriculture and forestry	-	5	72
Mining	-	-	8
Manufacturing	0	13	798
Energy and water supply	-	0	25
Construction	0	4	159
Trade	0	5	637
Transport and communication	4	17	353
Hotels and restaurants	0	82	188
Financial and insurance services	-	-	0
Real estate and housing	2	61	20
Services	1	10	200
Public administration	0	0	0
Education, health and art	0	2	43
Total	8	199	2,502
Dec 20			
Agriculture and forestry	54	1	31
Mining	0	-	5
Manufacturing	274	15	514
Energy and water supply	9	-	19
Construction	45	12	125
Trade	116	22	416
Transport and communication	96	4	235
Hotels and restaurants	497	17	164
Financial and insurance services	17	-	0
Real estate and housing	369	63	14
Services	90	1	181
Public administration	0	-	-
Education, health and art	17	18	35
Total	1,583	155	1,739

Loans and advances of non-financial corporations to which the measures applied in the response to Covid-19 were granted and are currently valid (have not been expired), amounted to EUR 2.7 billion. Manufacturing, trade, followed by transport and communication and services accounted for the highest volumes. 92% of this amount referred to newly originated loans and advances subject to public guarantee schemes, with a usual maturity between two and five years. Government support programs in the form of state and institutional guarantees were at the beginning strongly used in Austria. In 2021 also the CEE-countries used such programmes to a significantly higher extent, which led to a significant increase of the outstanding amount as of 31 December 2021.

Loans and advances of households to which the measures applied in the response to Covid-19 were granted and are currently valid (have not been expired), amounted to EUR 388 million.

Besides measures disclosed in the table above, as a direct response to Covid-19 crisis additional measures that do not meet the forbearance criteria were approved amounting to EUR 3.2 billion.

Effect on business

In March 2020, risk management and business divisions started a joint initiative aiming to quickly provide a harmonised guidance for a focused industry approach within Erste Group, reflecting the changed economic environment. Industries and sub-industries were categorised

into critical, high, medium or low risk according to the expected impacts from Covid-19 based on a combination of research material, feedback collected from client meetings and single name analyses, both centrally as well as in the entities.

Main driver for assigning an industry classification was the assessment of impacts of the crisis on the specific (sub)industry. The classifications are regularly reviewed on a 12-month rolling forecast basis to take current developments into account. In 2021, the economic development and the ability of many industries to adapt to new conditions resulted in some upgrades into lower risk categories. However, Erste Group keeps cautious view on the several, mostly affected industries (mainly hotels and leisure, air transportation). In light of this, the respective business and risk strategies for the (sub)industries were also adapted accordingly. This approach was aligned with all affected entities and business lines and approved by the respective governance bodies of Erste Group.

In the course of the year 2021, challenges on top of Covid-19-impacts had to be addressed by corporate clients: a rally in energy prices on the one hand and disruptions in supply chains on the other hand. The first ones had implications on various industries, mainly those with energy intensive production processes, but also impacting segments with high fuel cost shares. Issues with supply chains are managed by affected clients with diverse measures aiming to safeguard the business activity and liquidity (amongst others: active working capital management, targeted stocking-up, output adaptation, renegotiations with off takers etc.), in some cases also by ensuring backup/liquidity financing. Developments as mentioned above are reflected in the regular updates of the industry heatmap and the industry strategies.

Exposures in particular industries that belong to critical or high-risk sub-industries are referred to as significant risk in the following tables.

Credit risk exposure and credit loss allowances by industry and IFRS9 treatment – industry heatmap

in EUR million	Stage 1	Stage 2	Stage 3	POCI	Credit risk exposure (AC and FVOCI)	Not subject to IFRS 9 impairment	Total	Credit loss allowances
Dec 21								
Agriculture and forestry	2,936	532	130	6	3,603	13	3,616	-113
of which significant risk	8	3	0	-	11	0	11	-
Mining	465	43	14	3	525	226	750	-20
of which significant risk	0	-	-	-	0	-	0	-
Manufacturing	15,771	3,426	641	39	19,877	1,428	21,306	-575
of which significant risk	516	478	66	3	1,064	39	1,103	-43
Energy and water supply	4,570	691	44	3	5,309	210	5,519	-97
of which significant risk	0	1	0	-	1	0	1	-
Construction	10,278	1,629	254	9	12,171	1,685	13,856	-300
of which significant risk	4	12	1	-	17	0	17	-1
Trade	11,983	2,518	436	26	14,962	1,151	16,112	-416
of which significant risk	702	517	100	6	1,325	41	1,366	-66
Transport and communication	6,372	1,976	168	15	8,531	303	8,834	-200
of which significant risk	126	782	14	8	929	15	944	-37
Hotels and restaurants	1,157	4,236	315	32	5,741	8	5,750	-302
of which significant risk	1,082	4,178	303	32	5,595	8	5,603	-291
Financial and insurance services	35,048	1,219	65	11	36,343	4,973	41,316	-115
Real estate and housing	29,444	5,588	328	109	35,469	205	35,674	-411
of which significant risk	121	390	22	2	535	1	537	-20
Services	10,564	4,774	401	13	15,752	893	16,646	-373
of which significant risk	1,086	3,373	178	5	4,642	73	4,715	-169
Public administration	43,211	1,228	1	2	44,443	3,467	47,909	-52
Education, health and art	2,845	973	57	0	3,875	28	3,903	-67
of which significant risk	332	551	21	0	904	23	927	-31
Private households	80,203	8,188	1,499	103	89,993	743	90,736	-1,484
Other	437	6	0	0	444	67	511	-2
Total	255,284	37,029	4,352	373	297,038	15,400	312,439	-4,527

Dec 20								
Agriculture and forestry	2,550	593	122	5	3,270	19	3,289	-101
of which significant risk	6	8	0	-	14	0	14	-0
Mining	544	64	16	2	626	207	832	-20
of which significant risk	382	10	8	2	401	199	601	-13
Manufacturing	13,658	4,914	585	46	19,202	1,023	20,226	-587
of which significant risk	3,838	3,264	268	22	7,392	434	7,826	-278
Energy and water supply	4,054	577	56	8	4,695	198	4,893	-97
of which significant risk	0	3	-	-	3	0	3	-0
Construction	9,330	1,789	279	16	11,414	1,231	12,645	-320
of which significant risk	23	13	4	0	40	2	43	-3
Trade	9,251	3,758	472	44	13,525	1,019	14,544	-441
of which significant risk	2,169	2,244	193	10	4,617	213	4,830	-172
Transport and communication	5,759	1,993	196	4	7,952	361	8,313	-182
of which significant risk	977	1,192	29	1	2,199	60	2,259	-48
Hotels and restaurants	1,281	3,977	331	29	5,618	79	5,697	-271
of which significant risk	1,225	3,933	312	29	5,500	73	5,573	-255
Financial and insurance services	32,797	1,714	30	12	34,551	5,060	39,611	-110
Real estate and housing	25,893	5,824	262	129	32,108	857	32,965	-390
of which significant risk	242	340	17	0	599	4	603	-21
Services	9,461	3,976	488	5	13,930	745	14,675	-426
of which significant risk	2,395	2,688	341	5	5,430	173	5,603	-263
Public administration	38,571	560	1	3	39,135	3,235	42,370	-25
Education, health and art	2,604	932	102	1	3,638	38	3,677	-99
of which significant risk	280	465	60	0	806	8	814	-58
Private households	71,994	7,967	1,541	116	81,619	784	82,403	-1,452
Other	452	19	0	0	471	88	558	-1
Total	228,200	38,655	4,480	419	271,754	14,945	286,699	-4,522

Effect on Expected Credit Loss

As described above, an increase of the ECL might result from a re-assessment of the credit risk parameters and a migration to worse stages either via significant increase in credit risk (SICR) or a default.

Erste Group has reassessed credit risk parameters based on the latest macro-scenarios within FLI in December 2021. Specifics of the Covid pandemics (support measures) led us to lag the macroeconomic variables, due to delayed increase in default rates. Late materialization of the baseline forecast risks in the end of 2021 led us to keep probability of occurrence of baseline scenario on 40%. GDP scenarios and weights are shown in the table displayed within Incorporation of forward-looking information section above. The effect of the FLI in the ECL calculation as of 31 December 2021 amounted to EUR 550 million, similarly as at the end of 2020 (EUR 527 million). The increase of EUR 433 million in comparison with EUR 117 million as of 31 December 2019 can be directly attributed to the Covid-19 situation.

Erste Group has additionally addressed expected SICR by introducing Covid-19 portfolio overlays. The portfolio was divided in private individuals (PIs) and non-private individuals (non-PIs) and assessed the customers by considering any Covid-19 related relief measure granted (even if expired) as well as the internal industry heat-map and corresponding customer-specific one-year IFRS PD levels. Based on this assessment and individual reviews, customers were migrated to stage 2, i.e. lifetime ECL measure. The industry heat map and the portfolio overlays are subject to regular reviews. The effect of Covid-19 portfolio overlays in the ECL calculation as of 31 December 2021 amounted to EUR 184 million (2020: EUR 245 million). Majority of the overlays for PIs were released at the end of 2021. They were mainly driven by moratoria that expired at the beginning of 2021. Erste Group concluded that sufficient time has passed to capture potential negative developments via regular behavioural scoring. Regions with active moratoria kept PI overlay (mainly Hungary). Decrease of the overlay can be additionally attributed to the moderate upgrades of the heatmap.

Erste Group expects a moderate increase in defaults and portfolio deterioration in 2022, especially after state support measures are lifted.

The analysis tables below present effects of the portfolio overlays and FLI macro overlays both on exposure migration to stage 2 and resulting increase of ECL. Additional sensitivities to the baseline, upside and downside scenarios are simulated. Effects on industry segments, high risk industry sub-segments and geographical segments are disclosed.

Scenario simulation presents sensitivity analyses taking into consideration only changes due to the different values of PDs, if baseline, upside or downside FLI scenarios had 100% weight. Sensitivities of these particular scenarios are calculated in comparison to current production - weighted scenarios FLI shifted - PDs (weights and scenarios are disclosed in the 'Incorporation of forward-looking information' section above). Both staging and resulting ECL were simulated with the scenario PDs.

FLI macro shift resulting from the Covid-19 induced macro situation is comparable in both exposure and ECL as of 31 December 2021 (EUR 5,203 million exposure, EUR 550 million ECL) and 31 December 2020 (EUR 5,884 million exposure and EUR 527 million ECL). Incorporation of 100% baseline scenario instead of probability weighted, would lead to a decrease of Stage 2 exposure by EUR 4,239 million (2020: EUR 1,867 million), resulting in an ECL drop by EUR 334 million (2020: EUR 97 million). The downside scenario would lead to additional EUR 4,612 million of exposure migration to Stage 2 (2020: EUR 1,590 million), resulting in ECL increase of EUR 315 million (2020: EUR 100.3 million). Erste Group kept three scenario approach for 2021 variables. The downside scenario of 2021 leads to a higher spread in 2021 in comparison with 2020.

Analysis additionally shows that out of a EUR 37,029 million (2020: EUR 38,655 million) exposure in Stage 2, EUR 10,726 million (2020: EUR 14,420 million) were migrated due to Covid-19 stage overlay, resulting in an increase of ECL of EUR 183.5 million (2020: EUR 245.1 million).

For the ECL change a positive sign (+) equals a release while a negative sign (-) equals an allocation. Values presented sensitivities are results of internal simulations.

Forward looking information (FLI) and stage overlays due to the Covid-19 pandemic

Impact on credit risk exposure by geographical operating segment

in EUR million	Current status - parameters (FLI shifted)					Simulations - difference to FLI shifts effect		
	Stage 1	Stage 2	Total	Stage 2 affected by		Upside scenario	Baseline scenario	Downside scenario
				Stage overlays due to Covid-19	FLI shifts			
Dec 21								
Austria	127,109	24,314	151,423	+8,179	+3,291	-4,734	-3,486	+3,382
EBOe & Subs.	40,962	7,070	48,032	+2,405	+654	-1,076	-712	+826
Savings Banks	59,909	11,496	71,405	+4,197	+1,333	-2,086	-1,467	+1,694
Other Austria	26,238	5,748	31,986	+1,577	+1,304	-1,572	-1,306	+862
CEE	120,208	12,699	132,908	+2,548	+1,912	-1,226	-753	+1,230
Czech Republic	63,519	5,610	69,129	+716	+872	-416	-323	+354
Slovakia	19,402	2,130	21,532	+823	+57	-277	-151	+414
Romania	14,675	2,337	17,012	+241	+851	-442	-214	+364
Hungary	10,069	928	10,997	+245	+76	-30	-16	+19
Croatia	10,156	1,535	11,691	+439	+29	-41	-33	+63
Serbia	2,387	159	2,546	+82	+26	-20	-16	+16
Other	7,966	16	7,982	+0	+0	+0	+0	+0
Total	255,284	37,029	292,313	+10,726	+5,203	-5,960	-4,239	+4,612
Dec 20								
Austria	114,235	26,033	140,269	+9,497	+4,520	-2,188	-1,537	+1,132
EBOe & Subs.	37,174	7,633	44,807	+2,635	+1,305	-731	-569	+269
Savings Banks	53,972	12,669	66,642	+5,007	+2,043	-912	-598	+509
Other Austria	23,089	5,731	28,820	+1,854	+1,172	-545	-370	+353
CEE	107,204	12,351	119,555	+4,923	+1,364	-688	-330	+458
Czech Republic	56,144	4,793	60,937	+1,576	+534	-305	-164	+164
Slovakia	17,413	2,709	20,122	+1,536	+103	-9	-5	+5
Romania	13,775	2,430	16,205	+793	+480	-315	-129	+248
Hungary	8,307	919	9,226	+468	+162	-21	-9	+8
Croatia	9,468	1,317	10,785	+456	+67	-31	-16	+15
Serbia	2,098	183	2,281	+94	+17	-8	-7	+18
Other	6,760	271	7,031	+0	+0	+0	+0	+0
Total	228,200	38,655	266,855	+14,420	+5,884	-2,876	-1,867	+1,590

Impact on credit loss allowances by geographical operating segment

in EUR million	Current status - parameters (FLI shifted)					Simulations - difference to FLI shifts effect		
	Stage 1	Stage 2	Total	out of which:		Upside scenario	Baseline scenario	Downside scenario
				Effect of stage overlays due to Covid-19	Effect of FLI shifts			
Dec 21								
Austria	-221	-663	-883	-97.1	-233.4	+361.2	+234.1	-189.0
EBOe & Subs.	-48	-157	-204	-29.7	-45.2	+76.3	+48.1	-39.0
Savings Banks	-135	-349	-484	-57.9	-112.2	+177.6	+114.0	-95.6
Other Austria	-38	-157	-195	-9.6	-75.9	+107.3	+71.9	-54.4
CEE	-327	-823	-1,151	-86.4	-316.7	+158.4	+99.4	-126.3
Czech Republic	-118	-288	-406	-18.0	-108.4	+22.3	+15.9	-19.3
Slovakia	-49	-119	-168	-16.2	-20.3	+35.5	+21.5	-30.3
Romania	-69	-220	-289	-11.1	-127.5	+55.7	+26.9	-47.7
Hungary	-24	-65	-88	-5.7	-30.1	+9.3	+4.9	-4.6
Croatia	-55	-118	-173	-31.8	-24.2	+31.3	+27.7	-21.7
Serbia	-13	-13	-26	-3.7	-6.1	+4.3	+2.5	-2.7
Other	-2	0	-2	+0.0	+0.0	+0.0	+0.0	+0.0
Total	-550	-1,486	-2,036	-183.5	-550.1	+519.6	+333.5	-315.3
Dec 20								
Austria	-183	-685	-868	-114.8	-270.9	+89.0	+58.7	-46.4
EBOe & Subs.	-41	-152	-193	-29.6	-56.9	+17.8	+12.2	-8.4
Savings Banks	-119	-371	-491	-66.5	-137.1	+37.4	+23.3	-21.1
Other Austria	-23	-162	-185	-18.6	-76.8	+33.8	+23.2	-17.0
CEE	-280	-737	-1,017	-130.3	-256.8	+67.2	+38.2	-53.9
Czech Republic	-100	-252	-352	-29.8	-97.2	+27.0	+18.4	-16.5
Slovakia	-35	-140	-175	-37.7	-15.8	+4.6	+2.6	-4.9
Romania	-53	-183	-235	-26.8	-68.3	+27.4	+12.7	-27.5
Hungary	-22	-64	-87	-12.6	-39.9	+1.9	+0.9	-0.8
Croatia	-57	-86	-143	-20.3	-29.8	+2.9	+1.6	-1.5
Serbia	-12	-13	-25	-3.1	-5.7	+3.3	+1.9	-2.8
Other	-1	-1	-3	+0.0	+0.0	+0.0	+0.0	+0.0
Total	-464	-1,424	-1,888	-245.1	-527.6	+156.2	+97.0	-100.3

Impact on credit risk exposure by industry

in EUR million	Current status - parameters (FLI shifted)					Simulations - difference to FLI shifts effect		
	Stage 1	Stage 2	Total	Stage 2 affected by		Upside scenario	Baseline scenario	Downside scenario
				Stage overlays due to Covid-19	FLI shifts			
Dec 21								
Agriculture and forestry	2,936	532	3,468	+109	+87	-49	-34	+39
of which significant risk	8	3	11	+2	+0	-0	-0	+3
Mining	465	43	508	+7	+12	-12	-11	+41
of which significant risk	0	-	0	+0	+0	+0	+0	+0
Manufacturing	15,771	3,426	19,197	+660	+797	-923	-625	+625
of which significant risk	516	478	994	+258	+16	-8	-3	+27
Energy and water supply	4,570	691	5,261	+10	+109	-112	-89	+90
of which significant risk	0	1	1	+0	+0	+0	+0	+0
Construction	10,278	1,629	11,907	+212	+626	-725	-562	+519
of which significant risk	4	12	16	+10	+0	-0	-0	+8
Trade	11,983	2,518	14,501	+688	+361	-390	-271	+342
of which significant risk	702	517	1,219	+450	+15	-26	-13	+40
Transport and communication	6,372	1,976	8,348	+566	+300	-356	-245	+148
of which significant risk	126	782	908	+496	+14	-17	-14	+28
Hotels and restaurants	1,157	4,236	5,394	+3,170	+25	-37	-23	+172
of which significant risk	1,082	4,178	5,259	+3,170	+25	-37	-23	+172
Financial and insurance services	35,048	1,219	36,267	+4	+307	-358	-329	+173
Real estate and housing	29,444	5,588	35,032	+1,748	+1,203	-1,570	-1,195	+1,458
of which significant risk	121	390	511	+277	+9	-112	-55	+297
Services	10,564	4,774	15,338	+2,739	+189	-215	-136	+178
of which significant risk	1,086	3,373	4,459	+2,707	+42	-17	-16	+105
Public administration	43,211	1,228	44,439	+8	+13	-10	-7	+14
Education, health and art	2,845	973	3,819	+602	+178	-203	-168	+168
of which significant risk	332	551	883	+347	+126	-147	-125	+146
Households	80,203	8,188	88,391	+204	+994	-1,001	-545	+644
Other	437	6	444	+0	+0	+0	+0	+0
Total	255,284	37,029	292,313	+10,726	+5,203	-5,960	-4,239	+4,612
Dec 20								
Agriculture and forestry	2,550	593	3,143	+146	+88	-21	-14	+13
of which significant risk	6	8	14	+0	+0	-0	-0	+0
Mining	544	64	608	+16	+9	-7	-4	+37
of which significant risk	382	10	392	+6	+0	+0	+0	+27
Manufacturing	13,658	4,914	18,572	+3,199	+1,020	-367	-265	+281
of which significant risk	3,838	3,264	7,102	+2,737	+236	-147	-116	+165
Energy and water supply	4,054	577	4,631	+7	+85	-51	-43	+16
of which significant risk	0	3	3	+0	+0	+0	+0	+0
Construction	9,330	1,789	11,119	+186	+849	-321	-228	+104
of which significant risk	23	13	36	+104	+0	+0	+0	+0
Trade	9,251	3,758	13,009	+1,861	+386	-110	-60	+126
of which significant risk	2,169	2,244	4,413	+1,601	+72	-17	-10	+66
Transport and communication	5,759	1,993	7,752	+1,179	+201	-127	-111	+75
of which significant risk	977	1,192	2,168	+989	+11	-6	-5	+18
Hotels and restaurants	1,281	3,977	5,258	+2,935	+101	-80	-29	+79
of which significant risk	1,225	3,933	5,158	+2,898	+101	-80	-29	+79
Financial and insurance services	32,797	1,714	34,510	+13	+137	-64	-56	+25
Real estate and housing	25,893	5,824	31,717	+1,416	+1,715	-960	-624	+425
of which significant risk	242	340	582	+240	+6	-0	-0	+7
Services	9,461	3,976	13,437	+1,916	+173	-34	-11	+43
of which significant risk	2,395	2,688	5,083	+1,891	+93	-14	-2	+36
Public administration	38,571	560	39,131	+1	+254	-173	-172	+3
Education, health and art	2,604	932	3,536	+573	+118	-110	-58	+66
of which significant risk	280	465	746	+336	+8	-6	-6	+5
Households	71,994	7,967	79,961	+971	+746	-450	-192	+290
Other	452	19	471	+0	+1	-1	-0	+8
Total	228,200	38,655	266,855	+14,420	+5,884	-2,876	-1,867	+1,590

Impact on credit loss allowances by industry

in EUR million	Current status - parameters (FLI shifted)			Simulations - compared to effect of FLI		
	All stages	out of which:		Upside scenario	Baseline scenario	Downside scenario
		Effect of stage overlays due to Covid-19	Effect of FLI shifts			
Dec 21						
Agriculture and forestry	-113	-4.0	-14.6	+7.4	+4.5	-4.7
of which significant risk	-	-0.1	-0.1	+0.1	+0.0	-0.3
Mining	-20	-0.1	-0.9	+0.8	+0.5	-1.2
of which significant risk	-	+0.0	+0.0	-0.0	-0.0	-0.0
Manufacturing	-575	-12.8	-84.8	+90.3	+56.6	-52.8
of which significant risk	-43	-4.7	-5.8	+5.4	+3.3	-2.8
Energy and water supply	-97	-0.4	-15.4	+18.0	+12.2	-12.9
of which significant risk	-	+0.0	+0.0	+0.0	+0.0	+0.0
Construction	-300	-2.3	-41.6	+44.1	+29.0	-27.3
of which significant risk	-1	-0.1	-0.8	+1.1	+0.7	-0.5
Trade	-416	-10.8	-45.8	+43.9	+28.3	-24.9
of which significant risk	-66	-5.7	-5.4	+5.7	+3.5	-3.1
Transport and communication	-200	-13.0	-34.6	+37.3	+23.4	-17.3
of which significant risk	-37	-11.3	-7.2	+9.0	+5.6	-4.4
Hotels and restaurants	-302	-68.6	-24.6	+31.7	+20.7	-19.4
of which significant risk	-291	-68.6	-24.6	+31.7	+20.7	-19.4
Financial and insurance services	-115	-0.1	-22.2	+28.3	+21.6	-12.9
Real estate and housing	-411	-28.1	-57.8	+78.4	+51.2	-52.0
of which significant risk	-20	-4.5	-6.1	+14.1	+8.9	-11.2
Services	-373	-25.5	-22.1	+26.3	+16.1	-12.9
of which significant risk	-169	-24.9	-10.1	+13.3	+8.5	-7.0
Public administration	-52	-0.3	-2.7	+2.1	+1.6	-1.1
Education, health and art	-67	-8.0	-13.6	+15.1	+10.9	-9.4
of which significant risk	-31	-4.6	-7.6	+8.5	+6.4	-5.8
Households	-1,484	-9.4	-169.2	+95.8	+56.8	-66.4
Other	-2	+0.0	-0.2	+0.2	+0.2	-0.1
Total	-4,527	-183.5	-550.1	+519.6	+333.5	-315.3
Dec 20						
Agriculture and forestry	-101	-3.0	-20.3	+4.3	+2.7	-2.2
of which significant risk	0	-0.0	-0.1	+0.1	+0.1	-0.1
Mining	-20	-0.2	-0.7	+0.2	+0.1	-0.8
of which significant risk	-13	-0.0	-0.2	+0.0	+0.0	-0.6
Manufacturing	-587	-38.6	-86.1	+27.3	+18.5	-15.9
of which significant risk	-278	-30.7	-34.0	+10.8	+7.9	-6.9
Energy and water supply	-97	-0.2	-13.6	+4.0	+2.9	-2.1
of which significant risk	0	+0.0	+0.0	+0.0	+0.0	+0.0
Construction	-320	-2.8	-42.0	+10.2	+6.7	-4.9
of which significant risk	-3	-0.4	-0.6	+0.0	+0.0	-0.0
Trade	-441	-21.1	-46.0	+10.4	+6.5	-6.4
of which significant risk	-172	-15.7	-16.6	+3.9	+2.5	-3.1
Transport and communication	-182	-20.0	-24.1	+9.0	+6.8	-4.9
of which significant risk	-48	-15.5	-6.2	+2.0	+1.3	-1.3
Hotels and restaurants	-271	-53.4	-25.5	+7.2	+4.3	-5.4
of which significant risk	-255	-52.7	-25.4	+7.2	+4.3	-5.4
Financial and insurance services	-110	-0.3	-14.3	+4.6	+3.2	-2.2
Real estate and housing	-390	-33.7	-70.1	+20.7	+14.5	-10.3
of which significant risk	-21	-5.7	-0.2	+0.2	+0.1	-0.3
Services	-426	-23.3	-22.3	+4.9	+2.9	-3.0
of which significant risk	-263	-22.9	-12.3	+3.0	+1.7	-1.9
Public administration	-25	-0.0	-3.0	+0.3	+0.2	-0.1
Education, health and art	-99	-11.3	-41.1	+13.3	+8.6	-7.3
of which significant risk	-58	-4.2	-4.6	+1.3	+1.0	-0.6
Households	-1,452	-37.2	-117.5	+39.4	+19.0	-34.5
Other	-1	-0.0	-1.1	+0.3	+0.1	-0.4
Total	-4,522	-245.1	-527.6	+156.2	+97.0	-100.3

Composition of credit loss allowances

in EUR million	Dec 20	Dec 21
Credit loss allowances	-4,047	-3,983
Credit loss allowances for loan commitments and financial guarantees	-399	-464
Provisions for other commitments	-76	-80
Total	-4,522	-4,527

Credit loss allowances are computed based on IFRS 9 requirements, while provisions for other commitments are subject to IAS 37.

Restructuring, renegotiation and forbearance

Restructuring means contractual modification of any of the customer's loan repayment conditions including tenor, interest rate, fees, principal amount due or a combination thereof. Restructuring can be business restructuring (in the retail segment), commercial renegotiation (in the corporate segment), or forbearance (e.g. concession due to financial difficulties) in line with EBA requirements in both segments.

Restructuring and renegotiation

Restructuring as business restructuring in the retail segment or as commercial renegotiation in the corporate segment is a potentially effective customer retention tool involving, for example, re-pricing or the offering of an additional loan or both in order to maintain the business relationship.

Forbearance

The definition of 'forbearance' is included in Regulation (EU) 2015/227. A restructuring is considered 'forbearance' if it entails a concession towards a customer facing or about to face financial difficulties in meeting their contractual financial commitments. A borrower is in financial difficulties if any of the following conditions are met:

- _ the customer was more than 30 days past due in the past 3 months;
- _ the customer would be 30 days past due or more without receiving forbearance;
- _ the customer is in default;
- _ the customer would default without receiving forbearance.

Additional criteria for non-retail segment:

- _ early warning signals for this customer identified;
- _ customer has deteriorated financial figures, which led to decline of the rating grade;
- _ customer has increased probability of default.

Forborne exposure is assessed at loan contract level and means only the exposure to which forbearance measures have been extended and excludes any other exposure the customer may have, as long as no forbearance was extended to these.

Concession means that any of the following conditions are met:

- _ modification/refinancing of the contract would not have been granted, had the customer not been in financial difficulty;
- _ there is a difference in favour of the customer between the modified/refinanced terms of the contract and the previous terms of the contract;
- _ the modified/refinanced contract includes more favourable terms than other customers with a similar risk profile would have obtained from the same institution;
- _ the contract modification involves total or partial cancellation of the debt by (partial) write-off;
- _ activation of embedded forbearance clause of the contract;
- _ any waiver of a material financial or non-financial covenant.

Forbearance can be initiated by the bank or by the customer (on account of loss of employment, illness etc.). Components of forbearance can be instalment reduction, tenor extension, interest reduction or forgiveness, principal reduction or forgiveness, revolving exposure change to instalment and/or others.

Forbearance measures are divided and reported as:

- _ performing forbearance (incl. performing forbearance under probation that was upgraded from non-performing forbearance);
- _ non-performing forbearance (incl. defaulted forbearance; since 10/2019 the definition of non-performing status is aligned with default).

Forborne exposures are considered performing when:

- _ the exposure did not have non-performing status at the time the extension of or application for forbearance was approved;
- _ granting the forbearance has not led to classifying the exposure as non-performing/default.

Performing forbearance exposures become non-performing when one of the following forbearance classifications is fulfilled during the monitoring period of a minimum two years:

- _ an additional forbearance measure is extended;
- _ the customer becomes more than 30 days past due on forbearance exposure and in the past the customer was in the non-performing forbearance category;
- _ the customer meets any of the default event criteria defined in the default definition;
- _ for corporate customers, when a final restructuring agreement cannot be concluded within 18 months after the first forbearance measure.

The performing forbearance classification can be discontinued, and the account can become a non-forbearance account when all the following conditions are met:

- _ a minimum of two years has passed from the date of classifying the exposure as performing forbearance (probation period);
- _ under the forbearance payment plan, at least 50% of the original (pre-forbearance) instalment has been regularly repaid (significant repayment) at least during half of the probation period (in the case of retail customers);
- _ regular repayments in a significant amount during at least half of the probation period have been made (in the case of non-retail customers);
- _ significant repayment includes amount previously past-due (if any) or written-off (if no-past due amounts) for both segments retail and non-retail;
- _ none of the exposure of the customer is more than 30 days past due at the end of the probation period.

The non-performing forbearance classification can be discontinued and reclassified as performing under probation when all the following conditions are met:

- _ one year has passed from the date of classifying the exposure as non-performing forbearance or from the latest of the following events:
 - _ the moment of extending the restructuring measure;
 - _ the end of the grace period included in the restructuring agreement;
 - _ the moment when the exposure has been classified as defaulted.
- _ the forbearance has not led the exposure to be classified as non-performing;
- _ the customer is not classified as defaulted according to the definition of default;
- _ retail customers: the customer has demonstrated the ability to comply with the post-forbearance conditions by either of the following:
 - _ the customer has never been more than 30 days past due during the 12 months prior to the reclassification and there is no delinquent amount;
 - _ the customer has repaid the full past due amount or the written-off amount (if there was any).
- _ corporate customers: significant amount has been paid in regular repayments, analysis of financial development that leaves no concern about future compliance with post-forbearance terms and conditions. Furthermore, the customer has never been more than 30 days past due during the 12 months prior to the reclassification and there is no delinquent amount.

The largest part of the forbearance measures is set and monitored within the responsibility of the local workout units according to the internal regulations and standards for the workout involvement. Forbearance measures are defined as qualitative trigger events in the SICR concept according to the internal regulations of Erste Group.

Default definition

Since October 2019 Erste Group has implemented the new definition of default, based on regulatory joint decision, in all entities to comply with the EBA 'Guidelines on the application of the definition of default under Art.178 of Regulation (EU) No 575/2013' and 'Commission Delegated Regulation (EU) 2018/171 of 19 October 2017 on supplementing Regulation (EU) No 575/2013 of the European Parliament and of the Council with regard to regulatory technical standards for the materiality threshold for credit obligations past due'. The impact of the modified default definition is immaterial.

Deviations to the group requirements are allowed only if are triggered by local regulatory requirements.

The definitions of non-performing and default are aligned within Erste Group.

The materiality of 90 days past due credit obligation is applied for on-balance exposure at client level and assessed daily against the group-wide defined materiality threshold (except the local regulator has defined different thresholds) for the:

- _ retail exposure: as an absolute limit on client level of 100 EUR and relative 1% on client level;
- _ non-retail exposure: as an absolute limit on client level of 500 EUR and relative 1% on client level.

Changes in the treatment of forbearance and default due to the Covid-19 pandemic are described in the previous chapter 'Covid-19'.

Credit risk exposure, forbearance exposure and credit loss allowances

in EUR million	Loans and advances	Debt securities	Other positions	Loan commitments	Total
Dec 21					
Gross exposure	205,213	46,195	20,437	40,593	312,439
thereof gross forborne exposure	3,786	0	0	119	3,904
Performing exposure	200,843	46,195	20,311	40,464	307,813
thereof performing forborne exposure	2,141	0	0	79	2,220
Credit loss allowances for performing exposure	-1,677	-38	-172	-214	-2,101
thereof credit loss allowances for performing forborne exposure	-100	0	0	-3	-103
Non-performing exposure	4,371	0	126	129	4,626
thereof non-performing forborne exposure	1,644	0	0	40	1,684
Credit loss allowances for non-performing exposure	-2,267	0	-89	-69	-2,426
thereof credit loss allowances for non-performing forborne exposure	-763	0	0	-28	-791
Dec 20					
Gross exposure	191,523	39,751	19,774	35,650	286,699
thereof gross forborne exposure	3,572	3	0	151	3,726
Performing exposure	186,989	39,747	19,608	35,514	281,858
thereof performing forborne exposure	2,324	0	0	83	2,407
Credit loss allowances for performing exposure	-1,554	-39	-158	-173	-1,923
thereof credit loss allowances for performing forborne exposure	-90	0	0	-3	-93
Non-performing exposure	4,534	4	166	137	4,841
thereof non-performing forborne exposure	1,248	3	0	68	1,319
Credit loss allowances for non-performing exposure	-2,452	-2	-97	-48	-2,598
thereof credit loss allowances for non-performing forborne exposure	-617	-1	0	-10	-629

Types of forbearance exposure

in EUR million	Gross forborne exposure	Modification in terms and conditions	Refinancing
Dec 21			
Loans and advances	3,786	3,519	267
Debt securities	0	0	0
Loan commitments	119	102	17
Total	3,904	3,620	284
Dec 20			
Loans and advances	3,572	3,335	237
Debt securities	3	3	0
Loan commitments	151	126	25
Total	3,726	3,464	262

Loans and advances also include lease, trade and other receivables.

Collateral

Recognition of credit collateral

Collateral Management is integrated in Underwriting Processes department of Credit Risk Portfolio division. The Group Collateral Management Policy Part 1 Credit Collateral defines, among other things, uniform valuation standards for credit collateral across the entire group. It ensures that the credit risk decision processes are standardised with respect to accepted collateral values.

All collateral types acceptable within the group are contained in the Group Collateral Catalogue. Locally permitted collateral is defined by the respective bank in accordance with applicable national legal provisions. The valuation and revaluation of collateral is done according to the principles defined in the Group Collateral Catalogue broken down by collateral type and based on the internal work instructions in accordance with the individual supervisory requirements. Whether a type of collateral or a specific collateral asset is accepted for credit risk mitigation is decided by Enterprise-wide Risk Management after determining if the applicable regulatory requirements are met. Credit underwriting monitors adherence to the standard work processes stipulated for assigning the acceptable collateral assets to the categories available.

Main types of credit collateral

The following types of credit collateral are accepted:

- _ real estate: residential and commercial real estate;
- _ financial collateral: securities, cash deposits and life insurance policies;
- _ guarantees: given by sovereigns, public sector entities, financial institutes, companies and private individuals. All guarantors must have a minimum credit rating, which is reviewed annually;
- _ movables: equipment, investment goods, machinery and motor vehicles;
- _ claims and rights: trade account receivables, leasehold rights and shares in a company's capital.

Collateral valuation and management

Collateral valuation is based on current market prices while taking into account an amount that can be recovered within a reasonable period. The valuation processes are defined, and their IT-supported technical application is performed by Collateral Management at group level and by authorised staff in each country with the assistance of software applications. The allocated collateral values are capped by the amount of the secured transaction.

Real estate valuation may only be performed by qualified valuers who are independent of the credit decision process. The valuation is to be made according to national, European or national standards and has to follow valuation methods defined by the bank. Internal guidelines define criteria of qualification and requirements of independence for the selection of valuers. A valuator may only perform two sequential valuations of the same asset, any further valuation has to result in the rotation of the valuator. For quality assurance purposes, real estate valuers and real estate valuations are supervised on an ongoing basis.

Impact of the energy efficiency, environmental impact of the object as well as significant physical risks (i.e. flood, windstorms, landslides) are to be assessed in the real estate collateral valuations. Information on energy efficiency and CO₂ emissions of the collateral assets are systematically collected and stored in the relevant systems.

The methods and discounts used for valuations are based on empirical data representing past experience of the workout departments and on the collected data on recoveries from realising collateral. The valuation discounts are adjusted regularly – at least once a year – to reflect the recoveries under consideration of foreseeable developments (like expected real estate price changes).

The revaluation of collateral is done periodically and is automated as far as possible. In the case of external data sources, the appropriate interfaces are used. The maximum periods for the revaluation of individual collateral assets are predefined and compliance is monitored by risk management using software applications. Apart from periodic revaluations, collateral is assessed when information becomes available that indicates a decrease in the value of the collateral for exceptional reasons. Particularly real estate collateral assets in development, showing problems like significant cost or time overrun, as well as assets, collateralizing loans with lower credit quality, are monitored or revalued with higher frequencies.

Concentration risks resulting from credit risk mitigation techniques may affect a single customer, but also a portfolio defined by region, industry, or type of collateral. Erste Group is a retail bank, and, due to its customer structure and the markets in which it operates, it does not have any concentrations with respect to collateral from customers. All guarantee liabilities and loans of a corporate guarantee provider are taken into consideration in the credit application process in order to prevent possible concentrations. Guarantees provided by sovereigns, a public sector entity or financial institutions have to lie within the approved limit of the guarantor. Concerning other areas of a potentially detrimental correlation of risks, the collateral portfolios are analysed using statistical evaluations for, among other things, regional or industry-specific concentrations within the scope of portfolio monitoring. The response to those risks identified includes, above all, the adjustment of volume targets, setting of corresponding limits and modification of the staff's discretionary limits for lending.

Collateral obtained in foreclosure proceedings is made available for sale in an orderly fashion, with the proceeds used to reduce or repay the outstanding claim. Generally, Erste Group does not occupy repossessed properties for its own business use. The main part of assets taken onto its own books is commercial land and buildings. In addition, residential real estate properties and transport vehicles are taken into Erste Group's possession. As of 31 December 2021, the carrying value of these assets obtained during the reporting period amounted to EUR 4 million (2020: EUR 15 million).

Treasury collateral

The department Trading Book Risk Management is responsible for treasury collateral. The Group Collateral Management Policy Part 2 defines, among other things, uniform valuation standards for treasury collateral across the entire group.

Under the framework of treasury collateral, netting agreements (international framework agreements for derivatives of the International Swap and Derivatives Association (ISDA), Austrian or German framework agreements, framework agreements for securities lending transactions and repurchase deals) as well as collateral agreements (e.g. ISDA Credit Support Annex) are used for reducing the credit risk from derivatives.

Netting agreements make it possible to net all amounts due or payable for each individual transaction under a framework agreement in the case of a credit default, with the result that only the net receivables vis-à-vis the business partner are of relevance for credit risk. Within the scope of these collateral agreements, the portfolio with the respective counterparty is revalued periodically, usually daily, and in case of insufficient coverage additional collateral is requested. The policy restrictions on collateral types ensure that collateral received predominantly consists of cash or securities of investment grade quality. In the case of securities used as collateral, an additional valuation discount (haircut) depending on credit quality and residual maturity is applied.

The following table compares the credit risk exposure broken down by financial instrument to the allocated collateral which corresponds to the accepted value after internal haircuts capped by the exposure amount.

Credit risk exposure by financial instrument and collateral

in EUR million	Total credit risk exposure	Collateral total	Collateralised by			Credit risk exposure net of collateral	IFRS 9 impairment relevant		
			Guarantees	Real estate	Other		Neither past due nor credit impaired	Past due but not credit impaired	Credit impaired
Dec 21									
Cash and cash balances - demand deposits to credit institutions	1,033	106	0	0	106	928	1,015	18	0
Debt instruments held for trading	6,389	97	96	1	0	6,292	0	0	0
Non-trading debt instruments at FVPL	2,793	796	614	174	8	1,996	0	0	0
Debt instruments at FVOCI	8,655	666	666	0	0	7,989	8,657	0	0
Debt instruments at AC	233,402	121,873	10,865	88,142	22,866	111,529	227,157	2,144	4,101
Debt securities	35,565	1,596	1,596	0	0	33,969	35,566	0	0
Loans and advances to banks	20,998	17,670	1,379	0	16,291	3,328	20,997	0	0
Loans and advances to customers	176,839	102,607	7,891	88,142	6,574	74,233	170,594	2,144	4,101
Trade and other receivables	2,239	75	61	1	13	2,165	1,532	622	82
Finance lease receivables	4,319	2,467	57	227	2,182	1,852	4,034	134	151
Debt instruments held for sale in disposal groups	0	0	0	0	0	0	0	0	0
Positive fair value of hedge accounting derivatives	79	0	0	0	0	79	0	0	0
Off-balance sheet exposures	53,529	6,567	191	3,518	2,857	46,963	47,178	27	185
thereof other commitments	6,141	976	2	139	834	5,165	0	0	0
Total	312,439	132,646	12,551	92,064	28,031	179,793	289,573	2,946	4,519
Dec 20									
Cash and cash balances - demand deposits to credit institutions	1,140	49	0	0	49	1,091	1,114	25	0
Debt instruments held for trading	6,322	1,203	205	1	997	5,119	0	0	0
Non-trading debt instruments at FVPL	2,736	630	448	174	8	2,106	0	0	0
Debt instruments at FVOCI	8,109	781	781	0	0	7,328	8,109	0	0
Debt instruments at AC	214,790	116,305	10,154	81,555	24,596	98,486	208,472	2,058	4,260
Debt securities	29,594	1,167	1,165	0	3	28,427	29,591	0	3
Loans and advances to banks	21,469	18,964	1,258	0	17,706	2,505	21,469	0	0
Loans and advances to customers	163,727	96,173	7,731	81,554	6,888	67,553	157,411	2,058	4,257
Trade and other receivables	1,405	20	2	1	16	1,385	881	463	61
Finance lease receivables	4,235	2,355	56	251	2,047	1,880	3,878	155	201
Debt instruments held for sale in disposal groups	0	0	0	0	0	0	0	0	0
Positive fair value of hedge accounting derivatives	205	59	0	0	59	146	0	0	0
Off-balance sheet exposures	47,758	6,061	1,700	2,991	1,370	41,697	41,808	36	232
thereof other commitments	5,682	843	304	103	436	4,839	0	0	0
Total	286,699	127,461	13,346	84,973	29,142	159,238	264,262	2,738	4,754

The collateral attributable to exposures that are credit-impaired at 31 December 2021 amounts to EUR 2,075 million (2020: EUR 2,013 million).

Loans and advances to customers

The tables on the following pages present the structure of the customer loan book, excluding loans to central banks and credit institutions broken down by different categories. Loans and advances to customers comprise:

- _ loans and advances to customers at FVPL;
- _ loans and advances to customers at AC;
- _ finance lease receivables;
- _ trade and other receivables.

The presentation is by gross carrying amount excluding loan loss allowances and collateral.

Loans and advances to customers by geographical operating segment and risk category

in EUR million	Low risk	Management attention	Substandard	Non-performing	Total
Dec 21					
Austria	92,988	11,371	1,826	2,286	108,472
EBOe & Subs.	33,266	3,074	501	568	37,409
Savings Banks	44,147	7,290	1,070	1,309	53,816
Other Austria	15,575	1,008	255	409	17,246
CEE	59,613	10,456	3,487	2,065	75,621
Czech Republic	28,806	3,854	1,078	722	34,459
Slovakia	13,647	1,353	941	295	16,236
Romania	8,340	1,172	292	400	10,204
Hungary	3,572	917	529	194	5,211
Croatia	3,830	2,816	553	415	7,614
Serbia	1,418	345	94	39	1,897
Other	43	23	0	17	84
Total	152,645	21,851	5,313	4,368	184,177
Dec 20					
Austria	86,658	10,610	1,708	2,401	101,376
EBOe & Subs.	31,623	2,928	504	578	35,634
Savings Banks	41,535	6,449	1,016	1,394	50,393
Other Austria	13,500	1,233	188	428	15,349
CEE	52,956	9,645	3,687	2,116	68,404
Czech Republic	22,899	4,771	1,275	651	29,597
Slovakia	12,481	1,227	1,216	364	15,289
Romania	7,317	1,231	349	419	9,316
Hungary	3,512	851	433	151	4,947
Croatia	5,465	1,237	303	506	7,511
Serbia	1,281	327	110	25	1,744
Other	46	20	158	17	240
Total	139,660	20,275	5,552	4,534	170,020

Loans and advances to customers by business segment and risk category

in EUR million	Low risk	Management attention	Substandard	Non-performing	Total
Dec 21					
Retail	57,845	5,036	2,285	1,489	66,655
Corporates	49,866	9,466	1,859	1,549	62,740
Group Markets	698	8	3	0	709
ALM & LCC	60	41	96	4	201
Savings Banks	44,147	7,290	1,070	1,309	53,816
GCC	28	10	0	17	55
Total	152,645	21,851	5,313	4,368	184,177
Dec 20					
Retail	52,511	5,013	2,007	1,495	61,025
Corporates	44,961	8,735	2,247	1,624	57,567
Group Markets	565	10	1	1	577
ALM & LCC	65	50	124	4	243
Savings Banks	41,535	6,449	1,016	1,394	50,393
GCC	23	17	158	17	215
Total	139,660	20,275	5,552	4,534	170,020

In the following tables, the non-performing loans and advances to customers divided by segments are contrasted with allowances for customer loans (all allowances for loans and advances to customers within the scope of IFRS 9) and the collateral for non-performing loans (NPL). The NPL ratio, the NPL coverage ratio (excluding collateral), and the NPL collateralisation ratio are also included.

Non-performing loans and advances to customers by geographical operating segment and coverage by loan loss allowances and collateral

in EUR million	Non-performing		Customer loans		Loan loss allowances	Collateral for NPL		NPL ratio		NPL coverage ratio	NPL collateralisation ratio	
	Total	AC	Total	AC	AC	Total	AC	Total	AC	AC	Total	AC
Dec 21												
Austria	2,286	2,256	108,472	108,400	-1,568	1,233	1,232	2.1%	2.1%	69.5%	53.9%	54.6%
EBOe & Subs.	568	568	37,409	37,400	-353	344	344	1.5%	1.5%	62.0%	60.5%	60.5%
Savings Banks	1,309	1,309	53,816	53,809	-918	726	726	2.4%	2.4%	70.2%	55.5%	55.5%
Other Austria	409	379	17,246	17,191	-297	163	162	2.4%	2.2%	78.2%	39.8%	42.7%
CEE	2,065	2,059	75,621	74,888	-2,352	802	796	2.7%	2.7%	114.2%	38.8%	38.7%
Czech Republic	722	722	34,459	34,459	-804	213	213	2.1%	2.1%	111.3%	29.5%	29.5%
Slovakia	295	295	16,236	16,236	-342	152	152	1.8%	1.8%	115.9%	51.4%	51.4%
Romania	400	400	10,204	10,204	-553	137	137	3.9%	3.9%	138.2%	34.4%	34.4%
Hungary	194	188	5,211	4,477	-179	107	102	3.7%	4.2%	95.4%	55.4%	54.1%
Croatia	415	415	7,614	7,614	-426	184	184	5.5%	5.5%	102.5%	44.2%	44.2%
Serbia	39	39	1,897	1,897	-49	9	9	2.1%	2.1%	124.4%	23.4%	23.4%
Other	17	14	84	81	-17	8	6	20.4%	17.6%	116.1%	48.4%	38.6%
Total	4,368	4,330	184,177	183,369	-3,936	2,043	2,034	2.4%	2.4%	90.9%	46.8%	47.0%
Dec 20												
Austria	2,401	2,388	101,376	101,267	-1,670	1,182	1,179	2.4%	2.4%	69.9%	49.2%	49.4%
EBOe & Subs.	578	578	35,634	35,622	-367	318	318	1.6%	1.6%	63.4%	54.9%	54.9%
Savings Banks	1,394	1,391	50,393	50,383	-976	732	729	2.8%	2.8%	70.2%	52.5%	52.4%
Other Austria	428	419	15,349	15,262	-327	132	132	2.8%	2.7%	78.1%	30.9%	31.5%
CEE	2,116	2,115	68,404	67,829	-2,317	780	779	3.1%	3.1%	109.5%	36.9%	36.8%
Czech Republic	651	651	29,597	29,596	-750	178	178	2.2%	2.2%	115.1%	27.3%	27.3%
Slovakia	364	364	15,289	15,289	-391	145	145	2.4%	2.4%	107.4%	39.8%	39.8%
Romania	419	418	9,316	9,316	-512	154	154	4.5%	4.5%	122.5%	36.7%	36.7%
Hungary	151	150	4,947	4,374	-167	90	89	3.0%	3.4%	111.4%	59.8%	59.6%
Croatia	506	506	7,511	7,511	-454	210	210	6.7%	6.7%	89.7%	41.5%	41.5%
Serbia	25	25	1,744	1,744	-43	4	4	1.5%	1.5%	168.2%	14.1%	14.1%
Other	17	15	240	237	-16	8	6	7.0%	6.1%	111.4%	47.3%	39.4%
Total	4,534	4,518	170,020	169,333	-4,002	1,970	1,964	2.7%	2.7%	88.6%	43.5%	43.5%

Total gross customer loans, total non-performing loans, and total collateral include both AC and FVPL portfolios.

The NPL ratio of loans and advances to customers is calculated by dividing the gross carrying amount of non-performing loans and advances to customers by the total gross carrying amount of loans and advances to customers. Consequently, it differs from the NPE ratio in section 'Credit risk exposure'. Collaterals for non-performing loans mainly consist of real estates.

The NPL coverage ratio is calculated by dividing total loss allowances by the gross carrying amount of the non-performing loans and advances to customers. Collateral is not considered.

Non-performing loans and advances to customers by business segment and coverage by loan loss allowances and collateral

in EUR million	Non-performing		Customer loans		Loan loss allowances	Collateral for NPL		NPL ratio		NPL coverage ratio	NPL collateralisation ratio	
	Total	AC	Total	AC	AC	Total	AC	Total	AC	AC	Total	AC
Dec 21												
Retail	1,489	1,483	66,655	65,921	-1,505	612	606	2.2%	2.2%	101.5%	41.1%	40.9%
Corporates	1,549	1,520	62,740	62,675	-1,488	697	696	2.5%	2.4%	97.9%	45.0%	45.8%
Group Markets	0	0	709	709	-2	0	0	0.0%	0.0%	>500.0%	0.0%	0.0%
ALM & LCC	4	4	201	201	-6	0	0	2.2%	2.2%	129.1%	0.1%	0.1%
Savings Banks	1,309	1,309	53,816	53,809	-918	726	726	2.4%	2.4%	70.2%	55.5%	55.5%
GCC	17	14	55	53	-17	8	6	30.8%	26.9%	116.1%	48.4%	38.6%
Total	4,368	4,330	184,177	183,369	-3,936	2,043	2,034	2.4%	2.4%	90.9%	46.8%	47.0%
Dec 20												
Retail	1,495	1,494	61,025	60,452	-1,466	599	599	2.4%	2.5%	98.2%	40.1%	40.1%
Corporates	1,624	1,614	57,567	57,466	-1,530	631	630	2.8%	2.8%	94.8%	38.9%	39.1%
Group Markets	1	1	577	577	-3	0	0	0.1%	0.1%	378.4%	0.0%	0.0%
ALM & LCC	4	4	243	243	-11	0	0	1.6%	1.6%	278.6%	1.8%	1.8%
Savings Banks	1,394	1,391	50,393	50,383	-976	732	729	2.8%	2.8%	70.2%	52.5%	52.4%
GCC	17	15	215	211	-16	8	6	7.8%	6.9%	111.4%	47.3%	39.4%
Total	4,534	4,518	170,020	169,333	-4,002	1,970	1,964	2.7%	2.7%	88.6%	43.5%	43.5%

Loans and advances to customers and coverage by loan loss allowances by geographical operating segment and IFRS 9 treatment

in EUR million	Loans to customers					Loan loss allowances				Coverage ratio		
	Stage 1	Stage 2	Stage 3	POCI	Not subject to IFRS 9 impairment	Stage 1	Stage 2	Stage 3	POCI	Stage 2	Stage 3	POCI
Dec 21												
Austria	85,834	20,286	2,227	54	72	-152	-488	-927	-1	2.4%	41.6%	1.5%
EBOe & Subs.	30,887	5,942	565	6	10	-33	-118	-201	0	2.0%	35.6%	0.0%
Savings Banks	42,784	9,696	1,282	47	7	-99	-273	-546	-1	2.8%	42.6%	1.7%
Other Austria	12,163	4,648	379	0	55	-21	-96	-180	0	2.1%	47.3%	0.0%
CEE	62,150	10,541	1,923	274	734	-259	-750	-1,256	-87	7.1%	65.3%	31.8%
Czech Republic	29,306	4,428	674	52	0	-98	-264	-422	-20	6.0%	62.6%	38.2%
Slovakia	13,924	1,951	290	72	0	-43	-111	-166	-22	5.7%	57.3%	30.6%
Romania	7,865	1,907	377	55	0	-54	-198	-288	-13	10.4%	76.4%	24.4%
Hungary	3,413	844	155	66	734	-16	-61	-85	-17	7.2%	54.9%	25.9%
Croatia	5,940	1,257	389	28	0	-37	-104	-270	-15	8.3%	69.4%	52.6%
Serbia	1,702	155	37	2	0	-11	-13	-24	0	8.4%	64.7%	21.4%
Other	49	15	17	0	2	-1	0	-16	0	0.3%	91.9%	0.0%
Total	148,033	30,842	4,167	327	808	-412	-1,238	-2,198	-88	4.0%	52.8%	26.8%
Dec 20												
Austria	78,106	20,748	2,341	71	109	-139	-514	-1,014	-4	2.5%	43.3%	5.3%
EBOe & Subs.	28,688	6,352	575	6	12	-31	-119	-217	0	1.9%	37.6%	0.1%
Savings Banks	38,616	10,355	1,363	49	10	-93	-287	-592	-4	2.8%	43.5%	7.6%
Other Austria	10,803	4,041	403	16	87	-15	-107	-205	0	2.7%	50.8%	0.0%
CEE	55,187	10,410	1,935	296	575	-219	-679	-1,297	-122	6.5%	67.0%	41.1%
Czech Republic	24,980	3,958	611	47	2	-83	-232	-413	-22	5.9%	67.6%	46.1%
Slovakia	12,514	2,390	301	84	0	-31	-128	-175	-57	5.4%	58.1%	68.5%
Romania	6,818	2,044	387	66	0	-38	-170	-287	-17	8.3%	74.3%	25.1%
Hungary	3,354	820	124	76	573	-16	-59	-76	-16	7.2%	61.5%	21.2%
Croatia	5,973	1,028	489	22	0	-41	-76	-327	-9	7.4%	66.8%	43.5%
Serbia	1,548	171	23	2	0	-10	-13	-18	-1	7.8%	78.6%	35.5%
Other	49	171	17	0	4	0	0	-16	0	0.1%	93.7%	0.0%
Total	133,343	31,329	4,293	368	687	-358	-1,193	-2,326	-125	3.8%	54.2%	34.1%

Stage 1 and Stage 2 comprise not credit impaired loans and advances while Stage 3 includes credit impaired loans and advances. POCI (purchased or originated credit impaired) consists of loans already credit impaired when purchased or originated.

The defaulted part of POCI loans amounted to EUR 165 million (2020: EUR 226 million), the non-defaulted part to EUR 162 million (2020: EUR 142 million).

Loans and advances to customers and coverage by loan loss allowances by business segment and IFRS 9 treatment

in EUR million	Loans to customers					Loan loss allowances				Coverage ratio		
	Stage 1	Stage 2	Stage 3	POCI	Not subject to IFRS 9 impairment	Stage 1	Stage 2	Stage 3	POCI	Stage 2	Stage 3	POCI
Dec 21												
Retail	56,634	7,746	1,440	101	734	-160	-488	-830	-28	6.3%	57.6%	27.6%
Corporates	47,819	13,255	1,423	178	65	-151	-475	-802	-59	3.6%	56.4%	33.2%
Group Markets	580	129	0	0	0	-1	-1	0	0	0.9%	18.5%	0.0%
ALM & LCC	183	14	4	0	0	-1	-1	-4	0	5.5%	99.5%	0.0%
Savings Banks	42,784	9,696	1,282	47	7	-99	-273	-546	-1	2.8%	42.6%	1.7%
GCC	34	2	17	0	2	-1	0	-16	0	2.3%	91.9%	0.0%
Total	148,033	30,842	4,167	327	808	-412	-1,238	-2,198	-88	4.0%	52.8%	26.9%
Dec 20												
Retail	51,256	7,638	1,443	115	573	-129	-455	-849	-34	6.0%	58.8%	29.4%
Corporates	42,700	13,097	1,466	203	100	-135	-443	-865	-88	3.4%	59.0%	43.2%
Group Markets	532	44	1	0	0	-1	-2	0	0	4.5%	5.3%	100.0%
ALM & LCC	213	26	4	0	0	-1	-6	-4	0	21.7%	115.2%	0.0%
Savings Banks	38,616	10,355	1,363	49	10	-93	-287	-592	-4	2.8%	43.5%	7.6%
GCC	26	169	17	0	4	0	0	-16	0	0.1%	93.7%	0.0%
Total	133,343	31,329	4,293	368	687	-358	-1,193	-2,326	-125	3.8%	54.2%	34.1%

The NPL exposures above exclude any write-offs recognised in accordance with IFRS 9. Erste Group distinguishes between contractual write-offs (debt forgiveness towards the defaulted client, either unconditional or subject to conditions) and technical write-offs (claim removal from the books due to no reasonable expectation of recovery, whereby the legal claim towards the customer remains). Both types of write-offs have as a pre-condition that all reasonable workout measures and late collections tools have been applied for optimal recovery.

In case of collateralised loans, write-off prior to the realisation of the collateral is not allowed unless specific circumstances apply. Additional technical write-off triggers include enforcement, worthlessness of claim/collateral, legally binding bankruptcy/liquidation or other economic loss of the rights to claim/sale. The amount written off during 2021, which is still subject to enforcement activity, totals EUR 157 million (2020: EUR 114 million).

Loans and advances to customers by geographical operating segment and currency

in EUR million	EUR	CEE-LCY	CHF	USD	Other	Total
Dec 21						
Austria	101,287	0	2,300	2,913	1,972	108,472
EBOe & Subs.	36,283	0	999	69	58	37,409
Savings Banks	51,407	0	1,257	38	1,114	53,816
Other Austria	13,597	0	43	2,806	800	17,246
CEE	30,885	44,491	18	153	75	75,621
Czech Republic	4,377	29,978	0	58	47	34,459
Slovakia	16,204	0	0	4	27	16,236
Romania	3,011	7,123	0	71	0	10,204
Hungary	1,245	3,960	1	5	0	5,211
Croatia	4,665	2,922	16	11	0	7,614
Serbia	1,384	509	0	3	0	1,897
Other	33	42	4	5	0	84
Total	132,205	44,533	2,322	3,071	2,047	184,177
Dec 20						
Austria	93,915	0	2,672	2,518	2,272	101,376
EBOe & Subs.	34,395	0	1,124	41	73	35,634
Savings Banks	47,503	0	1,505	57	1,329	50,393
Other Austria	12,017	0	43	2,420	869	15,349
CEE	29,657	38,515	22	154	56	68,404
Czech Republic	4,069	25,446	0	41	40	29,597
Slovakia	15,269	0	0	3	16	15,289
Romania	3,108	6,130	0	78	0	9,316
Hungary	1,277	3,643	3	23	0	4,947
Croatia	4,624	2,864	19	4	0	7,511
Serbia	1,310	431	0	3	0	1,744
Other	175	45	4	16	0	240
Total	123,747	38,560	2,698	2,687	2,327	170,020

'CEE-LCY' refers to the CEE geographical segment view where the local currency is the currency of the respective country (e.g. CZK in Czech Republic, RON in Romania etc.).

Securitisations

As of 31 December 2021, Erste Group held a further reduced residual portfolio of securitisations; there were no new investments undertaken and all repayments were made as scheduled.

The carrying amount of Erste Group's securitisation portfolio totalled EUR 9.2 million. The entire exposure consists of three individual transactions, which are AAA, AA and BBB rated.

35. Market risk

Market risk is the risk of loss that may arise due to adverse changes in market prices and to the parameters derived from them. These market value changes might appear in the profit and loss account, in the statement of comprehensive income or in hidden reserves. At Erste Group, market risk is divided into interest rate risk; credit spread risk, currency risk, equity risk, commodity risk, and volatility risk. This concerns both trading and banking book positions.

Methods and instruments employed

At Erste Group, potential losses that may arise from market movements are assessed using the value at risk (VaR). The VaR describes what level of losses may be expected as a maximum at a defined probability – the confidence level – within a certain holding period of the positions under historically observed market conditions. The calculation is based on the method of historic simulation with a one-sided confidence level of 99%, a holding period of one day, and a look back period of two years. In February 2021, Erste Group received regulatory approval for implementing a material model change to its internal model for measuring market risk. The material model change pertains to enhancements in the modelling of the specifics of the CZK interest rate risk factors. The model change affects both VaR and SVaR measures and accounts for an increase in Market Risk RWAs of EUR 300 million on the day of the change (19 February 2021).

Back-testing is used to constantly monitor the validity of the internal market risk model. This process is conducted with a one-day delay to monitor if the model projections regarding losses have actually materialised. At a confidence level of 99%, the actual loss on a given day should exceed the VaR estimate statistically only two to three times a year (1% of around 250 workdays).

A known limitation of the VaR approach is that on the one hand, the confidence level is limited to 99%, and on the other hand, the model takes into account only those market scenarios observed within the look-back period of two years to calculate the VaR for the current position of the bank. To address this limitation and in order to investigate any extreme market situations not reflected in the VaR approach, stress tests are conducted at Erste Group. These stress tests are designed to cover market movements of low probability and high impact.

The stress tests are carried out according to several methods: stressed VaR (SVaR) is derived from the normal VaR calculation. But instead of simulating only over the two most recent years, an analysis of a much longer period is carried out in order to identify a one-year period that constitutes a relevant period of stress for the current portfolio mix. According to the legal framework, that one-year period is used to calculate a VaR with a 99% confidence level. This enables Erste Group on the one hand to hold sufficient own funds available for the trading book even in periods of elevated market volatility, while on the other hand also enabling it to incorporate these resulting effects into the management of trading positions.

Standard scenarios are also defined, in which selected market factors are subject to extreme movements. Such scenarios are calculated at Erste Group for interest rates, stock prices, exchange rates and volatilities. Historic scenarios are a modification of the concept of standard scenarios. In this case, risk factor movements modelled after certain crisis events such as 'Covid-19 crisis' or 'Lehman bankruptcy' form the basis of the stress calculation. In addition, hypothetical stress test scenarios are defined based on analysis of the current economic environment and projections of adverse developments of key market risk drivers. These analyses are made available to the Market Risk Committee within the scope of the regular market risk reporting.

Methods and instruments of risk mitigation

At Erste Group, market risks are controlled in the trading book by setting several layers of limits. The overall limit on the basis of risk-weighted assets (RWAs) for the trading book is allocated by the management board in the Risk Appetite Statement while taking into account the risk-bearing capacity and projected earnings. A further breakdown in VaR, SVaR, and sensitivity limits is done by the Market Risk Committee on the basis of a proposal from the Trading Book Risk Management unit.

All market risk activities of the trading book are assigned risk limits that are entirely consistent with the overall RWA limit. The RWA limit is broken down into dedicated VaR and SVaR limits and assigned in a top-down procedure to the individual trading units. Additionally, in a bottom-up procedure, sensitivity limits are assigned on trading desk level in order to control exposures to individual risk drivers and ensure sufficient diversification. These are then aggregated and applied as a second-limit layer to the VaR and SVaR limits.

Limit compliance is verified at two levels: by the appropriate local risk management unit and by the Trading Book Risk Management unit. The monitoring of sensitivity limits is performed on both intraday and end-of-day basis. On demand, limit reports can also be triggered by the trading units or risk management on an ad-hoc basis.

Trading book VaR and SVaR are calculated daily at group level and reported to all key stakeholders including the relevant board members. In case of a limit breach, the escalation procedure ensures the timely remediation of the limit breach.

The VaR for banking book positions (BB-VaR) is based on the ICAAP calculation of Erste Group where 250.000 historical scenarios are calculated with a theoretical holding period of 1 year and a confidence level of 99.92%. The same calculation is used for the BB-VaR with a 1 day holding period and a 99% confidence level, consistent with the trading book methodology. The results of both calculations, ICAAP and BB-VaR are presented in the Group ALCO to the management board.

Analysis of market risk

The following tables show the VaR amounts at the 99% confidence level using equally weighted market data and with a holding period of one day:

Value at Risk of banking book and trading book

in EUR thousand	Total	Interest	Credit spread	Currency	Shares	Commodity	Volatility
Dec 21							
Erste Group	52,336	44,166	6,771	1,140	2,216	247	1,012
Banking book	47,130	40,360	6,771	-	-	-	-
Trading book	5,206	3,806	-	1,140	2,216	247	1,012
Dec 20							
Erste Group	25,700	21,359	4,251	1,626	1,388	499	544
Banking book	22,200	17,950	4,251	-	-	-	-
Trading book	3,500	3,409	-	1,626	1,388	499	544

In 2021 the model multiplier for Erste Group was increased from 3.0 to 3.25 by the ECB based on the observation that until Q1 2021 Erste Group did not have a systematic process for capturing Risks Not In The Model (RNIME). A regulatory compliant framework was implemented starting with June 2021 and a request for reduction of the regulatory multiplier back to 3.0 was deposited with the ECB. RNIME

exposures in the Erste Group model are immaterial (1% on VaR and SVaR for Q4 2021), well below internal and regulatory thresholds, and do not indicate systematic underestimation of market risk measures.

In the course of the regular review of the models in 2021, some adjustments have been made on the Banking Book VaR calculation. The main improvements are connected to stability of calibration estimates and the harmonization of yield curves for the calibration and simulation.

Interest rate risk in the banking book (IRRBB)

Interest rate risk is the risk of an adverse change in both, the earnings and economic value of financial instruments caused by a movement in market interest rates. This type of risk arises when mismatches exist between assets and liabilities, including derivatives, in respect of their maturities or of the timing of interest rate adjustments.

In order to identify interest rate risk, all financial instruments, including off-balance instruments are used to calculate the impact of certain interest rate scenarios on their economic value and their earnings. Limits and thresholds are implemented for both aspects of the IRRBB, the change in economic value as well as the change in earnings. Positions without contractually defined maturity or repricing structures, such as demand deposits or overdrafts are modelled accordingly. For positions where the customer has the right to prepay his debt prepayment models are applied.

During 2021 significant updates of models for demand deposits, overdraft and credit cards in Česká spořitelna were implemented. Furthermore, several existing models have been recalibrated across the group.

Erste Group responded to the low or even negative interest rate environment since 2015, which poses a challenge for the interest rate risk measurement and management of banks, in recent years by adjusting its methodologies for measuring the interest rate risk. For internal risk calculations and for the regulatory interest rate risk measures, the maximum downward shock is floored according to the Annex III of the EBA guidelines on the management of interest rate risk arising from non-trading activities (EBA/GL/2018/02).

Exchange rate risk

Risk from open foreign exchange positions is the risk related to exchange rates that derives from the mismatch between assets and liabilities, or from currency-related financial derivatives. In the trading book, these risks might originate from customer-related or trading operations and are monitored and managed on a daily basis. Foreign currency exposure is subject to regulatory and internal limits. The internal limits for the trading book are set by the Market Risk Committee.

Erste Group separately measures and manages other types of risks relating to the group's balance sheet and earnings structure. The translation risk related to the valuation of the balance sheet items, earnings, dividends and participations/net investments in local currency or foreign exchange has an impact on consolidated earnings and consolidated capital. Erste Group is also reducing the negative impact related to volatility of foreign exchange rates on asset performance (for example as a result of foreign exchange lending in the CEE countries that was stopped for clients not having sufficient regular income in the respective loan currency).

In order to manage its multi-currency earnings structure, Erste Group regularly discusses hedging opportunities and takes decisions in the Group Asset Liability Committee (ALCO). Asset and Liability Management (ALM) uses as the usual source of information the current financial results and the financial budget prepared for the upcoming period to obtain as much information as possible on the future foreign currency cash flows. The proposal, which mainly includes the volume, hedging level, hedge ratio and timeline of the hedging, is submitted by ALM to ALCO. The impact of translation on consolidated capital is monitored and reported to ALCO. The ALCO decisions are then implemented by ALM and the implementation status is reported on a monthly basis to ALCO.

The following table shows the largest open foreign currency positions of Erste Group as of 31 December 2021 and the open positions of as of 31 December 2020 (excluding foreign currency positions arising from equity participation).

Open foreign currency positions

in EUR thousand	Open Position
Dec 21	
US Dollar (USD)	41,318
Croatian Kuna (HRK)	25,591
Czech Koruna (CZK)	12,442
Serbian Dinar (RSD)	11,298
Hungarian Forint (HUF)	11,123
Polish Zloty (PLN)	10,676
Romanian Leu (RON)	4,368
Japanese Yen (JPY)	3,984
Swiss Franc (CHF)	-3,687
British Pound (GBP)	2,981
Dec 20	
Czech Koruna (CZK)	-189,279
Hungarian Forint (HUF)	19,284
Swiss Franc (CHF)	6,595
Romanian Leu (RON)	-5,184
Polish Zloty (PLN)	4,990
Serbian Dinar (RSD)	3,698
Swedish Krona (SEK)	-2,133
US Dollar (USD)	1,491
Croatian Kuna (HRK)	-1,284
British Pound (GBP)	-1,069

Credit spread risk

Credit spread risk is the risk of an adverse movement in the fair value of financial instruments caused by a change in the creditworthiness of an issuer perceived by the market. Erste Group is exposed to credit spread risk with respect to its securities portfolio, both in the trading as well as in the banking book.

For the trading book, credit spread risk for government bonds is part of the general market risk covered by VaR and SVaR. Corporate bonds are allocated to benchmark spread curves depending on sector, rating, and currency as part of the general risk covered by VaR and SVaR. The issuer specific risk is covered by the standardised approach for Pillar 1 of regulatory capital requirements. For the issuer specific risk of the trading book in Pillar 2, the spread risk is broken down into a systematic and a residual part risk and reported on an aggregated level.

Quantifying the credit spread risk of the securities in the banking book is based on a historical simulation. The maximum (hypothetical) drawdown that can be attributed to credit related risk factors over a one-year horizon is calculated. It is based on credit spread sensitivities (CR01) and the risk factors used are mainly asset swap spreads for sovereigns and iTRAXX CDS indices for financials and corporates. The resulting amount is used as part of the ICAAP calculations to determine the capital consumption of the banking book portfolio.

Hedging

Banking book market risk management consists of optimising Erste Group's risk position by finding the proper trade-off between the economic value of the balance sheet and forecasted earnings. Decisions are based on balance sheet development, economic environment, competitive landscape, fair value of risk, effect on net interest income and appropriate liquidity position. The steering body responsible for interest rate risk management is ALCO. ALM submits proposals for actions to steer the interest rate risk to ALCO and implements ALCO's decisions.

In order to achieve the goals of risk management, hedging activities focus on the two main control variables: net interest income and market value of equity risk. In a broader sense, hedging refers to an economic activity that mitigates risk but does not necessarily qualify for hedge accounting under IFRS rules. IFRS hedge accounting is applied, if possible, to avoid accounting mismatches due to hedging activity. Within the scope of IFRS-compliant hedge accounting, fair value hedges and cash flow hedges are used. In addition, the fair value option is used for hedging the market risk from the economic perspective. Most of the hedging within Erste Group concerns hedging of interest rate risk. The remainder is hedging of foreign exchange rate risk.

36. Liquidity risk

Recent Developments

In 2021, Erste Group further developed and enhanced its liquidity risk calculation and reporting system in the new technical environment. With these improvements, additional metrics such as Net Stable Funding Ratio (NSFR) or reports such as essential part of the Additional Liquidity Monitoring Metrics (ALMM) are now as well established on this technical environment.

Since June 2021, the NSFR is reported to the regulator according to the Regulation (EU) 2019/876 amending the Regulation (EU) No 575/2013 (CRR 2). Furthermore, the internal liquidity stress testing methodology 'Survival Period Analysis' (SPA) was reviewed and updated and is expected to become active in first half of 2022.

Liquidity strategy

In 2021, customer deposits remained the primary source of funding for Erste Group. The growth in loan volume was lower than inflows of customer deposits, the excess liquidity was mainly placed with central banks.

With regards its own issuance, Erste Group Bank AG issued EUR 3.1 billion in bonds in 2021 (2020: EUR 5.2 billion) which in net terms was approx. EUR 0.3 billion above the original plan at the beginning of the year due to pre-funding activities. EUR 2.6 billion (2020: EUR 2.6 billion) was collected by issuing senior preferred bonds. Tier 2 subordinated debt issuance amounted to EUR 0.5 billion (2020: EUR 0.6 billion). A volume of EUR 2.2 billion (2020: EUR 2.0 billion) was printed via benchmark sized transactions and the rest via private placements or the retail network. This was offset by repurchases of EUR 37 million (2020: EUR 62 million). The average tenor of all new issues in 2021 is approximately 7.0 years (2020: 7.1 years).

Erste Group's total TLTRO participation in 2021 was increased to a nominal value of EUR 21.2 billion (2020: EUR 14.1 billion).

Liquidity Metrics and Reports

The liquidity risk in Erste Group is defined in line with the principles set out by the Basel Committee on Banking Supervision as well as the European and Austrian regulations Regulation (EU) No 575/2013 (CRR) amended by the Regulation (EU) No 2019/876 (CRR 2), Commission Delegated Regulation (EU) 2015/61 amended by Commission Delegated Regulation (EU) 2018/1620 and the Kreditinstitute-Risikomanagement-Verordnung - KI-RMV). Accordingly, a distinction is made between market liquidity risk, which is the risk that the group entities cannot easily offset or close a position at the market price because of inadequate market depth or market disruption, and funding liquidity risk, which is the risk that the banks in the group will not be able to meet efficiently both expected and unexpected current and future cash flow and collateral needs without affecting either daily operations or the financial condition of the group members.

Funding liquidity risk is further divided into insolvency risk and structural liquidity risk. The former is the short-term risk that current or future payment obligations cannot be met in full and on time in an economically justified manner, while structural liquidity risk is the long-term risk of losses due to a change in the Group's own refinancing cost or spread.

The regulatory liquidity ratios LCR and NSFR are well implemented in Erste Group. Erste Group uses the above-mentioned technical environment to calculate the LCR according to the Delegated Regulation (EU) 2015/61 (LCR DA) amended by Delegated Regulation (EU) 2018/1620 as well as the NSFR according to the Regulation (EU) No 575/2013 (CRR) amended by the Regulation (EU) No 2019/876 (CRR 2).

Erste Group calculates LCR on a daily basis on a solo and group level and reports it on a monthly basis to the authorities. Furthermore, the LCR is part of the internal Risk Appetite Statement (RAS). LCR limits are defined in the RAS targeting to be well above the regulatory requirement of 100%. Legal lending limits exist in all CEE countries where Erste Group is represented. As they restrict liquidity flows between Erste Group's subsidiaries in different countries they are taken into account for the assessment of liquidity risk in the survival period model as well as in the calculation of the LCR at group level.

The NSFR is calculated on a monthly basis on solo and group level and is reported on a quarterly basis to the authorities. Same as the LCR, the NSFR is part of the internal RAS and limits are defined in the RAS targeting to be well above the regulatory requirement of 100%

Short-term insolvency risk is monitored by calculating the survival period analysis (SPA) on both entity and group levels. This analysis determines the maximum period during which the entity can survive a set of defined scenarios, including a severe combined market and idiosyncratic crisis while relying on its pool of liquid assets. The monitored worst-case scenario simulates very limited money market and capital market access and at the same time significant client deposit outflows. Furthermore, the simulation assumes increased drawdown on guarantees and loan commitments dependent on the type of customer, as well as the potential outflows from collateralised derivative transactions estimating the effect of collateral outflows in the case of adverse market movements. The SPA is covering a stress horizon of up to 12 months. It is calculated on a monthly basis at entity and group level.

Structural liquidity is monitored with the internal Structural Liquidity Ratio (STRL), depicting the going concern maturity mismatches of the subsidiaries and the group as a whole. The STRL is calculated on a monthly basis both on solo entity level and on group level.

All above mentioned reports (LCR, NSFR, SPA and STRL) are reported to the Operational Liquidity Committee (OLC) as well as to the management board during the Group Asset and Liability Committee (Group ALCO).

Additionally, concentration risks in the funding structure and 'Counterbalancing Capacity' (CBC) are regularly monitored and reported to the regulator. Erste Group's funds transfer pricing (FTP) system has also proven to be an efficient tool for structural liquidity risk management.

Methods and instruments of risk mitigation

Apart from the reporting of liquidity metrics to the OLC and the Group ALCO, another important instrument for managing the liquidity risk within Erste Group Bank AG and in relation to its subsidiaries is the FTP system. Important information for liquidity management can

be obtained by the process of planning funding needs. Therefore, a detailed overview of funding needs is prepared on a quarterly basis for the planning horizon across Erste Group.

The Comprehensive Contingency Plan of the Erste Group ensures the necessary coordination of all parties involved in the liquidity management process in case of crisis and is reviewed on a regular basis. The contingency plans of the subsidiaries are coordinated as part of the plan for Erste Group Bank AG.

Analysis of liquidity risk

In Erste Group, the liquidity risk is analysed by the following methods.

Liquidity coverage ratio. Erste Group uses the regulatory LCR for internal monitoring and steering of the liquidity position. To keep the LCR according LCR DA above both limits, the regulatory limit and the internal limit, Erste Group closely monitors its short-term liquidity inflows and outflows as well as its available counterbalancing capacity (CBC).

Liquidity coverage ratio

in EUR million	Dec 20	Dec 21
Liquidity buffer	58,218	71,566
Net liquidity outflow	30,754	40,361
Liquidity coverage ratio	189.3%	177.3%

Structural liquidity gaps. The long-term liquidity position is managed using structural liquidity gaps on the basis of contractual and partially behavioural cash flows of all liquidity relevant components of the balance sheet (on-balance and off-balance). This liquidity position is calculated for each material currency.

Cash flows are broken down by contractual maturities in accordance with the amortisation schedule and arranged in maturity ranges. All customer products without contractual maturities (such as demand deposits and overdrafts) are included according to a going concern maturity profile using model based on statistically observed client behaviour.

Structural liquidity gap

in EUR million	0-12 months		1-3 years		3-5 years		> 5 years	
	Dec 20	Dec 21	Dec 20	Dec 21	Dec 20	Dec 21	Dec 20	Dec 21
Liquidity gap	30,829	37,894	-6,329	-7,021	-5,487	-10,414	-20,221	-21,690

An excess of assets over liabilities is indicated by a positive value, while an excess of liabilities over assets is indicated by a negative value. The cash inflows from liquid securities amounting to EUR 30.7 billion (2020: EUR 27.4 billion), which are accepted as collateral by the central banks to which Erste Group has access, are considered in the first time bucket rather than considering them at their contractual maturity.

Counterbalancing capacity. Erste Group regularly monitors its counterbalancing capacity, which consists of cash, excess minimum reserves at the central banks as well as unencumbered central bank eligible assets and other liquid securities, including impacts from repos, reverse repos and securities lending transactions. These assets can be mobilised in the short term to offset potential cash outflows in a crisis situation.

The figures for December 2021 in the tables below (term structure of counterbalancing capacity and financial liabilities) are extracted from the new technical environment es described in the section 'recent developments' whereas the figures for December 2020 are based on the old technical environment which was still in use back then. The deviations that arise due to the change of the systems are minor and are mainly driven by improved data quality in the new environment.

Term structure of counterbalancing capacity

in EUR million	< 1 week	1 week-1 month	1-3 months	3-6 months	6-12 months
Dec 21					
Cash, excess reserve	29,074	0	0	0	0
Liquid assets	37,951	-6,126	-1,134	-1,447	-2,252
Other central bank eligible assets	1,119	-43	328	-267	499
Thereof retained covered bonds	-86	0	470	0	500
Thereof credit claims	331	0	0	0	243
Counterbalancing capacity	68,144	-6,170	-806	-1,714	-1,753
Dec 20					
Cash, excess reserve	23,741	0	0	0	0
Liquid assets	31,000	-2,904	-2,121	-801	-2,037
Other central bank eligible assets	3,223	-88	1,534	-188	-205
Thereof retained covered bonds	601	0	1,677	0	0
Thereof credit claims	774	0	0	0	0
Counterbalancing capacity	57,964	-2,992	-587	-990	-2,242

The figures above show the total amount of potential liquidity available for the group in a going concern situation considering the applicable central bank haircuts. In a crisis situation, adverse market movements can decrease this amount. The initial counterbalancing capacity available at group level is reduced by additional stressed haircuts. Negative figures are maturing positions of the counterbalancing capacity. Positive figures after one week are positions not immediately available as counterbalancing capacity.

Financial liabilities. The table below shows the undiscounted principal cash flows for all financial liabilities. Data in the financial liabilities table contain interest cash flows for December 2021 whereas for December 2020 they are not included. The reason for this is the switch to the new technical infrastructure during 2021 allowing to report interest cash-flows.

Financial liabilities

in EUR million	Carrying amounts	Contractual cash flows	< 1 month	1-12 months	1-5 years	> 5 years
Dec 21						
Non-derivative liabilities	274,539	278,718	209,599	11,005	39,401	18,714
Deposits by banks	31,886	33,427	4,176	3,315	23,147	2,790
Customer deposits	210,523	213,550	204,311	3,581	4,213	1,445
Debt securities in issue	25,295	26,091	1,088	2,731	10,104	12,169
Subordinated liabilities	6,835	5,650	25	1,377	1,938	2,310
Derivative liabilities	1,933	1,953	-32	729	1,018	239
Derivatives liabilities with netted Cash Flows	0	1,406	105	282	788	231
Derivatives liabilities with gross Cash Flow (net)	0	547	-137	446	229	8
Outflows	0	44,997	27,760	10,706	5,534	995
Inflows	0	-44,449	-27,897	-10,260	-5,305	-987
Contingent liabilities	0	53,529	53,529	0	0	0
Financial guarantees	0	6,796	6,796	0	0	0
Commitments	0	46,734	46,734	0	0	0
Other financial liabilities	2,190	2,190	2,190	0	0	0
Total	278,663	336,391	265,286	11,733	40,419	18,953
Dec 20						
Non-derivative liabilities	246,518	255,108	175,767	25,824	37,358	16,159
Deposits by banks	24,771	25,141	4,671	1,486	17,408	1,576
Customer deposits	191,070	194,088	164,600	20,655	7,330	1,503
Debt securities in issue	24,587	31,016	6,470	3,324	10,129	11,092
Subordinated liabilities	6,089	4,863	25	359	2,491	1,988
Derivative liabilities	2,226	1,512	-5	524	666	326
Derivatives liabilities with netted Cash Flows	-	1,469	237	293	606	333
Derivatives liabilities with gross Cash Flow (net)	-	43	-242	231	60	-7
Outflows	-	51,265	38,785	7,464	4,032	983
Inflows	-	-51,222	-39,027	-7,234	-3,972	-990
Contingent liabilities	-	47,758	47,758	0	0	0
Financial guarantees	-	6,426	6,426	0	0	0
Commitments	-	41,332	41,332	0	0	0
Other financial liabilities	1,286	1,286	1,286	0	0	0
Total	250,030	305,664	224,806	26,348	38,024	16,485

As of year-end 2021, the currency composition of the non-derivative liabilities consisted of approximately 71% EUR, 17% CZK, 4% RON, 3% USD, and 5% in other currencies (2020: 70% EUR, 19% CZK, 3% RON, 3% USD and 5% in other currencies).

Besides the contingent liabilities from unused credit lines and guarantees, material potential cash outflow is calculated from the collateralised derivative transactions for the stress testing, following a historical lookback approach, which amounted to EUR 1.2 billion (2020: EUR 1.1 billion) in the severe combined idiosyncratic and market crisis scenario as of 31 December 2021.

As of 31 December 2021, the volume of customer deposits due on demand amounted to EUR 167.7 billion (2020: EUR 144.9 billion). According to customer segments, the customer demand deposits are composed as follows: 64% private individuals, 21% small and medium-sized enterprises, 8% large corporates, 4% public sector, and 3% non-banking financial institutions (2020: 65% private individuals, 15% large corporates, 14% small and medium-sized enterprises, 4% public sector, and 2% non-banking financial institutions).

37. Operational risk

In line with Article 4 Section 52 of regulation (EU) 575/2013 (CRR), Erste Group defines operational risk as the risk of loss resulting from inadequate or failed internal processes, people and systems, or from external events, including legal risks. Both quantitative and qualitative methods are used to identify operational risks. Consistent with international practice, the responsibility for managing operational risk rests with the line management.

Methods and instruments employed

The quantitative measurement methods are based on internal loss experience data, which are collected across Erste Group using a standard methodology and entered into a central data pool. Additionally, in order to be able to model losses that have not occurred in the past but are nonetheless possible, scenarios and external data are also used. Erste Group sources external data from a leading non-profit risk-loss data consortium.

Erste Group calculates capital requirements for operational risk based on the Advanced Measurement Approach (AMA) that is subject to regulatory approval. AMA is a sophisticated approach for measuring operational risk. Pursuant to AMA, the required capital is calculated using an internal VaR model, taking into account internal data, external data, scenario analysis, business environment and internal risk control factors. Additionally, Erste Group received the approval to use insurance contracts for mitigation within the AMA pursuant to Article 323 CRR.

Methods and instruments of risk mitigation

In addition to quantitative methods, qualitative methods are also used to determine operational risk, such as risk and control assessments through expert panels. Additional methods include setting of key risk indicators and risk assessments in connection with product approvals, outsourcing assessments and risk return decisions. The results of these assessments and processes are reported to line management along with mitigation measures and thus help to reduce operational risks. In order to ensure early detection of changes in the risk profile that may lead to losses, Erste Group monitors a number of key risk indicators such as system availability, staff turnover, and customer complaints.

Erste Group uses a group-wide insurance program that has reduced the cost of meeting Erste Group's traditional property insurance needs. Freed-up resources made it possible to buy additional insurance for previously uninsured bank-specific risks. This program uses a captive reinsurance entity as a vehicle to share losses within the group and access the external market.

The quantitative and qualitative methods used, together with the insurance strategy and the modelling approaches described above, form the operational risk framework of Erste Group. Information on operational risk is periodically communicated to the management board via various reports, most importantly the quarterly Group Risk Report, which informs on recent losses, loss trends, qualitative information derived from Risk Control Self-Assessments, NFR (Non-Financial Risk) decisions, risk indicators, key ratios and the Erste Group VaR for operational risk.

Non-current assets and other investments

38. Property, equipment and investment properties

Property and equipment

Property and equipment is measured at cost less accumulated depreciation and accumulated impairment. Borrowing costs for qualifying assets are capitalised into the costs of property and equipment. Depreciation is calculated using the straight-line method to write down the cost of property and equipment to their residual values over their estimated useful lives. Depreciation is recognised in the statement of income in the line item 'Depreciation and amortisation' and impairment in the line item 'Other operating result'.

	Nutzungsdauer in Jahren
Buildings	30-50
Re-buildings on own and foreign real estates	15-50
Office furniture and equipment	4-10
Passenger cars	4-8
Computer hardware	4-6

Land is not depreciated.

Property and equipment is derecognised on disposal or when no future economic benefits are expected from its use. Any gain or loss arising on disposal of the asset (calculated as the difference between the net disposal proceeds and the carrying amount of the asset) is recognised in the statement of income under the line item 'Other operating result'.

Investment properties

Investment property is property (land and buildings or part of a building or both) held for the purpose of earning rental income or for capital appreciation or both. In the case of partial own use, the property is investment property only if the owner-occupied portion is insignificant. Investments in land and buildings under construction when the future use is expected to be the same as for investment property are treated as investment property.

Investment property is measured initially at cost, including transaction costs. Subsequent to initial recognition, investment property is measured at cost less accumulated depreciation and impairment. Investment property is presented on the balance sheet in the line item 'Investment properties'.

Rental income is recognised in the statement of income in the line item 'Rental income from investment properties and other operating leases'. Depreciation is presented in the statement of income in the line item 'Depreciation and amortisation' using the straight-line method over an estimated useful life. The useful lives of investment properties are in the range of 15-100 years. Any impairment losses, as well as their reversals, are recognised under the line item 'Other operating result'.

Impairment

The bank assesses at each reporting date whether there is an indication that a non-financial asset may be impaired. Testing for impairment is done at individual asset level if the asset generates cash inflows that are largely independent of those from other assets. The typical case is investment property. Otherwise, the impairment test is carried out at the level of the cash-generating unit (CGU) to which the asset belongs. A CGU is the smallest identifiable group of assets that generates cash inflows that are largely independent of the cash inflows from other assets or groups of assets.

If any indication of impairment exists or when annual impairment testing for an asset is required, the bank estimates the asset's recoverable amount. An asset's recoverable amount is the higher of the asset's or the CGU's fair value less costs of disposal and its value in use. If the carrying amount of an asset or CGU exceeds its recoverable amount, the asset is considered impaired and is written down to its recoverable amount. In measuring the value in use, the estimated future cash flows are discounted to their present value using a pre-tax discount rate that reflects current market assessments of the time value of money and the risks specific to the asset.

At each reporting date, an assessment is made as to whether there is any indication that previously recognised impairment losses may no longer exist or may have decreased. If such an indication exists, the bank estimates the asset's or the CGU's recoverable amount. Judgement and estimates are required to determine the value in use and fair value less costs of disposal by estimating the timing and amount of future expected cash flows and the discount rates. The previously recognised impairment loss is reversed only if there has been a change in the assumptions used to determine the asset's recoverable amount since the last impairment loss was recognised. The reversal is limited so that the carrying amount of the asset does not exceed its recoverable amount or does not exceed the carrying amount that would have been determined, net of depreciation, had no impairment loss been recognised for the asset in prior years.

Impairments and their reversals are recognised in the statement of income under the line item 'Other operating result'.

The analysis on the recoverability of non-financial assets in the context of the Covid-19 pandemic is explained in section 'Accounting treatment of issues related to Covid-19' in the chapter 'Significant accounting policies'.

Acquisition and production costs

Own property, equipment and investment properties

in EUR million	Land and buildings	Office and plant equipment/other fixed assets	IT assets (hardware)	Movable other property	Property and equipment	Investment properties
Jan 20	2,540	1,050	538	427	4,555	1,678
Additions	170	54	57	117	399	44
Disposals	-218	-127	-30	-124	-499	-34
Acquisition of subsidiaries	0	2	0	0	2	16
Disposal of subsidiaries	0	0	0	-2	-3	0
Reclassification	-26	2	0	0	-25	26
Assets held for sale	-41	0	0	0	-41	-34
Currency translation	-30	-9	-8	-8	-56	-12
Dec 20	2,393	970	557	410	4,331	1,684
Additions	120	73	55	132	380	83
Disposals	-40	-66	-64	-94	-265	-15
Acquisition of subsidiaries	0	0	0	0	0	0
Disposal of subsidiaries	0	0	0	0	0	-1
Reclassification	-2	-37	39	0	0	0
Assets held for sale	-4	0	0	26	21	-21
Currency translation	32	5	5	5	48	6
Dec 21	2,498	945	593	479	4,515	1,736

Rights of use: property, equipment and investment properties

in EUR million	Land and buildings	Office and plant equipment/other fixed assets	IT assets (hardware)	Movable other property	Property and equipment	Investment properties
Jan 20	541	5	2	2	550	27
Additions	121	1	0	0	122	34
Disposals	-36	-1	0	0	-37	-1
Acquisition of subsidiaries	1	0	0	0	1	0
Disposal of subsidiaries	-1	0	0	0	-1	0
Reclassification	0	0	0	0	0	0
Assets held for sale	0	0	0	0	0	0
Currency translation	-13	0	0	0	-14	0
Dec 20	613	4	2	2	621	60
Additions	74	1	0	10	86	41
Disposals	-25	-1	0	0	-26	-1
Acquisition of subsidiaries	0	0	0	0	0	0
Disposal of subsidiaries	0	0	0	0	0	0
Reclassification	0	0	0	0	0	0
Assets held for sale	0	0	0	0	0	0
Currency translation	6	0	0	0	6	0
Dec 21	668	5	2	12	687	100

Accumulated depreciation

Own property, equipment and investment properties

in EUR million	Land and buildings	Office and plant equipment/other fixed assets	IT assets (hardware)	Movable other property	Property and equipment	Investment properties
Jan 20	-1,159	-740	-374	-131	-2,404	-436
Amortisation and depreciation	-69	-61	-59	-48	-236	-26
Disposals	155	122	31	43	352	12
Acquisition of subsidiaries	0	-1	0	0	-1	-3
Disposal of subsidiaries	0	0	0	2	3	0
Impairment	-16	-2	0	-50	-68	-8
Reversal of impairment	9	0	0	0	9	1
Reclassification	15	0	0	0	15	-15
Assets held for sale	28	0	0	16	44	13
Currency translation	16	7	6	4	33	3
Dec 20	-1,021	-674	-395	-164	-2,253	-459
Amortisation and depreciation	-66	-55	-63	-48	-231	-28
Disposals	27	63	62	45	197	3
Acquisition of subsidiaries	0	0	0	0	0	0
Disposal of subsidiaries	0	0	0	0	1	1
Impairment	-21	-1	0	-21	-44	-6
Reversal of impairment	5	0	0	0	5	1
Reclassification	-1	18	-16	0	1	-1
Assets held for sale	11	0	0	0	11	6
Currency translation	-18	-3	-3	-3	-27	-3
Dec 21	-1,084	-651	-415	-190	-2,340	-484

Rights of use: property, equipment and investment properties

in EUR million	Land and buildings	Office and plant equipment/other fixed assets	IT assets (hardware)	Movable other property	Property and equipment	Investment properties
Jan 20	-70	-1	0	0	-72	-2
Amortisation and depreciation	-85	-1	-1	0	-87	-2
Disposals	12	0	0	0	12	0
Acquisition of subsidiaries	0	0	0	0	0	0
Disposal of subsidiaries	0	0	0	0	0	0
Impairment	-2	0	0	0	-2	-1
Reversal of impairment	0	0	0	0	0	0
Reclassification	0	0	0	0	0	0
Assets held for sale	0	0	0	0	0	0
Currency translation	2	0	0	0	2	0
Dec 20	-143	-1	-1	-1	-146	-5
Amortisation and depreciation	-84	-1	-1	0	-86	-3
Disposals	16	0	0	0	17	1
Acquisition of subsidiaries	0	0	0	0	0	0
Disposal of subsidiaries	0	0	0	0	0	0
Impairment	0	0	0	0	0	-1
Reversal of impairment	1	0	0	0	1	0
Reclassification	0	0	0	0	0	0
Assets held for sale	0	0	0	0	0	0
Currency translation	-2	0	0	0	-2	0
Dec 21	-213	-2	-2	-1	-217	-8

Carrying amounts

Own property, equipment and investment properties

in EUR million	Land and buildings (used by the Group)	Office and plant equipment/other fixed assets	IT assets (hardware)	Movable other property	Property and equipment	Investment properties
Dec 20	1,372	296	162	247	2,077	1,225
Dec 21	1,414	294	178	289	2,175	1,251

Rights of use: property, equipment and investment properties

in EUR million	Land and buildings (used by the Group)	Office and plant equipment/other fixed assets	IT assets (hardware)	Movable other property	Property and equipment	Investment properties
Dec 20	470	3	1	1	475	55
Dec 21	455	3	0	11	470	93

Total carrying amounts

in EUR million	Land and buildings (used by the Group)	Office and plant equipment/other fixed assets	IT assets (hardware)	Movable other property	Property and equipment	Investment properties
Dec 20	1,842	299	163	248	2,552	1,280
Dec 21	1,869	297	178	301	2,645	1,344

The carrying amount of investment properties include properties subject to operating leases in the amount of EUR 1,273.3 million (2020: EUR 1,227.4 million). Investment properties with a carrying amount of EUR 443.6 million (2020: EUR 425.7 million) are pledged as collaterals. Investment properties with a carrying amount of EUR 567.0 million (2020: EUR 563.0 million) are subject to the Austrian Non-Profit Housing Act (Wohnungsgemeinnützigkeitsgesetz) and hence are subject to the specific rules in respect of sale and use of these properties. The carrying amount of property and equipment includes properties subject to operating leases in the amount of EUR 334.3 million (2020: EUR 360.6 million).

In the reporting period, expenditures in the amount of EUR 185.0 million (2020: EUR 147.4 million) are capitalised in the carrying amount of fixed assets and investment properties during their construction. The contractual commitments for purchase of fixed assets are EUR 54.9 million (2020: EUR 74.2 million).

In 2021, land and buildings were impaired in the amount of EUR 15.8 million in Czech Republic (2020: EUR 9.8 million in Romania). As of 31 December 2021, the recoverable amount of these impaired assets amounted to EUR 40.6 million (2020: EUR 12.3 million).

Fair values and fair value hierarchy of investment properties

in EUR million	Carrying amount	Fair value	Level 1	Level 2	Level 3
Dec 21					
Assets for which the FV is disclosed in the notes					
Investment property	523	686	0	0	686
Dec 20					
Assets for which the FV is disclosed in the notes					
Investment property	1,038	1,114	0	0	1,114

The fair values are determined by experts with recognised and relevant professional qualification. Fair values of commercial real estate in Austria and CEE owned by Erste Group through Austrian companies are based on valuation reports relying essentially, but not solely, on observable market inputs (such as selling price per square meter charged in recent market observable transactions for similar assets). For all other property owned by Erste Group through subsidiaries located in CEE countries the valuations are carried out mainly using the comparative and investment methods. Assessment is made on the basis of a comparison and analysis of appropriate comparable investment and rental transactions, together with evidence of demand within the vicinity of the relevant property. The characteristics of such similar transactions are then applied to the asset, taking into account size, location, terms, covenant and other material factors.

The book value related to investment properties for which no disclosure according to IFRS 13 is required amounts to EUR 821 million as of 31 December 2021 (2020: EUR 242 million). The corresponding fair value amounts to EUR 832 million (2020: EUR 318 million).

39. Intangible assets

Goodwill

Goodwill arises from business combinations whereby a subsidiary is acquired. Subsequently, goodwill is carried at cost as established on the acquisition date, less accumulated subsequent impairment losses, if any. For more details on measurement of goodwill at the acquisition date refer to Note 46 Subsidiaries.

Other intangible assets

Erste Group's intangible assets other than goodwill include computer software and customer relationships, the brand and other intangible assets. An intangible asset is recognised only when its cost can be measured reliably and it is probable that the expected future economic benefits that are attributable to it will flow to the bank.

Intangible assets are measured on initial recognition at cost, including transaction costs. Costs of internally generated software are capitalised if Erste Group can demonstrate the technical feasibility and intention of completing the software, the ability to use it, how it will generate probable economic benefits, the availability of resources and the ability to measure the expenditures reliably. Following initial recognition, intangible assets are carried at cost less any accumulated amortisation and any accumulated impairment losses.

The cost of intangible assets acquired in a business combination is their fair value as of the acquisition date. In the case of Erste Group, these are brands and customer relationships, and they are capitalised on acquisition if they can be measured with sufficient reliability.

Intangible assets with finite lives are amortised over their useful economic lives using the straight-line method. The amortisation period and method are reviewed at least at each financial year-end and adjusted if necessary. The amortisation expense on intangible assets with finite lives is recognised in the statement of income under the line item 'Depreciation and amortisation'.

	Nutzungsdauer in Jahren
Computer software	4-10
Customer relationships	10-20

Brands have been impaired to nil carrying amount. As a result, they are not being amortised.

Impairment of intangible assets including goodwill

Impairment of intangible assets is based on the same requirements as described in Note 36 Property, equipments and investment properties. It is typical of intangible assets that they do not generate cash inflows that are largely independent of those from other assets. As a result, the impairment test is carried out at the level of the cash-generating unit (CGU) to which the asset belongs.

Goodwill is tested for impairment annually in November, or whenever there is an indication of possible impairment during the year, with any impairment determined recognised in profit or loss. The impairment test is carried out for each cash-generating unit (CGU) to which goodwill has been allocated. A CGU is the smallest identifiable group of assets that generates cash inflows that are largely independent of the cash inflows from other assets or groups of assets.

Goodwill is tested for impairment by comparing the recoverable amount of each CGU to which goodwill has been allocated with its carrying amount. The carrying amount of a CGU is based on the amount of net asset value allocated to the CGU taking into account any goodwill and intangible assets recognised at the time of business combination if they are allocated to the CGU.

The recoverable amount is the higher of a CGU's fair value less costs of disposal and its value in use. When available, the fair value less costs of disposal is determined based on recent transactions, market quotations or appraisals. The value in use is determined using a discounted cash flow model (DCF model), which incorporates the specifics of the banking business and its regulatory environment. In determining value in use, the present value of future earnings distributable to shareholders is calculated.

The estimation of future earnings distributable to shareholders is based on financial plans for the CGUs as agreed by the management while taking into account the fulfilment of the respective regulatory capital requirements. The planning period is five years. Any forecasted earnings beyond the planning period are derived on the basis of the last year of the planning period and a long-term growth rate. The present value of such perpetual earnings growing at a stable rate (referred to as terminal value) takes into consideration macroeconomic parameters and economically sustainable cash flows for each CGU.

The cash flows are determined by subtracting the annual capital requirement generated by a change in the amount of risk-weighted assets from the estimated future earnings. The capital requirement was defined through the target tier 1 ratio in light of the expected future minimum regulatory capital requirements.

The value in use is determined by discounting the cash flows at a rate that takes into account present market rates and the specific risks of the CGU. The discount rates have been determined based on the capital asset pricing model (CAPM). According to the CAPM, the discount rate comprises a risk-free interest rate together with a market risk premium that itself is multiplied by a factor that represents the systematic market risk (beta factor). Furthermore, a country-risk premium component is considered in calculation of the discount rate. The values used to establish the discount rates are determined using external sources of information.

When the recoverable amount of a CGU is less than its carrying amount, the difference is recognised as an impairment loss in the statement of income under the line item 'Other operating result'. The impairment loss is allocated first to write down the CGU's goodwill. Any remaining impairment loss reduces the carrying amount of the remaining individual assets of the CGU, though not to an amount lower than their fair value less costs of disposal. No impairment loss is recognised if the recoverable amount of the CGU is higher than or equal to its carrying amount. Impairment losses relating to goodwill cannot be reversed in future periods.

The goodwill included in the acquisition cost of investments in associates and joint ventures is not tested separately. Instead, the entire carrying amount of the investment is tested for impairment as a single asset by comparing its recoverable amount (higher of value in use and fair value less costs of disposal) with its carrying amount (after application of the equity method) whenever relevant objective evidence of impairment is identified. Such evidence includes information about significant changes with an adverse effect that have taken place in the technological, market, economic or legal environments in which associates and joint ventures operate, indicating that the cost of the investment may not be recovered.

The analysis on the recoverability of non-financial assets in the context of the Covid-19 pandemic is explained in section 'Accounting treatment of issues related to Covid-19' in the chapter 'Significant accounting policies'.

Acquisition and production costs

in EUR million	Goodwill	Customer relationships	Brand	Software acquired	Self-constructed software within the Group	Others (licenses, patents, etc.)	Total
Jan 20	3,814	739	270	1,569	511	349	7,252
Additions	0	0	0	129	70	13	213
Disposals	-3,124	-570	-267	-11	-30	-6	-4,008
Acquisition of subsidiaries	0	0	0	0	0	0	0
Disposal of subsidiaries	-3	0	0	0	0	-1	-3
Reclassification	0	0	0	-1	-2	2	-1
Assets held for sale	0	0	0	0	0	0	0
Currency translation	-25	-10	-3	-43	-1	-4	-85
Dec 20	662	159	0	1,644	549	353	3,367
Additions	6	0	0	131	51	14	202
Disposals	-8	0	0	-55	-10	-22	-96
Acquisition of subsidiaries	0	0	0	1	0	0	1
Disposal of subsidiaries	0	0	0	0	0	0	0
Reclassification	0	0	0	9	-4	-5	0
Assets held for sale	0	0	0	0	0	0	0
Exchange-rate changes	0	0	0	33	-1	3	36
Dec 21	660	159	0	1,763	585	343	3,510

Accumulated depreciation

in EUR million	Goodwill	Customer relationships	Brand	Software acquired	Self-constructed software within the Group	Others (licenses, patents, etc.)	Total
Jan 20	-3,267	-687	-270	-1,134	-266	-260	-5,884
Amortisation and depreciation	0	-8	0	-106	-53	-23	-189
Disposals	3,124	570	267	23	8	6	3,998
Acquisition of subsidiaries	0	0	0	0	0	0	0
Disposal of subsidiaries	0	0	0	0	0	1	1
Impairment	0	0	0	-2	-1	0	-2
Reversal of impairment	0	0	0	0	0	0	0
Reclassification	0	0	0	-1	0	1	0
Assets held for sale	0	0	0	0	0	0	0
Currency translation	25	9	3	28	0	3	68
Dec 20	-118	-117	0	-1,191	-311	-272	-2,008
Amortisation and depreciation	0	-8	0	-109	-60	-25	-201
Disposals	8	0	0	51	14	24	98
Acquisition of subsidiaries	0	0	0	0	0	0	0
Disposal of subsidiaries	0	0	0	0	0	0	0
Impairment	0	0	0	-7	0	-3	-10
Reversal of impairment	0	0	0	0	0	0	0
Reclassification	0	0	0	-4	0	4	0
Assets held for sale	0	0	0	0	0	0	0
Currency translation	0	0	0	-23	0	-3	-26
Dec 21	-110	-124	0	-1,284	-356	-274	-2,148

Carrying amounts

in EUR million	Goodwill	Customer relationships	Brand	Software acquired	Self-constructed software within the Group	Others (licenses, patents, etc.)	Total
Dec 20	544	42	0	452	238	81	1,359
Dec 21	550	35	0	480	229	69	1,362

The contractual commitments for the purchase of intangible assets amounted to EUR 1.9 million (2020: EUR 1.8 million). As of 31 December 2021 the customer relationship Ringturm Kapitalanlagegesellschaft m.b.H. amounted to EUR 28.0 million (2020: EUR 32.1 million). The remaining amortization period of the customer relationship in Ringturm Kapitalanlagegesellschaft m.b.H. was 6.8 years.

Goodwill

The goodwill of Česká spořitelna a.s. ('CSAS') was tested for objective evidence of impairment on a quarterly basis during 2021. No indicators of impairment were identified during 2021. Therefore, only the annual goodwill impairment test was performed for this CGU as of 31 October 2021. The recoverable amount was higher than the carrying amount, so no impairment was required. Due to the ongoing planning uncertainty as a result of the Covid-19 pandemic and the resulting economic environment, Erste Group derived an additional planning scenario for the impairment test. In addition to the base case scenario, which was weighted as the most likely scenario with 60% probability, a downside scenario with 40% probability weighting was also defined.

Carrying amount and material parameters used for the impairment test per subsidiary (CGU) for significant goodwill

CSAS	
Carrying amount of goodwill as of 1 January 2021 (in EUR million)	544
Effect of exchange rate changes for the year 2021 (in EUR million)	0
Basis upon which recoverable amount has been determined	Value in Use (discounted cash flow model based)
Key interest input parameters into the discounted cash flow model	Risk Free Rate, Terminal Growth Rate, β Factor, Market Risk Premium
Description of approach to determining value assigned to risk free rate	Risk Free Rate has been set at 0.13% p.a. throughout relevant Group's CGUs based on relevant financial statistics published by Deutsche Bundesbank as at the reference date 31 October 2021.
Description of approach to determining values assigned to terminal growth rate	For non-Austrian (CEE) CGUs: Terminal Growth Rate has been equated to 3%, representing the recommended cap level for the Terminal Growth Rate, as per the report ESMA/2013/2 'European Enforcers Review of Impairment of Goodwill and Other Intangible Assets in the IFRS Financial Statements' published by the European Securities and Markets Authority (ESMA).
Description of approach to determining values assigned to β factor	Set as the median value of a group of levered β factors attributable to a sample of 'peer banks' representative of the tested banks (CGUs), as published by Capital IQ as of the reference date 31 October 2021.
Description of approach to determining values assigned to market risk premium	Set at 7.67% throughout relevant Group's CGUs based on published evaluations by the Austrian Chamber of Commerce (Kammer der Steuerberater und Wirtschaftsprüfer).
Period of cash flow projection (years)	5 years (2022 - 2026); extrapolation to perpetuity based on Terminal Growth Rate
Discount rate applied to cash flow projections (pre-tax)	12.9%
The value assigned to β Factor	1.17
Amount of goodwill impairment loss recognised in profit or loss for the year 2021 (in EUR million)	0
Post-impairment carrying amount of goodwill as of 31 December 2021 (in EUR million)	544
<hr/>	
Carrying amount of goodwill as of 1 January 2020 (in EUR million)	544
Effect of exchange rate changes for the year 2020 (in EUR million)	0
Basis upon which recoverable amount has been determined	Value in Use (discounted cash flow model based)
Key interest input parameters into the discounted cash flow model	Risk Free Rate, Terminal Growth Rate, β Factor, Market Risk Premium
Description of approach to determining value assigned to risk free rate	Risk Free Rate has been set at -0.23% p.a. throughout relevant Group's CGUs based on relevant financial statistics published by Deutsche Bundesbank as at the reference date 31 October 2020.
Description of approach to determining values assigned to terminal growth rate	For non-Austrian (CEE) CGUs: Terminal Growth Rate has been equated to 3.00%, representing the recommended cap level for the Terminal Growth Rate, as per the report ESMA/2013/2 'European Enforcers Review of Impairment of Goodwill and Other Intangible Assets in the IFRS Financial Statements' published by the European Securities and Markets Authority (ESMA).
Description of approach to determining values assigned to β factor	Set as the median value of a group of levered β factors attributable to a sample of 'peer banks' representative of the tested banks (CGUs), as published by Capital IQ as of the reference date 31 October 2020.
Description of approach to determining values assigned to market risk premium	Set at 8.03% throughout relevant Group's CGUs based on published evaluations by the Austrian Chamber of Commerce (Kammer der Steuerberater und Wirtschaftsprüfer).
Period of cash flow projection (years)	5 years (2021 - 2025); extrapolation to perpetuity based on Terminal Growth Rate
Discount rate applied to cash flow projections (pre-tax)	13.2%
The value assigned to β Factor	1.17
Amount of goodwill impairment loss recognised in profit or loss for the year 2020 (in EUR million)	0
Post-impairment carrying amount of goodwill as of 31 December 2020 (in EUR million)	544

For cash generating units outside the euro-zone, an inflation differential has been considered when determining the discount rates applicable to the related 2022-2026 cash flow projections.

In respect to tested cash-generating units for which no goodwill impairment loss was determined as of 31 December 2021, the table below summarizes the outcome of the sensitivity analysis performed to determine by how much the key input parameters into the applied discounted cash flow models would need to vary in order to cause the unit's calculated recoverable amount to equal its related carrying amount:

Dec 21	CSAS
Amount by which recoverable amount exceeds/fall short the carrying amount (in EUR million)	3,371
Risk free rate increase/decrease that would cause recoverable amount to equal carrying amount (basis points)	582
Terminal growth rate increase/decrease that would cause recoverable amount to equal carrying amount (basis points)	-6,188
β factor increase/decrease that would cause recoverable amount to equal carrying amount (coefficient value)	0.758
Market risk premium increase/decrease that would cause recoverable amount to equal carrying amount (basis points)	496
<hr/>	
Dec 20	
Amount by which recoverable amount exceeds/fall short the carrying amount (in EUR million)	412
Risk free rate increase/decrease that would cause recoverable amount to equal carrying amount (basis points)	71
Terminal growth rate increase/decrease that would cause recoverable amount to equal carrying amount (basis points)	-1,192
β factor increase/decrease that would cause recoverable amount to equal carrying amount (coefficient value)	0.088
Market risk premium increase/decrease that would cause recoverable amount to equal carrying amount (basis points)	61

40. Other assets

in EUR million	Dec 20	Dec 21
Prepayments	124	112
Inventories	171	149
Sundry assets	456	784
Other assets	751	1,045

In the line 'Inventories' real estate project developments and repossessed assets (mainly real estate) are disclosed.

The impairment of inventories, shown as expense in the reporting period amounts to EUR 5.7 million (2020: EUR 4.7 million). The carrying amount of inventories carried at fair value less costs to sell amounts to EUR 35.6 million (2020: EUR 50.4 million). The cost of inventories recognised as expense in the reporting period amounts to EUR 16.3 million (2020: EUR 16.3 million).

Fiduciary assets

The Group provides trust and other fiduciary services that result in the holding or investing of assets on behalf of its clients. Assets held in a fiduciary capacity are not reported in the financial statements, as they are not the assets of Erste Group.

Leases

A lease is a contract, or part of a contract, that conveys the right to use an asset for a period of time in exchange for consideration.

Erste Group as a lessor

A finance lease is a lease that transfers substantially all the risks and rewards incidental to ownership of an asset. In the case of a finance lease, the lessor reports a receivable from the lessee under the line item 'Finance lease receivables'. The receivable is equal to the present value of the contractually agreed payments taking into account any residual value. Interest income on the receivable is reported in the statement of income in the line item 'Other similar income' under 'Net interest income'.

In the case of operating leases, which are leases other than finance leases, the leased asset is reported by the lessor in 'Property and equipment' or in 'Investment properties' and is depreciated in accordance with the principles applicable to the assets involved. Lease income is recognised on a straight-line basis over the lease term in the statement of income under the line item 'Rental income from investment properties and other operating leases'. Operating leases mainly include the leasing of commercial real estate, automobiles and small trucks.

The lessor is mitigating the risk associated with any rights it retains in underlying assets. This is achieved especially by means of residual value guarantees, variable lease payments for use in excess of specified limits and buy-back agreements with third parties.

An intermediate lessor accounts for the head lease and the sublease as two separate contracts. The intermediate lessor is required to classify the sublease as a finance or operating lease by reference to the right-of-use asset arising from the head lease.

The vast majority of lease agreements in which Erste Group operates as a lessor are finance leases.

Finance leases

Erste Group leases both movable property and real estate to other parties under finance lease arrangements. For finance lease receivables included in this item, the reconciliation of the gross investment in leases to the present value of the minimum lease payments is as follows:

in EUR million	Dec 20	Dec 21
Outstanding lease payments	4,154	4,297
Non-guaranteed residual values	189	171
Gross investment	4,342	4,468
Unrealised financial income	250	245
Net investment	4,093	4,223
Present value of non-guaranteed residual values	168	154
Present value of outstanding lease payments	3,924	4,069

Maturity analysis by residual maturities

in EUR million	Dec 20		Dec 21	
	Gross investment	Present value of outstanding lease payments	Gross investment	Present value of outstanding lease payments
< 1 year	1,056	972	1,105	1,014
1-2 years	892	824	962	896
2-3 years	770	715	798	749
3-4 years	608	570	639	598
4-5 years	415	382	422	371
> 5 years	600	462	541	441
Total	4,342	3,924	4,468	4,069

During 2021, Erste Group recognised interest income on finance lease receivables in the amount of EUR 115.7 million (2020: EUR 118.2 million). Gains/losses from derecognition of finance lease receivables are recognized in line item 'Gains/losses from derecognition of financial assets measured at amortised cost' (Note 10).

Finance lease receivables

Gross carrying amounts and credit loss allowances per impairment buckets

in EUR million	Gross carrying amount					Credit loss allowances					Carrying amount
	Stage 1	Stage 2	Stage 3	POCI	Total	Stage 1	Stage 2	Stage 3	POCI	Total	
Dec 21											
General governments	278	7	0	0	285	0	-2	0	0	-2	283
Credit institutions	3	0	0	0	3	0	0	0	0	0	3
Other financial corporations	83	1	0	0	84	0	0	0	0	0	84
Non-financial corporations	2,568	381	139	0	3,088	-13	-23	-61	0	-97	2,991
Households	797	50	12	0	859	-3	-2	-6	0	-11	848
Total	3,729	439	151	0	4,319	-17	-27	-67	0	-111	4,209
Dec 20											
General governments	358	1	16	0	374	-3	0	-2	0	-4	370
Credit institutions	4	0	0	0	4	0	0	0	0	0	4
Other financial corporations	66	7	0	0	73	0	0	0	0	0	73
Non-financial corporations	2,319	484	171	0	2,974	-11	-10	-70	0	-91	2,883
Households	739	56	15	0	810	-3	-2	-7	0	-12	798
Total	3,485	548	201	0	4,235	-17	-12	-78	0	-108	4,127

Movement in credit loss allowances

in EUR million	As of	Additions	Derecognitions	Transfers between stages	Other changes in credit risk (net)	Insignificant modifications (net)	Write-offs	Other	As of
	Jan 21								Dec 21
Stage 1	-17	-7	1	7	-1	0	0	0	-17
Stage 2	-12	0	10	-10	-11	0	0	-4	-27
Stage3	-78	0	8	-4	16	0	5	-14	-67
POCI	0	0	0	0	0	0	0	0	0
Total	-108	-7	19	-7	4	0	5	-18	-111
	Jan 20								Dec 20
Stage 1	-15	-6	1	7	-4	0	0	0	-17
Stage 2	-5	0	0	-8	1	0	0	0	-12
Stage3	-114	0	35	-11	3	0	6	2	-78
POCI	0	0	0	0	0	0	0	0	0
Total	-134	-6	36	-11	1	0	6	2	-108

In column 'Additions' increases of CLA due to the initial recognition of finance lease receivables during the current reporting period are disclosed. Releases of CLA following the derecognition of the related finance lease receivables are reported in column 'Derecognitions'.

In column 'Transfers between stages' CLA net changes due to changes in credit risk that triggered re-assignments of the related finance lease receivables from Stage 1 as of 1 January 2021 or initial recognition date to Stages 2 or 3 as of 31 December 2021 or vice-versa are reported. The effects of transfers from Stage 1 to Stages 2 or 3 on the related CLAs are adverse and presented in lines attributable to Stages 2 or 3. The effects of transfers from Stages 2 or 3 to Stage 1 on the related CLAs are favourable and presented in line 'Stage 1'. The P&L-neutral effect from cross-stage transferring of the related CLA amounts recognized prior to stage re-assignments are presented above in column 'Other changes in credit risk (net)'.

Any other changes in credit risk which do not trigger a transfer between Stage 1 and Stage 2 or 3 or vice-versa are disclosed in column 'Other changes in credit risk (net)'. This column also captures the passage-of-time adverse effect ('unwinding correction') over the lifetime expected cash shortfalls of finance lease receivables that were assigned to Stage 3 for any period throughout the year, as well as of any POCI finance lease receivables. This adverse effect amounted to EUR 1.9 million (2020: EUR 4.4 million) cumulatively for the year 2021, which also reflects the unrecognized interest income out of the related finance lease receivables throughout the year.

The use of CLA triggered by full or partial write-offs of finance lease receivables is reported in column 'Write-offs'.

One significant driver of the CLA movements for the year has been the transfer of the related instruments across impairment stages. The year-end GCA of finance lease receivables that were assigned at 31 December 2021 to a different stage compared to 1 January 2021 (or to the initial recognition date, if originated during the year) are summarized below:

Transfers between stages

in EUR million	Dec 20	Dec 21
Transfers between Stage 1 and Stage 2		
To Stage 2 from Stage 1	421	155
To Stage 1 from Stage 2	36	146
Transfers between Stage 2 and Stage 3		
To Stage 3 from Stage 2	40	10
To Stage 2 from Stage 3	1	3
Transfers between Stage 1 and Stage 3		
To Stage 3 from Stage 1	47	15
To Stage 1 from Stage 3	6	12

The year-end total GCA of the finance lease receivables that were initially recognized during the reporting period and not fully de-recognized by 31 December 2021 amounts to EUR 1,085.9 million (2020: EUR 1,026.9 million). The GCAs of the finance lease receivables that were held at 1 January 2021 and fully de-recognized during the year 2021 amounts to EUR 410.7 million (2020: EUR 390.3 million).

Operating leases

Under operating leases, Erste Group leases both real estate and movable property to other parties.

Maturity analysis of lease payments from operating leases

in EUR million	Dec 20	Dec 21
< 1 year	175	176
1-2 years	115	121
2-3 years	98	96
3-4 years	73	79
4-5 years	58	63
> 5 years	122	94
Total	641	630

During 2021, Erste Group recognised income relating to variable lease payments in the amount of EUR 4.7 million (2020: EUR 4.5 million). For information about rental income please refer to Note 7 Rental income from investment properties and other operating leases.

Leases where the Group is a lessee

Under IFRS 16, a lessee recognises a right-of-use asset representing its right to use the underlying asset and a lease liability representing its obligation to make lease payments. There are recognition exemptions for short-term leases (less than 12 months) and leases of low-value items.

The right-of-use asset is initially measured at cost. The cost comprises the amount of the initial measurement of the lease liability and also includes other elements such as initial direct costs incurred by the lessee. Subsequently, the right-of-use asset is depreciated to the earlier of the end of its useful life or the end of the lease term. Erste Group uses the straight-line method of depreciation. The right-of-use assets are presented on the balance sheet as part of 'Property and equipment' or, if they are subleased to third parties, for operating leases as part of 'Investment properties' and for finance leases as a 'Finance lease receivable'.

The lease liability is initially measured at the present value of the lease payments that are not paid at the commencement date, discounted using the interest rate implicit in the lease or, if the rate cannot be readily determined, the lessee's incremental borrowing rate. Lease payments comprise fixed lease payments, variable lease payments that depend on an index or a rate, amounts expected to be payable under a residual value guarantee. Additionally, the exercise price under a purchase option and lease payments in an optional renewal period are considered if the lessee is reasonably certain to exercise the options. Extension and termination options are included in a number of real estate leases across Erste Group. The use of extension and termination options gives Erste Group added flexibility in case more suitable premises in terms of costs and/or location are identified or in case it is considered favourable to remain in a location beyond the original lease term.

Subsequently, the carrying amount of the lease liability is increased by interest accrued using the applicable discount rate, reduced by lease payments made and remeasured to reflect any reassessment or lease modification. The incremental borrowing rate for movables consists of Euribor as a base rate, adjusted by a surcharge based on the entity's rating, the amount of funds borrowed, the term of the lease and the collateral provided. The determination of the incremental borrowing rate for property leases is based on two components, the market rate and the single property rate. The market rate considers the lease term, creditworthiness and the base rate Euribor and is derived from existing bank data. The single property rate represents a surcharge to the market rate based on the quality of the single property. On the balance sheet the lease liabilities are presented in the line item 'Lease liabilities'.

Erste Group primarily rents real estates such as buildings and land for headquarters, branches and parking lots. In addition, movables such as IT equipment and ATMs are rented for business operations. For details related to right of use assets capitalized in balance sheet arising from leases where Erste Group is lessee, please see Note 38 Property, plant and equipment.

Maturity analysis of lease liabilities based on undiscounted cash flows

in EUR million	Dec 20	Dec 21
< 1 year	91	85
1-5 years	285	294
> 5 years	222	243
Total	598	622

During 2021, interest expenses on lease liabilities were recognised in the amount of EUR 7.2 million (2020: EUR 7.0 million). In addition expenses in the amount of EUR 4.2 million (2020: EUR 4.1 million) relating to short term leases and expenses amounting to EUR 7.5 million (2020: EUR 5.3 million) relating to leases of low value items, for which the recognition exemption of IFRS 16 applies, were recognised. Gains arising from sale and leaseback transactions in the amount of EUR 7.9 million (2020: EUR 0.8 million) were recognised. Total cash outflow for leases in 2021 was EUR 111.3 million (2020: EUR 105.7 million).

The Erste Group leases an office building and subleases it. The sublease is classified as finance lease because it is for the whole of the remaining term of the head lease.

During 2021, income from subleasing right-of-use assets was recognised in the amount of EUR 2.5 million (2020: EUR 3.5 million).

Erste Group has commitments for future cash outflows which are not reflected in the measurement of lease liabilities as of 31 December 2021. The total undiscounted cash flow amounts to EUR 0.1 million (2020: EUR 71.7 million).

Accruals, provisions, contingent liabilities and legal proceedings

41. Other liabilities

in EUR million	Dec 20	Dec 21
Deferred income	117	106
Sundry liabilities	2,115	2,410
Other liabilities	2,232	2,516

Deferred income outstanding at 31 December 2021 includes 'contract liabilities' in accordance with IFRS 15 in amount of EUR 101 million (2020: EUR 109 million). Revenue recognised in the reporting year 2021 that was included in the contract liability balance at the beginning of the period amounts to EUR 48 million (2020: EUR 39 million).

The item 'Sundry liabilities' mainly contains outstanding settlement liabilities as well as other liabilities from employee benefits.

42. Provisions

Provisions are recognised when the Group has a present obligation as a result of a past event, it is probable that an outflow of resources embodying economic benefits will be required to settle the obligation, and the amount of the obligation can be estimated reliably. On the balance sheet, provisions are reported under the line item 'Provisions'. They include credit risk loss provisions (particularly for financial guarantees and loan commitments) as well as provisions for litigations and restructuring. Expenses or income related to provisions for loan commitments and financial guarantees are reported in the statement of income under the line item 'Impairment result from financial instruments'. Expenses or income related to other provisions are reported in the statement of income under the line item 'Other operating result'.

Defined employee benefit plans

Defined employee benefit plans operated by Erste Group are for pensions, severance and jubilee benefits. From IAS 19 categorisation perspective, pension and severance benefits qualify as post-employment defined benefits plans whereas jubilee benefits are other long-term employee benefits.

In Austria, the defined benefit pension plans relate largely to retired employees. The pension obligations for current employees were transferred to external pension funds. Remaining with Erste Group is a defined benefit obligation for entitlements of former employees who were already retired as of 31 December 1998 before the pension reform took effect and for those former employees who retired only in 1999 but remained entitled to a direct pension from Erste Group under individual agreements. Also included are entitlements to resulting survivor pensions. In addition, an already closed plan for a small number of active entitled employees exists entitling them to defined benefits from Erste Group upon reaching pension age.

In the case of defined benefit pension plans in other countries, the commitments for active employees are primarily dependent on future salary increases, as well as on the expected entitlement date. Due to the nature of the commitment to the defined benefit pensioners, the future, regularly expected pension adjustments according to the collective agreement and the state pension are estimated and taken into consideration as deduction from the total pension. The inflation rate is not indicated separately, but implicitly represented in the assumption for the future collective agreement development.

Employees of Austrian entities who started their employment before 1 January 2003, are entitled to receive a severance payment if their employment is terminated by the employer or if they retire. The amount to be paid depends on the number of years of service and the employee's salary at termination of the employment. For employees who started their employment after 31 December 2002, a contribution-based system is provided. The contributions to external employee pension funds are recognised as expenses.

Defined benefit plans include jubilee benefits. Jubilee provisions are special one-off payments stipulated in the collective agreement which are dependent on remuneration and duration of service. Eligibility is conditioned on a certain minimum duration of the employment.

In addition, there are defined employee benefit plans for foreign subsidiaries and branches, mainly in Romania, Croatia, Serbia and Slovakia.

Obligations ensuing from defined employee benefit plans are determined using the projected unit credit method. Future obligations are determined based on actuarial expert opinions. The calculation takes into account not only those salaries, pensions and vested rights to future pension payments known as of the balance sheet date but also anticipated future rates of increase in salaries and pensions.

The liability recognised under a defined benefit plan represents the present value of the defined benefit obligation less the fair value of the plan assets available for the direct settlement of obligations. For all plans, the present value of the obligation exceeds the fair value of the plan assets. The resulting defined benefit liability is reported on the balance sheet under the line item 'Provisions'. At Erste Group, the plan

assets consist of qualifying insurance policies purchased to back severance and jubilee benefit provisions. Plan assets for pension provision are held by a long-term employee benefit fund.

Remeasurements consist of actuarial gains and losses on the defined benefit obligations and the return on plan assets. Remeasurements of pension and severance defined benefit plans are recognised as accumulated OCI in equity specifically under 'Remeasurement of defined benefit plans' in the statement of changes in equity. The change for the period is reported as OCI in the statement of comprehensive income in the line 'Remeasurement of defined benefit plans'. Remeasurements of jubilee defined benefit plans are recognised in the statement of income under the line item 'Personnel expenses'.

The cost of the defined benefit pension plan is determined using an actuarial valuation. The actuarial valuation involves making assumptions about discount rates, expected rates of return on assets, future salary increases, mortality rates and future pension increases. Assumptions, estimates and sensitivities used for the defined benefit obligation calculations, as well as related amounts are disclosed in the section 'Long-term employee provisions'.

Financial guarantees

In the ordinary course of business, Erste Group provides financial guarantees, consisting of various types of letters of credit and guarantees. A financial guarantee is a contract that requires the guarantor to make specified payments to reimburse the holder for a loss it incurs in case a specified debtor fails to make a payment when due in accordance with the original or modified terms of a debt instrument.

Erste Group as a guarantor recognises financial guarantees as soon as it becomes a contracting party. Financial guarantees are initially measured at fair value. Generally, the initial measurement is the premium received for a guarantee. This amount is subsequently amortised to fee income. If no premium is received at contract inception (i.e. the initial transaction price is zero), this is the price that would be paid to transfer the liability in an orderly transaction between market participants. As a result, the fair value of such a financial guarantee and thus the initial measurement is nil. Subsequent to initial recognition, provisions are recognised based on the expected credit loss impairment model if the amount is higher than the unamortised balance of the initial premium. They are presented on the balance sheet under the line 'Provisions'. The premium received is recognised in the statement of income under the line item 'Fee and commission income' under 'Net fee and commission income' on a straight-line basis over the life of the guarantee.

If Erste Group is a guarantee holder, the treatment depends on whether the financial guarantee is considered as integral to the contractual terms of financial assets whose risk is guaranteed. Erste Group considers as integral those guarantees which are entered into at or close to the inception of the guaranteed financial assets. If the bank has in a loan contract an option to require provision of a guarantee, it is also considered as integral.

Integral financial guarantees are included in the estimates of expected credit losses from the related financial assets. Premiums paid for integral financial guarantees and other credit enhancements are considered in the EIR of the related financial assets.

Financial guarantees which are not considered integral are recognised as reimbursement assets under 'Other assets' in the balance sheet. In the statement of income they reduce the impairment loss incurred on guaranteed financial assets under 'Impairment result from financial instruments'. A precondition for this treatment is that it must be virtually certain that the guarantee would reimburse the bank for the loss. Premiums paid for non-integral financial guarantees are presented in the statement of income under the line item 'Fee and commission expense' under 'Net fee and commission income'.

Significant accounting judgements, assumptions and estimates

Recognition of provisions requires judgement with respect to whether Erste Group has a present obligation as a result of a past event and whether it is probable that an outflow of resources embodying economic benefits will be required to settle the obligation. Furthermore, estimates are necessary with respect to the amount and timing of future cash flows when determining the amount of provisions. Further details on provisions for off-balance credit risk exposures are explained in Note 34 Credit risk. Legal proceedings that do not meet the criteria for recognition of provisions are described in Note 43 Contingent liabilities.

in EUR million	Dec 20	Dec 21
Long-term employee provisions	1,042	951
Pending legal issues and tax litigation	359	332
Loan commitments and financial guarantees given	399	464
CLA for loan commitments and financial guarantees in Stage 1	83	113
CLA for loan commitments and financial guarantees in Stage 2	211	228
CLA for loan commitments and financial guarantees in Stage 3	102	111
CLA for loan commitments and financial guarantees - POCI	2	12
Other provisions	282	239
Provisions for onerous contracts	3	3
Other	279	237
Provisions	2,082	1,986

Long-term employee provisions

in EUR million	Pensions	Severance payments	Jubilee benefits	Total
Present value of long-term employee benefit obligations – Dec 17	700	431	88	1,219
Present value of long-term employee benefit obligations – Dec 18	750	445	97	1,292
Present value of long-term employee benefit obligations – Dec 19	791	497	113	1,400
Settlements/curtailments	2	0	0	1
Service cost	1	12	8	22
Interest cost	8	5	1	14
Payments	-64	-43	-5	-112
Exchange rate difference	-3	0	0	-4
Other changes	0	0	0	0
Actuarial gains/losses recognised in OCI				
Adjustments in financial assumptions	33	26	0	59
Adjustments in demographic assumptions	0	0	0	0
Experience adjustments	7	-5	0	2
Actuarial gains/losses recognised in PL				
Adjustments in financial assumptions	0	0	5	5
Adjustments in demographic assumptions	0	0	0	0
Experience adjustments	0	0	-2	-2
Present value of long-term employee benefit obligations – Dec 20	774	493	119	1,386
Obligations covered by plan assets	28	251	65	344
Obligations covered by provisions	746	242	54	1,042
Less fair value of plan assets	28	251	65	344
Provisions – Dec 20	746	242	54	1,042
Present value of long-term employee benefit obligations – Dec 20	774	493	119	1,386
Settlements/curtailments	0	0	0	0
Service cost	1	12	8	22
Interest cost	5	3	1	8
Payments	-60	-41	-5	-107
Exchange rate difference	3	0	0	3
Other changes	6	-1	0	5
Actuarial gains/losses recognised in OCI				
Adjustments in financial assumptions	-6	-11	0	-17
Adjustments in demographic assumptions	0	0	0	0
Experience adjustments	-4	-7	0	-11
Actuarial gains/losses recognised in PL				
Adjustments in financial assumptions	0	0	-3	-3
Adjustments in demographic assumptions	0	0	0	0
Experience adjustments	0	0	-5	-5
Present value of long-term employee benefit obligations – Dec 21	720	447	115	1,282
Obligations covered by plan assets	34	234	64	332
Obligations covered by provisions	686	213	51	951
Less fair value of plan assets	34	234	64	332
Provisions – Dec 21	686	213	51	951

Actuarial assumptions

For Austrian entities the actuarial calculation of pension obligations is based on the following assumptions:

in %	Dec 20	Dec 21
Interest rate	0.50	1.05
Expected increase in retirement benefits	2.00	2.40

The expected retirement age for each employee was individually calculated on the basis of the changes set out in the Budget Implementation Act of 2003 (Austrian Federal Law Gazette Vol. I No. 71/2003) regarding the increase in the minimum retirement age. The currently applicable legislation on the gradual raising of the retirement age for men and women to 65 was taken into consideration.

For Austrian entities the actuarial calculation of severance payment and jubilee benefits is based on the following assumptions:

in %	Dec 20	Dec 21
Interest rate	0.50	1.05
Average increase in salary (incl. career trend and collective agreement trend)	2.90	3.30

The interest rate applied for the calculation of the long-term employee provisions is derived from the yield of a portfolio of AA-rated corporate bonds. For this purpose the weighted average yield of the underlying portfolio with a corresponding duration is determined.

For the non-Austrian subsidiaries and branches interest rates between 0.3% (2020: 0.01%) and 4.5% (2020: 3.7%) were used. The legal retirement age is in a range between 60 years for women and 65 years for men.

Obligations were calculated based on mortality tables entitled 'AVÖ 2018–P – Rechnungsgrundlagen für die Pensionsversicherung' or comparable mortality tables.

Investment strategy

The primary investment strategy of Erste Group is the continuous optimization of plan assets and the effective coverage of existing entitlements. The Group works with professional fund managers for the investment of plan assets. The Investment Fund Act applies as a requirement with respect to specific investment guidelines relating to the investment of plan assets. Additionally, the Investment Committee which is composed of senior staff in the financial sector and representatives of the S-Versicherung and Erste Asset Management meets once a year.

Erste Group's severance payments and jubilee payments are partially covered by the fair value of plan assets, while defined benefit pension plans are not financed with segregated assets. Majority of defined benefit pension plans only exist for already retired employees. Majority of pension plans are dedicated to former employees of Austrian entities of Erste Group and are unfunded. Major part of the plans (sum over severance payments, defined benefit pension plans and jubilee payments) are not matched with dedicated assets.

For the yearly pension payments of the unfunded defined benefit plans and the unfunded part of severance payments Erste Group generally takes care within its asset-liability management strategy covering the funding plan and interest rate risk position of the Group. The payments for 2022 are expected with EUR 78 million (2021: EUR 79 million) for both plans.

Movements in plan assets

in EUR million	Pensions	Severance payments	Jubilee benefits	Total
Fair value of plan assets – Dec 19	27	258	62	347
Addition	0	0	0	0
Interest income on plan assets	0	2	1	3
Contributions by the employer	0	26	9	35
Benefits paid	-3	-31	-5	-40
Actuarial gains/losses recognised in OCI	3	-4	0	-1
Actuarial gains/losses recognised in PL	1	0	0	1
Fair value of plan assets – Dec 20	28	251	65	344
Addition	2	0	0	2
Interest income on plan assets	1	1	0	2
Contributions by the employer	0	14	5	20
Benefits paid	-1	-30	-8	-38
Actuarial gains/losses recognised in OCI	3	-2	1	1
Actuarial gains/losses recognised in PL	0	0	0	0
Fair value of plan assets – Dec 21	34	234	64	332

In 2022, the expected contributions for the severance and jubilee benefit obligations will amount to EUR 8.0 million (2021: EUR 9.0 million). The contributions shown in the table include not only regular contributions but also one-time payments at the end of the year. The total gain on plan assets amounted to EUR 3.5 million (2021: gain EUR 2.8 million).

Control and risk

The effective allocation of plan assets is determined by the administering body including the relevant existing economic and market conditions as well as considering specific risks of the individual asset classes and the risk profile. Moreover the Investment Committee is responsible for monitoring the mandate guidelines and the investment structure, the supervision, which may arise from regulatory or other legal requirements, as well as the monitoring of demographic changes. As an additional steering tool the fund management generates a report, which is transmitted on a quarterly basis to the Group. Overall, the Group tries to minimize the impact caused by market movements on the pension plans.

Asset allocation in the different asset classes

in EUR million	Dec 20					Dec 21				
	Europe-EMU	Europe-non EMU	USA	Other countries	Total	Europe-EMU	Europe-non EMU	USA	Other countries	Total
Cash and cash equivalents					105					50
Equity instruments	1	1	22	8	32	1	1	27	9	38
Investment-grade bonds										
Government	1	0	0	0	1	2	0	1	9	12
Non-government bonds	13	4	4	2	22	8	7	4	7	26
Non-investment-grade bonds										
Government	2	0	0	0	2	2	0	0	5	7
Non-government bonds	101	20	8	38	167	88	30	29	49	196
Alternatives										
Commodities	0	0	0	0	0	0	0	0	0	0
Other	0	0	0	0	0	0	0	0	0	0
Derivatives (market risk)										
Interest rate risk	0	0	0	0	0	0	0	0	0	0
Credit risk	0	0	0	0	0	0	0	0	0	0
Equity price risk	0	0	0	0	0	0	0	0	0	0
Foreign exchange risk	0	0	0	0	0	0	0	0	0	0
Other	0	0	0	0	15	0	0	0	0	4
Plan assets	0	0	0	0	344	0	0	0	0	332

In the table above, Investment-grade refers to BBB and above. The plan assets shown in the table above include mainly assets that are quoted and traded on active markets. As of 31 December 2021, the plan assets did not include material amounts of securities issued by the Group or other claims upon it. Moreover none of the mortgage securities used by the Group are included.

Effects of defined post-employment benefit plans in profit or loss

in EUR million	Dec 20	Dec 21
Settlements/curtailments	-1	0
Service cost	-22	-22
Net interest	-11	-6
Total	-35	-28

Settlements and curtailments as well as service costs are included in the income statement in the line item 'Personnel expenses'.

Net interest includes interest expenses for long-term employee benefits as well as the expected return on plan assets. These are disclosed in the income statement in the line item 'Other similar income' and 'Other similar expense' under 'Net interest income'. As of 31 December 2021, the cumulative amount of remeasurement from defined benefit plans, recognised in other comprehensive income amounted to EUR -815.2 million before tax (2020: EUR -843.8 million).

Sensitivity to key assumption

The following table presents a sensitivity analysis for each significant actuarial assumptions showing how the defined benefit obligation would have been affected by changes in the relevant actuarial assumptions that were reasonably possible at the balance sheet.

in EUR million	Dec 20			Dec 21		
	Pensions	Severance payments	Total	Pensions	Severance payments	Total
Change in discount rate +0.5%	741	466	1,207	689	423	1,112
Change in discount rate -0.5%	809	523	1,332	750	473	1,223
Change in future salary increases +0.5%	774	522	1,296	718	472	1,190
Change in future salary increases -0.5%	774	466	1,240	718	423	1,141
Change in future benefit increases +0.5%	830	493	1,323	768	447	1,215
Change in future benefit increases -0.5%	721	493	1,214	671	447	1,118
Increase in survival rate by approx. 10%	838	493	1,331	778	447	1,225

Impact on cash flows

Benefits expected to be paid by the defined benefit plans in each of the respective periods

in EUR million	Pensions	Severance payments	Total
2022	57	21	78
2023	54	20	74
2024	51	16	67
2025	48	20	68
2026	45	20	65
2027-2031	183	123	306

Duration

Weighted average duration of the defined-benefit obligations

in years	Dec 20	Dec 21
Pensions	8.86	8.60
Severance payments	11.67	11.31
Total	9.96	9.64

The weighted average duration is affected by changes in longevity and in the mortality table.

Sundry provisions

Movement in credit loss allowances for loan commitments and financial guarantees

in EUR million	As of	Additions	Derecognitions	Transfers between stages	Other changes in credit risk (net)	Other	As of
	Jan 21						Dec 21
Stage 1	83	202	-76	-127	35	-5	113
Stage 2	211	0	-74	169	-75	-4	228
Stage 3	102	0	-13	30	-6	-1	111
POCI	2	0	-10	0	19	0	12
Total	399	202	-173	71	-26	-10	464
	Jan 20						Dec 20
Stage 1	64	214	-69	-82	-42	-1	83
Stage 2	75	0	-78	174	47	-7	211
Stage 3	151		-45	7	41	-52	102
POCI	3	22	-10	0	-13	-1	2
Total	293	236	-202	99	33	-60	399

In column 'Additions' increases of CLA due to the initial recognition of loan commitments and financial guarantees during the current reporting period are disclosed. Releases of CLA following the derecognition of the related loan commitments and financial guarantees are reported in column 'Derecognitions'.

In the column 'Transfers between stages' CLA net changes due to changes in credit risk that triggered re-assignments of the related loan commitments and financial guarantees from Stage 1 (at 1 January 2021 or initial recognition date) to Stages 2 or Defaulted at 31 December 2021 or vice-versa are reported. The effects of transfers from Stage 1 to Stages 2 or Defaulted on the related CLAs are adverse and presented in lines attributable to Stages 2 or Defaulted. The effects of transfers from Stages 2 or Defaulted to Stage 1 on the related CLAs are favourable and presented in line 'Stage 1'. The P&L-neutral effect from cross-stage transferring of the related CLA amounts recognized prior to stage re-assignments are presented above in column 'Other changes in credit risk (net)'. This column also captures the passage-of-time adverse effect ('unwinding') over the lifetime expected cash shortfalls of defaulted loan commitments and financial guarantees.

One significant driver of the CLA movements for the year has been the transfer of the related instruments across different stages. The year-end notional amounts of loan commitments and financial guarantees that were assigned at 31 December 2021 to a different stage compared to 1 January 2021 (or to the initial recognition date, if originated during the year) are summarized below:

Transfers between stages

in EUR million	Dec 20	Dec 21
Transfers between Stage 1 and Stage 2	5,321	4,050
To Stage 2 from Stage 1	4,684	1,969
To Stage 1 from Stage 2	637	2,081
Transfers between Stage 2 and Defaulted	72	86
To Defaulted from Stage 2	32	55
To Stage 2 from Defaulted	40	31
Transfers between Stage 1 and Defaulted	65	61
To Defaulted from Stage 1	45	30
To Stage 1 from Defaulted	20	31

The year-end nominal amounts of unused off-balance commitments and financial guarantees that were initially recognized during the year 2021 and not fully de-recognized by 31 December 2021 amounts to EUR 19,193.5 million (2020: EUR 14,165.7 million). The nominal amounts of unused off-balance commitments or financial guarantees that were held at 1 January 2021 and fully de-recognized during the year 2021 amounts to EUR 10,130.0 million (2020: EUR 7,915.1 million).

Sundry provisions 2021

in EUR million	Jan 21	Allocations	Use	Releases	Unwind of discount	Exchange rate and other changes	Dec 21
Pending legal issues and tax litigation	359	108	-47	-90	0	2	332
Commitments and guarantees given out of scope of IFRS9	76	62	0	-72	0	14	80
Other provisions	206	29	-33	-43	0	-1	159
Provisions for onerous contracts	3	0	0	0	0	0	3
Other	204	29	-33	-42	0	-1	156
Provisions	641	199	-80	-204	0	15	571
	Jan 20						Dec 20
Pending legal issues and tax litigation	353	37	-8	-17	0	-5	359
Commitments and guarantees given out of scope of IFRS9	17	101	0	-105	0	63	76
Other provisions	202	36	-13	-15	0	-4	206
Provisions for onerous contracts	3	0	-1	0	0	0	3
Other	199	36	-13	-15	0	-4	204
Provisions	571	174	-21	-137	0	54	641

Under position 'Pending legal issues and tax litigation' provisions related to litigations from lending business, asset management or litigations with customer protection associations, which normally occur in banking business, are disclosed. In 2021, the increase of provision for risks related to Romanian Consumer Protection Claims Act was recognized in income statement in amount of EUR 1.2 million (2020: release EUR 6.2 million). The total amount of the provision as of 31 December 2021 was EUR 122.3 million (2020: EUR 122.8 million).

The level of other provisions is the best possible estimate of expected outflow of economic benefits at the reporting date, while taking into account the risks and uncertainties underlying the commitment to fulfill the obligation. During 2019 a provision in the amount of EUR 153.3 million was allocated for losses expected from a decision of the Romanian High Court in relation to the business activities of the Romanian building society subsidiary BCR Banca pentru Locuinte SA. (BPL). The related provision is disclosed in line 'Other provisions'. This case is about whether state subsidies had been disbursed to building society clients in accordance with the applicable legal provisions. The provision was determined based on the expected amount that should be returned to the Romanian State, consisting of state premiums, interest and penalties. The duration of these proceeding cannot be estimated reliably. The total amount of the provision as of 31 December 2021 amounted to EUR 126.5 million (2020: EUR 141.6 million).

43. Contingent liabilities

To meet the financial needs of customers, the bank enters into various irrevocable commitments and contingent liabilities. Even though these obligations may not be recognised on the balance sheet, they do involve credit risk and are therefore part of the overall risk of the Bank (see Note 34 Credit risk).

Legal proceedings

Erste Group Bank AG and some of its subsidiaries are involved in legal disputes, most of which have arisen in the course of ordinary banking business. These proceedings are not expected to have a significant negative impact on the financial position or profitability of Erste Group or Erste Group Bank AG. Erste Group is also subject to the following ongoing proceedings, some of which, if adversely adjudicated, may have a significant impact on the financial position or profitability of Erste Group or Erste Group Bank AG. Any possible financial impacts of these proceedings are not disclosed, as neither the duration nor the outcome can be reliably estimated and to avoid influencing the outcome of the various proceedings.

Consumer protection claims

Several subsidiaries of Erste Group have been named in their respective jurisdictions as defendants in a number of lawsuits and in regulatory proceedings, filed by individual customers, regulatory authorities or consumer protection agencies and associations. Some of the lawsuits are class actions. The proceedings mainly relate to allegations that certain contractual provisions, particularly in respect of consumer loans, violate mandatory consumer protection laws and regulations and principles of general civil law and that certain fees or parts of interest payments charged to customers in the past must be repaid. The allegations relate to the enforceability of certain fees as well as to contractual provisions for the adjustment of interest rates and currencies. In some jurisdictions, the legal risks in connection with loans granted in the past are also increased by the enactment of politically-motivated laws impacting existing lending relationships, which may result in repayment obligations towards customers, as well as a level of unpredictability of judicial decisions beyond the level of uncertainty generally inherent in court proceedings. The following consumer protection issues are deemed particularly noteworthy.

In Romania, BCR is, aside from being a defendant in a number of individual law suits filed by consumers, among several local credit institutions pursued by the consumer protection authority for allegedly abusive clauses pertaining to pre-2010 lending practices. In connection therewith, BCR is currently a defendant in individual litigation claims filed by the local consumer protection authority, in each case on behalf of a single or several borrowers. Only a part of these cases have so far been finally decided by the courts, only few of them with an

adverse result for BCR and with rather limited impact so far. Adverse judgments on the validity of certain clauses may have the impact of invalidating such clauses also in other similar agreements concluded by BCR with other consumers.

In Croatia, the Supreme Court, in a proceeding initiated by a local consumer protection association against several credit institutions ('Collective Case'), among them Erste Bank Croatia ('EBC'), declared in 2015 that Swiss Franc (CHF) clauses in loan agreements with consumers are valid, but contractual provisions permitting unilateral change of the variable interest rates in CHF denominated consumer loans, used by the majority of credit institutions until 2008, are null and void. In 2016, the Croatian Constitutional Court rescinded the part of the Supreme Court of Croatia decision relating to the validity of CHF clauses. After the case had been returned for a retrial with respect to the CHF clause to the court of second instance, such court delivered its decision in 2018, declaring in essence the nullification of the CHF currency clause, holding that collective and individual consumer rights were breached. However, no specific obligation of the bank was ordered by the verdict. In 2019 the Supreme Court rejected the appeal of the credit Institutions against the 2018 decision. As the subsequent constitutional claim against such decision was rejected by the Constitutional Court in 2021, EBC filed a request to the European Court of Human Rights, as EBC considers that in the proceedings before the national courts its rights granted under the European Convention for the Protection of Human Rights and Fundamental Freedoms have been breached. The impact of the rulings in the Collective case on legal disputes with individual clients related to CHF denominated loan agreements is difficult to predict, especially in light of the laws enacted in 2015 that forced credit institutions to accept requests from clients that are consumers or individual professionals to convert their CHF denominated loans into EUR with retroactive effect. Currently, a case is pending before the European Court of Justice (ECJ) for interpretation of relevant provisions of EU's Directive 93/13, and depending on the ECJ's interpretation of the questions raised in that particular case, such ECJ decision could be relevant for determining whether borrowers who have converted their loans still are entitled to any further claims and compensation.

CSAS minority shareholders claims

Following the completion of a squeeze-out procedure in CSAS resulting in Erste Group Bank AG becoming the sole shareholder of CSAS, some former minority shareholders of CSAS have filed legal actions with the courts in Prague. In the case against CSAS the plaintiffs aim in essence at invalidating the shareholders' resolution approving the squeeze-out. In the proceedings against Erste Group Bank AG the plaintiffs allege in essence that the share price of 1.328 CZK (then approx. EUR 51 per share) paid by Erste Group Bank AG in the squeeze-out of the CSAS minority shareholders in 2018 was unfair and too low and should be increased. In case the courts find there should be an increase, this would affect all minority shareholders squeezed-out. In the squeeze-out performed in 2018 Erste Group Bank AG acquired a total of 1.03% of minority shares for a consideration of approx. EUR 80 million. Erste Group Bank AG views that the purchase price, established by a valuation done by professional external experts, was correct and fair.

Capital instruments, equity and reserves

44. Total equity

in EUR million	Dec 20	Dec 21
Subscribed capital	860	860
Additional paid-in capital	1,478	1,478
Retained earnings and other reserves	12,267	13,424
Owners of the parent	14,604	15,761
Additional equity instruments	2,733	2,236
Non-controlling interests	5,073	5,516
Total	22,410	23,513

As of 31 December 2021, subscribed capital (also known as registered capital) consists of 429,800,000 (2020: 429,800,000) voting bearer shares (ordinary shares). The pro rata amount of registered capital, per no-par value share, was EUR 2.00. Additional paid-in capital (or share premium) represents the amount by which the issue price of the shares exceeded their par value. Retained earnings and other reserves represent accumulated net profit brought forward, as well as income and expenses recognised in other comprehensive income.

Additional equity instruments

In addition Erste Group Bank AG issued additional tier 1 capital (AT1 bonds). AT1 bonds are perpetual and can be cancelled only by the issuer at predetermined dates. The bonds include discretionary non-cumulative coupon payments.

AT1 bonds issued

Nominal value	Currency	Issue	Initial fixed rate	Reset rate after the first call date	Coupon payments	First and subsequent calls dates
500 million	EUR	April 2017	6.5%	5Y swap +6,204%	Semi-annually on 15th April and 15th October	15.04.2024 + coupon dates thereafter
500 million	EUR	March 2019	5,125%	5Y swap +4,851%	Semi-annually on 15th April and 15th October	15.10.2025 + coupon dates thereafter
500 million	EUR	January 2020	3,375%	5Y swap +3,433%	Semi-annually on 15th April and 15th October	15.04.2027 + coupon dates thereafter
750 million	EUR	November 2020	4.25%	5Y swap +4,646%	Semi-annually on 15th April and 15th October	15.10.2027 + coupon dates thereafter

If common equity tier 1 ratio of Erste Group or Erste Group Bank AG falls below 5.125% (i.e. a trigger event occurs) the principal amount will be written down (fully or partially) on a temporary basis. The issuer may, at its sole discretion, write up the amount (fully or partially) provided a positive profit has been recorded and the trigger event no longer exists.

Distributions on own equity instruments

Distributions on own equity instruments are recognised as a liability and deducted from equity when their payment is confirmed. For dividends on common shares the decision is taken by the Annual General Meeting. For coupons on Additional Tier 1 instruments the payouts do not need approvals but an event of non-payment would require a decision of Erste Group Bank AG Board.

Changes in number of outstanding shares

	Dec 20	Dec 21
Shares outstanding as of 1 January	408,127,137	405,470,710
Acquisition of treasury shares	-7,517,744	-9,624,711
Disposal of treasury shares	4,861,317	9,588,711
Shares outstanding as of 31 December	405,470,710	405,434,710
Treasury shares	24,329,290	24,365,290
Number of shares issued as of 31 December	429,800,000	429,800,000
Weighted average number of outstanding shares	426,324,725	426,246,662
Weighted average diluted number of outstanding shares	426,324,725	426,246,662

In addition to the calculation of the annual average number of shares outstanding by incorporation of acquisitions and disposals of treasury shares during the year, the line items 'weighted average number of outstanding shares' and 'weighted average diluted number of outstanding shares' consider a proportionate allocation of the treasury shares held by non-controlling interests.

Treasury shares and contracts on treasury shares

Equity instruments of Erste Group that it or any of its subsidiaries acquire (referred to as treasury shares) are deducted from equity. Consideration paid or received on the purchase, sale, issue or cancellation of Erste Group's own equity instruments, including transaction costs, is recognised directly in equity. No gain or loss is recognised in profit or loss or OCI on the purchase, sale, issue or cancellation of own equity instruments.

Transactions and shares held by the management board and supervisory board

The shares of management- and supervisory board member, whose office term began or ended during the financial year, held as at the date of inception or termination of their term in office were recognized as additions or disposals.

Shares and related dividends held by management board

Managing board member	Dec 20	Additions	Disposals	Dec 21	Dividends received in 2021 (in EUR)
Spalt Bernhard (Chairman)	10,000	5,000	0	15,000	22,500
Bleier Ingo	3,111	0	0	3,111	4,667
Dörfler Stefan	1,500	0	0	1,500	2,250
Habeler-Drabek Alexandra	72	0	0	72	108
O'Mahony David	0	0	0	0	0
Poletto Maurizio	0	0	0	0	0
Schaufler Thomas (Board member: 1 January until 31 October 2021)	0	815	815	0	1,223

Shares and related dividends held by supervisory board

Supervisory board member	Dec 20	Additions	Disposals	Dec 21	Dividends received in 2021 (in EUR)
Rödler Friedrich (Chairman)	2,502	0	0	2,502	3,753
Homan Jan (1st Vice Chairman)	4,400	0	0	4,400	6,600
Hardegg Maximilian (2nd Vice Chairman)	240	0	0	240	360
Bulach Matthias	0	0	0	0	0
Egerth-Stadlhuber Henrietta	0	0	0	0	0
Gual Solé Jordi	0	0	0	0	0
Haag Markus	176	0	0	176	264
Haberhauer Regina	188	0	0	188	282
Khüny Marion	0	0	0	0	0
Krainer Senger-Weiss Elisabeth	0	0	0	0	0
Lachs Andreas	0	0	0	0	0
Pichler Barbara	309	0	0	309	464
Pinter Jozef	0	0	0	0	0
Santner Friedrich	0	0	0	0	0
Schuster Michael (since 19 May 2021)	0	0	0	0	0
Simor András	0	0	0	0	0
Stack John James (until 19 May 2021)	32,761	0	32,761	0	49,142
Sutter-Rüdisser Michèle F.	0	0	0	0	0
Zeisel Karin	38	0	0	38	57

As of 31 December 2021, supervisory board members did not hold options in Erste Group Bank AG shares. Persons related to members of the management board or supervisory board held 111 shares (2020: 111 shares) of Erste Group Bank AG.

Remaining authorised and contingent capital as of 31 December 2021

Clause 5 of the articles of association authorises the management board to increase the registered capital with the consent of the supervisory board until 24 May 2023 – also in several tranches – by an amount of up to EUR 343,600,000 by issuing up to 171,800,000 voting no-par value bearer shares in return for contributions in cash and/or in kind, with the issue price and the issuing conditions being determined by the management board with the consent of the supervisory board. Furthermore, the management board is authorized to fully or partly exclude the statutory subscription right of the shareholders with the consent of the supervisory board if the capital increase is in return for a cash contribution and the shares issued while excluding the subscription right of the shareholders, taken together, do not exceed EUR 43,000,000; and/or if the capital increase is in return for contributions in kind.

The measures in sections 5.1.1 (capital increase against cash contribution) to 5.1.2 (capital increase against contributions in kind) can also be combined. The aggregate pro rata amount of registered capital represented by shares in respect of which the shareholders' subscription rights are excluded under this authorization in section 5.1 (authorized capital), together with the pro rata amount of registered capital attributable to shares to which conversion or subscription rights or obligations relate under bonds which were issued and sold on the basis of the authorization in section 8.3, subject to an exclusion of subscription rights, on or after 24 May 2018 must not, however, exceed the proportionate amount of EUR 171,920,000.

Clause 6.3 of the articles of association states that conditional capital based on the resolutions of the management board in 2002 and 2010 (both approved by the supervisory board) with a nominal value of EUR 21,923,264 persists that can be consumed by issuing up to 10,961,632 ordinary bearer shares or ordinary registered shares (ordinary share) with an issue price of at least EUR 2.00 per share against cash contribution and by excluding the subscription rights of the current shareholders. This conditional capital is used for granting options to staff, management and members of the management board of the entity of one of its related undertakings.

Under clause 6.4 of the articles of association, the company has conditional capital of EUR 124,700,000.00 available, which may be utilized by issuing up to 62,350,000 pieces bearer shares. This conditional capital can be used for granting conversion or subscription rights to

holders of convertible bonds. In case the terms and conditions of the convertible bonds provide for a mandatory conversion, it shall also serve to cover the mandatory conversion. The issue price and exchange ratio shall be determined pursuant to a recognized pricing method on the basis of accepted finance-mathematical methods and the share price of the company.

According to clause 7 of the articles of association, currently no authorized conditional capital exists.

45. Non controlling interest

in EUR million	Haftungsverbund Savings Banks, thereof:			
	Total	Sparkasse Oberösterreich	Sparkasse Steiermark	Sparkasse Kärnten
Dec 21				
Country of incorporation	Austria	Austria	Austria	Austria
Place of business	Austria	Austria	Austria	Austria
Main business activity	Banking	Banking	Banking	Banking
Ownership% held by NCI	50.1%-100%	60%	75%	75%
Reporting currency	EUR	EUR	EUR	EUR
Dividends paid to equity holders of the parent	35	9	11	6
Net result attributable to non-controlling interests	403	56	81	17
Accumulated NCI	4,864	586	1,177	250
Subsidiary-level stand-alone key financial information				
Current assets	29,576	7,737	5,811	1,949
Non-current assets	51,767	8,678	11,509	3,270
Current liabilities	59,673	9,880	14,025	3,906
Non-current liabilities	14,382	5,400	1,508	898
Operating income	1,795	318	377	114
Profit or loss from continuing operations	775	136	224	47
Total comprehensive income	1,018	181	256	76
Dec 20				
Country of incorporation	Austria	Austria	Austria	Austria
Place of business	Austria	Austria	Austria	Austria
Main business activity	Banking	Banking	Banking	Banking
Ownership% held by NCI	50.1%-100%	60%	75%	75%
Reporting currency	EUR	EUR	EUR	EUR
Dividends paid to equity holders of the parent	2	0	0	0
Net result attributable to non-controlling interests	175	31	44	8
Accumulated NCI	4,480	540	1,096	237
Subsidiary-level stand-alone key financial information				
Current assets	26,874	6,554	5,581	1,522
Non-current assets	48,556	8,341	10,934	3,137
Current liabilities	56,282	9,021	13,192	3,348
Non-current liabilities	12,824	4,904	1,781	964
Operating income	1,665	300	349	109
Profit or loss from continuing operations	297	60	82	20
Total comprehensive income	47	18	29	-2

Scope of consolidation

As at 31 December 2021, Erste Group Bank AG, as parent entity of Erste Group, includes in its IFRS scope of consolidation a total of 335 subsidiaries (31 December 2020: 353). These comprise a total of 49 entities, which are members of the Haftungsverbund (cross-guarantee system) of the Austrian savings bank sector. Alongside Erste Group Bank AG, local savings banks, Bausparkasse der österreichischen Sparkassen Aktiengesellschaft, Erste Bank der oesterreichischen Sparkassen AG and Zweite Wiener Vereins-Sparkasse are members of the Haftungsverbund (cross-guarantee system).

In 2014, following the implementation of the new agreements of the cross-guarantee system (please refer to Note 46. Subsidiaries) and the related financial support of the members, an 'ex-ante fund' was established. The fund is managed by a civil law company named IPS GesbR. The assets of the fund – the members of the cross-guarantee system are required to pay into the fund until 31 December 2031 – are bound and can be used solely for the purpose to cover loss events of members of the cross-guarantee system. The company IPS GesbR was included in the scope of consolidation in year 2014.

Additions and disposals 2021. Additions and disposals had no material impact on the financial position and performance of the Group.

At 17 December 2021 Erste Bank Hungary has signed a sale and purchase agreement with Commerzbank AG to acquire 100% of the shares in its Hungarian subsidiary Commerzbank Zrt. Following regulatory approvals, the transaction is expected to materialise in the second half of 2022.

Additions and disposals 2020. Additions and disposals had no material impact on the financial position and performance of the Group.

For further details regarding the scope of consolidation please refer to Note 59 Details of the companies wholly or partly owned by Erste Group as of 31 December 2021.

46. Subsidiaries

A subsidiary is an entity controlled by another entity. All entities directly or indirectly controlled by Erste Group Bank AG are consolidated in the Group financial statements on the basis of their annual accounts as of 31 December 2021, and for the year then ended.

Subsidiaries are consolidated from the date when control is obtained until the date when control is lost. Control is achieved when Erste Group is exposed to, or has rights to, variable returns from its involvement with the investee and has the ability to affect those returns through its power to direct the relevant activities of the investee. Relevant activities are those which most significantly affect the variable returns of an entity.

The results of subsidiaries acquired or disposed of during the year are included in the consolidated statement of income and consolidated statement of comprehensive income from the date of acquisition or up to the date of disposal. The financial statements of the bank's subsidiaries are prepared for the same reporting year as that of Erste Group Bank AG and using consistent accounting policies. All intra-Group balances, transactions, income and expenses as well as unrealised gains and losses and dividends are eliminated.

Non-controlling interests represent those portions of total comprehensive income and net assets that are neither directly nor indirectly attributable to the owners of Erste Group Bank AG. Non-controlling interests are presented separately in the consolidated statement of income, in the consolidated statement of comprehensive income and within equity on the consolidated balance sheet. Acquisitions of non-controlling interests as well as disposals of non-controlling interests that do not lead to a change of control are accounted for as equity transactions, whereby the difference between the consideration transferred and the share in the carrying amount of the net assets acquired is recognised in equity.

Control

IFRS 10 'Consolidated Financial Statements' defines the investor's control over an investee in terms of the investor having all of the following:

- _ power to direct the relevant activities of the investee, i.e. activities that significantly affect the investee's returns;
- _ exposure, or rights, to variable returns from its involvement with the investee; and
- _ the ability to use its power over the investee to affect the amount of the investor's returns.

Hence, assessing the existence of control under this definition may require considerable accounting judgements, assumptions and estimates, notably in non-standard situations such as:

- _ power stemming both from voting rights and from contractual arrangements (or mostly from the latter);
- _ exposure stemming both from on-balance investments and from off-balance commitments or guarantees (or mostly from the latter); or
- _ variable returns stemming both from readily identifiable income streams (e.g. dividends, interest, fees) and from cost savings, economies of scale and/or operational synergies (or mostly from the latter).

In the case of Erste Group, such accounting judgements, assumptions and estimates have been primarily relevant for the assessment of the following cases:

i. The savings bank members of the Austrian cross-guarantee system (Haftungsverbund)

Erste Group Bank AG is a member of the Haftungsverbund (cross-guarantee system) of the Austrian savings bank sector. As of the balance sheet date, all of Austria's savings banks, in addition to Erste Group Bank AG, Erste Bank der oesterreichischen Sparkassen AG and Bausparkasse der oesterreichischen Sparkassen Aktiengesellschaft, formed part of this cross-guarantee system. The provisions of the agreement governing the Haftungsverbund are implemented by the steering company Haftungsverbund GmbH. Erste Group Bank AG always holds directly and indirectly at least 51% of the voting rights of the steering company. The indirect voting rights are held through Erste Bank der oesterreichischen Sparkassen AG and through other savings banks in which companies of Erste Group hold the majority of voting rights.

For all savings banks in which Erste Group holds less than 50% of the voting rights, an assessment of whether control is achieved through the provisions of the Haftungsverbund agreement has been performed.

Based on the contractual agreement, Haftungsverbund GmbH as the steering company is vested with the following substantive rights related to the savings banks:

- _ participation in the appointment of board members;
- _ approval of budgets including capital decisions;
- _ provision of binding guidelines in the areas of risk and liquidity management as well as internal audit; and
- _ determination of thresholds for capital requirement including the payment of dividends.

Furthermore, taking into account the magnitude of Erste Group's involvement with the member banks – whether in the form of synergies, investments, commitments, guarantees, or access to common resources – the Group has significant exposure to each of the member banks' variable returns. As Haftungsverbund GmbH is able to affect the variable returns through its power, it has been assessed that Haftungsverbund GmbH has control over the savings banks.

As Erste Group Bank AG controls the steering company, it exercises control over the members of the cross-guarantee system.

ii. Investment funds under own management

The Group has assessed whether the investment funds it manages through its asset management subsidiaries are controlled and hence shall be consolidated. This assessment has been made on the basis that power over such investment funds is generally conferred based on the contractual arrangements appointing an Erste Group subsidiary as fund manager without any substantive removal rights by fund's investors. Furthermore, Erste Group made the conclusive judgement that its exposure to such own-managed funds' variable returns is basically considered as significant if, additionally to the exposure through management fees, Erste Group is also exposed in the form of at least 20% investment in the fund. Furthermore, in its capacity as fund manager, Erste Group is also able to affect the returns of the funds through its power. Following this assessment, investment funds under own management in which Erste Group – directly or through its subsidiaries – has significant unit holdings (i.e. holds at least 20% of the units issued by the fund) are deemed to be controlled and included in the scope of consolidation.

iii. Pension funds under own management

The Group has assessed whether the contractual arrangements appointing an Erste Group subsidiary as pension fund manager (with no substantive removal rights by the fund's participants) are generally expected to confer power over such funds, followed by an assessment of the Group's exposure/rights to the pension fund's variable returns. The relevant legal requirements regulating the activities of such pension funds in their respective jurisdictions were also considered, notably in assessing the significance of the rights to variable returns from management fees, as well as of the exposure to losses from any guarantees that the fund manager may be legally bound to. As a result of this review, the Czech pension fund 'Transformovaný fond penzijnho připojištění se státním příspěvkem Česká spořitelna – penzijní společnost, a.s.' (the 'Transformed pension fund') is not consolidated. There are no further cases of application in Erste Group.

Business combinations

Business combinations are accounted for using the acquisition method. Goodwill represents the future economic benefits resulting from the business combination arising from assets that are not individually identified and separately recognised. Goodwill is measured as the excess of the sum of the consideration transferred, the amount of any non-controlling interests, and the fair value of the previously held equity interest over the net of the acquisition date amounts of the identifiable assets acquired as well as the liabilities assumed. At the acquisition date, the identifiable assets acquired and the liabilities assumed are generally recognised at their fair values.

If, after reassessment of all components described above, the calculation results in a negative amount, it is recognised as a bargain purchase gain and reported in the statement of income under the line item 'Other operating result' in the year of acquisition.

Upon business combinations, non-controlling interests are measured at the proportionate share of the acquiree's identifiable net assets. Other types of non-controlling interests are measured at fair value or, when applicable, on the basis specified in another IFRS. Acquisition costs incurred are expensed and included under the statement of income line item 'Other operating result'.

47. Investments in associates and joint ventures

Investments in associates and joint ventures are accounted for using the equity method. Under the equity method, an interest in an associate or joint venture is recognised on the consolidated balance sheet at cost plus post-acquisition changes in the Group's share of the net assets of the entity. The Group's share of the associate's or joint venture's result is recognised in the consolidated statement of income in line item Net result from equity method investments. The line item contains the result from associates and joint ventures recorded by applying the equity method (measured as the investor's share of profit or loss in the associates and joint ventures). However, impairment losses, reversal of impairment losses and realised gains and losses on investments in associates or joint ventures accounted for using the equity method are reported under the line item 'Other operating result'. Entities accounted for using the equity method are recognised on the basis of annual financial statements as of 31 December 2021 and for the year then ended.

Associates are entities over which Erste Group exercises significant influence ('associates'). IAS 28 'Investments in Associates and Joint Ventures' defines significant influence as the power to participate in the financial and operating policy decisions of the investee without having control or joint control of those policies. Furthermore, IAS 28 indicates that if an entity holds, directly or indirectly 20% or more of the voting power of the investee, it is presumed that the entity has significant influence unless it can be clearly demonstrated that this is not the case.

In the case of Erste Group, all equity method investments are direct or indirect investments in associates and joint ventures over which the Group exercises significant influence or joint control stemming from voting power greater than 20% up to 50%.

Joint ventures are joint arrangements over which Erste Group exercises control jointly with one or more other venturers, with the venturers having rights to the net assets of the arrangement, rather than to the assets and liabilities relating to the arrangement. Joint control exists only when decisions about the relevant activities require the unanimous consent of the parties sharing control. Erste Group is not involved in joint arrangements which take form of joint operations.

Carrying amounts of at equity measured entities

in EUR million	Dec 20	Dec 21
Credit institutions	68	59
Financial institutions	60	77
Others	63	74
Total	190	211

Aggregated financial information of at equity measured entities

in EUR million	Dec 20	Dec 21
Total assets	4,835	4,932
Total liabilities	4,227	4,244
Income	327	388
Profit/loss	31	46

None of Erste Group's investments accounted for using the equity method published price quotations.

Selected equity method investments where the Erste Group has strategic interest

in EUR million	Dec 20			Dec 21		
	Prvá stavebná	Global Payments s.r.o.	VBV - Betriebliche Altersvorsorge AG	Prvá stavebná	Global Payments s.r.o.	VBV - Betriebliche Altersvorsorge AG
Country of Incorporation	Slovakia	Czech Republic	Austria	Slovakia	Czech Republic	Austria
Place of business	Slovakia	Czech Republic	Austria	Slovakia	Czech Republic	Austria
Main business activity	Financing building society	Payment services	Insurance	Financing building society	Payment services	Insurance
Ownership held %	35%	49%	32%	35%	49%	32%
Voting rights held %	35%	49%	29%	35%	49%	29%
IFRS Classification (JV/A)	Associate	Associate	Associate	Associate	Associate	Associate
Reporting currency	EUR	CZK	EUR	EUR	CZK	EUR
Investee's financial information for the reporting year						
Cash and cash balances	1	20	6	1	28	9
Other current assets	171	28	16	159	69	57
Non-current assets	2,779	56	47	2,779	106	48
Current liabilities	657	20	0	2,371	66	0
Non-current liabilities	2,028	9	10	284	25	50
Operating Income	71	36	8	74	43	12
Post-tax result from continuing operations	8	3	7	17	7	13
Total comprehensive income	8	3	7	17	7	13
Depreciation and amortization	-6	-5	0	-6	-6	0
Interest income	89	0	0	93	0	8
Interest expense	-29	-1	0	-30	-1	0
Tax expense/income	-3	-1	0	-6	-1	0
Reconciliation of investee's net assets against equity investment's carrying amount						
Net assets attributable to Erste Group	93	37	19	99	55	21
Accumulated impairment	-28	0	0	-42	0	0
Carrying amount	65	37	19	57	55	21

The classification of current and non-current financial assets and liabilities is based on the expected remaining maturities of assets and liabilities.

In 2021 carrying amount of Prvá stavebná was impaired in the amount of EUR 13.7 million (2020: reversal of impairment of EUR 17.5 million).

Aggregated financial information of other equity method investments

in EUR million	Dec 20		Dec 21	
	Associates	Joint Ventures	Associates	Joint Ventures
Total comprehensive income	7	7	3	7
Carrying amount	42	27	53	25

48. Unconsolidated structured entities

Interests in structured entities

IFRS 12 'Interests in Other Entities' defines structured entities as entities that have been designed so that voting or similar rights are not the dominant factor in deciding who controls the entity, such as when any voting rights relate to the administrative tasks only, and the relevant activities are directed by means of contractual arrangements. IFRS 12 defines the interests as contractual and non-contractual involvements exposing an entity to the variability of returns from the performance of the other entity.

Assessing which entities are structured entities, and which involvements in such entities are interests, may require considerable accounting judgements and assumptions. In the case of Erste Group, such accounting judgements, assumptions and estimates have been primarily relevant for assessing involvements with investment funds and securitisation vehicles.

For investment funds, Erste Group reached the conclusion that direct Group exposure would typically indicate an interest in these structured entities, irrespective of whether such exposure comes from on-balance financial assets – mostly in the form of units held in such funds, off-balance commitments given or management fees varying in relation to the assets under management (for own-managed funds in general). As described under Note 46 Subsidiaries above, own-managed funds where the Group cumulatively holds less than 20% of the related fund units in issue are not consolidated due to lack of control and thus are subject to specific disclosures for unconsolidated structured entities. Erste Group uses following structured entities in the course of its business activity.

Investment funds

Direct investments in own-managed and third-party-managed investment funds as well as management fees earned for the management of investment funds by subsidiaries of Erste Group are classified as interests in unconsolidated structured entities, if they are not consolidated.

Direct investments in investment funds. Erste Group is invested in several mutual funds as well as in private investment funds which are registered in Austria, Central- and Eastern Europe or other countries. The majority of those funds is managed by subsidiaries of Erste Group, the smaller part of the funds being managed by independent third parties. The investments in funds held by Erste Group do not constitute material investments (basically below 20%) and mostly take the form of redeemable fund unit investments. They are measured at fair value on the Group's balance sheet, and are disclosed as debt securities either under line item 'Non-trading financial assets at fair value through profit or loss' or 'Financial assets held for trading'.

Management fees. Moreover, Erste Group earns management fees for providing investment management services as fund manager (by subsidiaries of Erste Group); meaning for making the investment decision for the funds under management of the relevant investment fund.

Beside the management fees for the services as fund manager Erste Group also receives distributions for their investments in fund units. On the other side stand expenses for the administration of investment funds and fees for the business activity of investment funds, especially custodian fees and fees for securities trading transactions. In the normal course of business activity Erste Group enters into derivative transactions with own-managed unconsolidated investment funds. Moreover, own-managed unconsolidated investment funds are also invested - over different time periods - in debt securities issued by or deposits of Erste Group. In restricted cases Erste Group offers capital guarantees for own-managed unconsolidated investment funds.

The magnitude of the Group's equity interests in unconsolidated investment funds may vary in the future depending on the future performance of their respective underlying assets, relevant market circumstances and opportunities, or regulatory requirements.

Securitization vehicles

Erste Group is also involved as an investor in a number of unconsolidated securitization vehicles sponsored and managed by unrelated third parties in foreign jurisdictions. These interests are asset backed securities with the purpose to securitize certain assets, usually loan receivables, into tradeable interest-bearing securities. The securitization vehicles are financed by the issuance of different tranches of asset backed securities. Investors of those securities cover the default risk of the underlying assets. Erste Group is invested in tranches with investment grade, which are measured at fair value on the balance sheet. All investments in unconsolidated securitizations relates to bond investments maturing beyond 1 year. At year end the remaining, weighted average maturity of those debt securities is slightly more than 11.32 years. The interests in securitization vehicles include Collateralized Mortgage Obligations (CMO) and securitized student loans from the US, which will be disposed in the next years.

Others

To a lesser extent, Erste Group is also exposed (notably as lender) to unconsolidated structured entities having other business activities. The respective loans and advances are either measured at amortised cost or at fair value through profit or loss, depending whether they are SPPI-compliant or not.

Maximum exposure to unconsolidated structured entities

Erste Group's maximum exposure to losses from its interests in unconsolidated structured entities is equal to the total fair value of its fund units, bond investments, trading derivative assets, provided loans and off-balance sheet commitments and guarantees as of the respective balance sheet date. The maximum exposure corresponds to the carrying amounts after risk provisions as of the balance sheet date. For off-balance sheet loan commitments and guarantees the maximum exposure corresponds to the respective nominal value.

The table below summarises the Group's business relations to unconsolidated structured entities per balance sheet line item, business activity and business location. The summary includes the assets identified as impaired at year-end, as well as related net impairment losses/gains incurred during the year. The carrying amounts of the exposures summarized below are mostly referring to assets already measured at fair value in the balance sheet of the Group. The carrying amounts of the remaining exposures (notably 'Loans and advances') are materially similar to their fair values.

in EUR million	Investment Funds			Securitization vehicles			Other	Total
	Own-managed	Third-party managed	Total	Own-managed	Third-party managed	Total		
Dec 21								
Assets								
Debt securities, thereof:	678	143	821	0	39	39	0	861
Financial assets HFT	1	88	89	0	0	0	0	89
at FVPL	677	55	732	0	39	39	0	771
Loans and advances	16	0	16	0	0	0	65	81
Trading derivatives	18	0	18	0	0	0	0	18
Total assets	712	143	855	0	39	39	65	959
thereof impaired	0	0	0	0	0	0	0	0
On-balance sheet exposure analysis per jurisdiction								
Austria	700	0	700	0	0	0	0	700
Central and Eastern Europe	12	19	30	0	0	0	65	95
Other jurisdictions	0	125	125	0	39	39	0	164
Liabilities								
Equity instruments	142	0	142	0	0	0	0	142
Debt securities issued	259	0	259	0	0	0	0	259
Deposits	2,022	0	2,022	0	0	0	0	2,022
Trading derivatives	25	0	25	0	0	0	0	25
Total liabilities	2,447	0	2,447	0	0	0	0	2,448
Off balance-sheet commitments	71	0	71	0	0	0	0	71
Dec 20								
Assets								
Debt securities, thereof:	650	79	728	0	41	41	0	770
Financial assets HFT	1	23	24	0	0	0	0	24
at FVPL	648	56	704	0	41	41	0	746
Loans and advances	9	0	9	0	0	0	49	58
Trading derivatives	16	0	16	0	0	0	0	16
Total assets	674	79	753	0	41	41	49	843
thereof impaired	0	0	0	0	0	0	0	0
On-balance sheet exposure analysis per jurisdiction								
Austria	644	0	644	0	0	0	0	644
Central and Eastern Europe	30	6	35	0	0	0	49	84
Other jurisdictions	0	73	73	0	41	41	0	115
Liabilities								
Equity instruments	87	0	87	0	0	0	0	87
Debt securities issued	232	0	232	0	0	0	0	232
Deposits	1,994	0	1,994	0	0	0	1	1,995
Trading derivatives	79	0	79	0	0	0	0	79
Total liabilities	2,392	0	2,392	0	0	0	1	2,393
Off balance-sheet commitments	131	0	131	0	0	0	0	131

Other disclosure matters

49. Related-party transactions

In the course of its ordinary business activity Erste Group enters into business relationships with related persons and entities. Shareholders of Erste Group Bank AG are classified as related parties if they have significant influence over Erste Group. In addition, Erste Group also defines as related parties subsidiaries that are controlled but not consolidated due to non-materiality as well as associated entities and joint ventures that are included in the consolidated financial statements by the equity method. Transactions between Erste Group Bank AG and fully consolidated companies are not recognised in the consolidated financial statements as they have been eliminated. Furthermore, related persons consist of key management personnel, i.e. management and supervisory board members of Erste Group Bank AG. Moreover, Erste Group defines close family members of management and supervisory board members of Erste Group Bank AG, as well as companies which are controlled or significantly influenced by management and supervisory board members of Erste Group Bank AG, as other related parties. Banking transactions with related persons and entities are done at arm's length.

Transactions with shareholders of Erste Group Bank AG

Erste österreichische Spar-Casse Privatstiftung

In addition to its shareholding of the subscribed capital of Erste Group Bank AG, there are other factors giving Erste österreichische Spar-Casse Privatstiftung (ERSTE Stiftung) significant influence over Erste Group. As of 31 December 2021, Erste Group had liabilities toward ERSTE Foundation of EUR 29.2 million (2020: EUR 10.7 million). In addition, ERSTE Foundation held bonds issued by Erste Group Bank AG in the amount of EUR 0.2 million (2020: EUR 7.2 million). The mentioned transactions resulted in interest expenses of EUR 0.1 million (2020: EUR 0.2 million). In 2021, ERSTE Foundation received a dividend of EUR 72.5 million (2020: no dividend was distributed) on its shareholding in Erste Group Bank AG.

Under article 15.1 of the articles of association of Erste Group Bank AG, for the duration of its assumption of liability for all current and future debts in the event of default on payment by Erste Group Bank AG, the ERSTE Foundation is entitled, pursuant to Section 92 (9) of the Austrian Banking Act, to delegate up to one-third of the supervisory board members to be elected at the Annual General Meeting of Erste Group Bank AG.

CaixaBank S.A.

On 4 November 2021, CaixaBank S.A. sold its shareholding in Erste Group Bank AG. In 2021, CaixaBank S.A. received a dividend payment in amount of EUR 21.3 million on its shareholding in Erste Group Bank AG.

Transactions with not consolidated subsidiaries, associated entities and joint ventures

Balances and off-balance exposures

in EUR million	Dec 20			Dec 21		
	Subsidiaries, not consolidated	Associated entities	Joint ventures	Subsidiaries, not consolidated	Associated entities	Joint ventures
Financial assets	118.3	531.5	222.8	115.7	535.5	234.6
Equity instruments	84.7	68.0	16.6	83.1	65.2	18.4
Debt securities	0.0	3.8	0.0	0.0	5.5	0.0
Loans and advances	33.6	459.6	206.2	32.7	464.8	216.2
Loans and advances credit institutions	0.0	0.0	0.0	0.0	0.0	0.0
Loans and advances customers	33.6	459.6	206.2	32.7	464.8	216.2
of which impaired	0.5	0.0	0.0	0.0	0.0	0.0
Financial liabilities	56.4	127.1	15.7	43.8	168.8	14.3
Deposits	56.4	127.1	15.7	43.8	168.8	14.3
Deposits from banks	0.3	0.0	0.0	0.6	0.0	0.2
Deposits from customers	56.2	127.1	15.7	43.2	168.8	14.1
Other financial instruments						
Loan commitments, financial guarantees and other commitments given (notional amount)	18.4	171.7	59.5	9.2	224.9	100.1
of which defaulted	0.5	0.0	0.0	0.0	0.0	0.0
Loan commitments, financial guarantees and other commitments received (notional amount)	0.6	0.0	0.0	0.0	1.2	0.0
Derivatives (notional amount)	0.0	0.0	0.0	0.0	0.0	0.0
Credit loss allowances and provisions	12.2	0.0	0.0	26.7	-5.0	0.0

Expenses and income

in EUR million	1-12 20			1-12 21		
	Subsidiaries, not consolidated	Associated entities	Joint ventures	Subsidiaries, not consolidated	Associated entities	Joint ventures
Interest income	0.7	5.7	2.8	0.6	6.1	3.1
Fee and commission income	0.0	1.0	0.2	0.0	1.0	0.3
Dividend income	1.0	4.0	0.9	8.1	3.6	1.1
Interest expenses	0.0	-0.3	0.0	0.0	-0.1	0.0
Fee and commission expenses	-1.2	-2.0	0.0	-1.5	-2.7	0.0
Expenses from impairment of financial instruments	-0.1	-1.5	-0.1	-0.3	-0.7	0.0
Impairment result from financial instruments	0.5	0.1	0.0	0.5	0.6	0.0

Transactions with key management personnel

Remuneration of management and supervisory board members

The following table shows total remuneration of the members of the management and supervisory board according to IAS 24.17. The expenses according to IAS 24 were recognized on an accrual basis in line with the respective rules of the underlying standards IAS 19 and IFRS 2. The amounts disclosed correspond to the estimated disbursement as of the balance sheet date and may deviate from the ones which will be finally paid.

in EUR million	1-12 20			1-12 21		
	Management board	Supervisory board	Total	Management board	Supervisory board	Total
Short-term employee benefits	6.0	1.6	7.6	6.5	1.6	8.1
Post-employment benefits	0.9		0.9	0.8		0.8
Other long-term benefits	0.0		0.0	1.6		1.6
Share-based payment	4.4		4.4	4.8		4.8
Total	11.3	1.6	12.9	13.7	1.6	15.3

Short-term employee benefits. Under this category salaries, benefits in kind, social security contributions and other short-term benefits are included. Further, this category includes variable remuneration to be settled in cash within one year. Disclosed remuneration for supervisory board members comprises supervisory board compensation, meeting fees as well as remuneration for board functions in fully consolidated subsidiaries.

Post-employment benefits. The members of the management board participate in the defined contribution pension plan of Erste Group according to the same principles as the employees of the Group (see Note 42 Provisions). Post-employment benefits shown in the table above contain contribution payments to pension schemes and to severance schemes ('Mitarbeiter-Vorsorgekasse').

Other long-term benefits. This category includes variable remuneration to be settled in cash, but payable - deferred over several years - only after one year. In addition, net allocations to provisions for jubilee payments (see Note 42 Provisions) are also reported under this category.

Share-based payment transactions. Expenses for variable share-based payments are disclosed under this line (refer to Note 50 Share-based payments, Share-based payment for the management board of Erste Group Bank AG).

On 31 December 2021 the outstanding amount of liability for variable remuneration towards members of the management board amounts to EUR 12.9 million (2020: EUR 8.7 million). This amount includes liabilities resulting from the Share-based Payment Program for the management board of Erste Group Bank AG (for the performance year 2021 for the first time) and liabilities from unpaid deferred tranches from the Phantom Shares Program (for performance years up to 2020). For further details please refer to Note 50 Share-based payments.

The members of the management board of Erste Group were granted a remuneration of 0.5% (2020: 0.4%) of the total personnel expenses for their activities in the financial year 2021.

In 2021, EUR 4.7 million (2020: EUR 9.2 million) was paid in cash and EUR 83,868 (2020: EUR 83,569) share-equivalents were assigned to former board members and their dependents.

Banking transactions with key management personnel

As of the end of 2021, loans and advances granted to members of the management board and supervisory board totalled EUR 1.1 million (2020: EUR 1.4 million). Deposits of members of the management board and supervisory board at Erste Group amounted to EUR 3.0 million (2020: EUR 47.1 million) in total. Members of the management and supervisory board held bonds issued by Erste Group EUR 0.1 million (2020: EUR 0.4 million). Loan commitments and financial guarantees, issued in favour of members of the management and supervisory board totalled EUR 0.5 million (2020: EUR 0.7 million) as of the end of 2021. From banking transactions with members of the management board and supervisory board Erste Group received interest income and fee income of EUR 0.0 million (2020: EUR 0.1 million) in total.

Transactions with other related parties

Loans and advances to close family members of key management employees and companies over which key management employees have control or significant influence (hereinafter referred to 'other related parties') totalled EUR 46.0 million (2020: EUR 60.8 million) as of 31 December 2021. As of the end of 2021, deposits of other related parties at Erste Group amounted to EUR 88.0 million (2020: EUR 11.8 million) in total. Loan commitments and financial guarantees, issued in favour of other related parties totalled EUR 23.0 million (2020: EUR 0.1 million) as of the end of 2021. From banking transactions with other related parties Erste Group received interest income and fee income of EUR 1.5 million (2020: EUR 1.1 million) in total, and paid interest and fee expenses of EUR 0.1 million (2020: EUR 0.0 million).

The applicable interest rates and other terms (maturity dates and collateral) represent market conditions.

50. Share-based payments

The total expense recognised during the reporting period arising from share-based payment transactions amounts to EUR 38.9 million, thereof EUR 16.1 million relate to equity-settled share-based payment transactions. At the end of the reporting period the liability arising from share-based payment transactions amounts to EUR 45.1 million (2020: EUR 43.5 million). The intrinsic value of the liability is EUR 52.1 million.

Share-based payment for the management board of Erste Group Bank AG

In 2021, a new remuneration plan in shares applies to the executive board of Erste Group Bank AG. The plan comprises short-term and long-term variable remuneration components. The total amount of variable compensation is determined in the following year by a resolution of the supervisory board.

Upfront share-based remuneration. 20% of the bonus will be converted into shares on the date of this supervisory board resolution and is transferred to the participant's securities deposit after one year.

Deferred share-based remuneration. 30% of the bonus is converted into performance share units (PSUs) on the day of the supervisory board resolution using the average share price of the last 30 trading days. A PSU represents an unsecured, conditional right to receive shares of Erste Group Bank AG in the future. In the following five years, the initial number of PSUs is adjusted in a range from 120% to 0% to the group's performance based on performance criteria, which are determined by the supervisory board. The final number of PSUs corresponds to the number of shares, which is transferred to the participant's securities deposit after a retention period of another year.

The awarded shares and PSUs are equity-settled share-based payments that vest by the end of the performance year. The determination of the grant date requires an assessment of all the circumstances. As the supervisory board has significant discretionary powers in connection with the assessment of the performance in the performance year, the grant is made with the resolution of the supervisory board on the bonus awarded for the past performance year.

For the performance year 2021, it is expected that 26,012 shares and 39,019 PSUs will be granted to participants. The fair value of PSUs on the measurement date is calculated based on a Monte Carlo simulation model considering the achievement level of Erste Group performance over the next five years and the share price of Erste Group Bank AG. The estimated fair value on the balance sheet date is EUR 2.4 million. Personnel expenses of EUR 2.4 million and a corresponding retained earnings reserve was recognised.

Phantom shares program

Erste Group grants selected employees every year a bonus for services rendered in the past year (vesting period). If the individual bonus exceeds a certain limit, the final payout amount of at least 25% depends on the development of the average, volume-weighted, daily price of Erste Group shares in subsequent years (phantom share program). The program applies to Erste Group entities in different countries, with different amounts and share equivalents. The share equivalents (phantom shares) are divided into several tranches, which differ in the duration of the observation period for the development of the Erste Group share price.

The phantom share program meets the criteria for cash-settled share-based payments in accordance with IFRS 2.

The estimated fair value of variable compensation for share equivalents is recognised in profit or loss. The liability for stock equivalents that have not yet been paid out is continuously measured at fair value until payment is made. Fair value changes and changes of the final allocation in subsequent years are recognised in profit or loss. To determine the fair value, the number of share equivalents not yet paid out as at the balance sheet date is multiplied by the estimated average price of Erste Group shares for the respective payout year. The fair values of the share equivalents for the respective payout year are determined using an option pricing model (Black-Scholes model). The main parameters are the share price of the Erste Group share on the balance sheet date and the dividend payments expected until payment.

For 2021, it is expected that 221,422 share equivalents with a fair value of EUR 8.7 million will be granted to eligible employees. The total expense recognised in the reporting period for the phantom share program amounts to EUR 22.9 million, the carrying amount of the liability

as at the balance sheet date is EUR 45.1 million (2020: EUR 43.5 million). The intrinsic value of the liability from unpaid share equivalents is 52.1 million.

Employee share program

Employees, who had an active employment relationship with Erste Group for at least 6 months on the balance sheet date, will receive free shares of Erste Group Bank AG in an amount equivalent to EUR 350 net, provided that the Annual General Meeting of 2022 decides to distribute dividends. The expected number of free shares, which are granted under this program for the period, is 384,721. Based on the number of entitled employees, personnel expenses in the amount of EUR 13.6 million were recorded and a corresponding reserve in retained earnings was created.

51. Fees of the Auditors

The following table contains fees charged by the auditors of Erste Group Bank AG and subsidiaries for the financial years 2021 and 2020; the auditors being Sparkassen-Prüfungsverband (auditing agency) and Price Waterhouse Coopers. The values for PricewaterhouseCoopers comprise the services of 'PwC Wirtschaftsprüfung GmbH' as well as the PwC network.

in EUR million	Dec 20	Dec 21
Statutory audit of financial statements/consolidated financial statements	12.5	13.2
Audit fees - PwC	5.3	5.5
Audit fees - Sparkassen-Prüfungsverband	7.2	7.6
Other assurance services	2.5	2.9
Other assurance services - PwC	1.5	1.6
Other assurance services - Sparkassen-Prüfungsverband	1.0	1.3
Tax consulting	0.0	0.0
Tax consulting - PwC	0.0	0.0
Tax consulting - Sparkassen-Prüfungsverband	0.0	0.0
Other services	0.2	0.2
Other services - PwC	0.2	0.2
Other services - Sparkassen-Prüfungsverband	0.0	0.0
Total	15.2	16.3

The Sparkassen-Prüfungsverband (Austrian Savings Bank Auditing Association) provided audit services for an amount of EUR 1.8 million (2020: EUR 1.7 million) to Erste Group Bank AG and EUR 5.7 million (2020: EUR 5.3 million) for the subsidiaries. For other assurance services EUR 0.0 million (2020: EUR 0.0 million) were charged to the subsidiaries of Erste Group Bank AG while EUR 0.0 million (2020: EUR 0.0 million) is the amount for other services provided to the subsidiaries. The amounts in the table above include also fees for services provided by SPV Wirtschaftsprüfungsges.m.b.H.

The auditor 'PwC Wirtschaftsprüfung GmbH' provided audit services to Erste Group Bank AG for EUR 1.1 million (2020: EUR 1.0 million) and to the subsidiaries for EUR 0.6 million (2020: EUR 0.7 million). An amount of EUR 4.0 million (2020: EUR 3.6 million) was charged for audit services of the PricewaterhouseCoopers network to the subsidiaries.

The total amount for other assurance services provided by 'PwC Wirtschaftsprüfung GmbH' is EUR 0.3 million (2020: EUR 0.3 million).

52. Assets held for sale and liabilities associated with assets held for sale

Non-current assets are classified as held for sale if they can be sold in their present condition and the sale is highly probable within 12 months of classification as held for sale. If assets are to be sold as part of a group that may also contain liabilities (e.g. a subsidiary), they are referred to as disposal group held for sale.

Assets classified as held for sale and assets belonging to disposal groups held for sale are reported under the balance sheet line item 'Assets held for sale'. Liabilities belonging to the disposal groups held for sale are presented on the balance sheet under the line item 'Liabilities associated with assets held for sale'.

Non-current assets and disposal groups that are classified as held for sale are measured at the lower of carrying amount and fair value less costs to sell. Should the impairment loss in a disposal group exceed the carrying amount of the assets that are within the scope of IFRS 5 measurement requirements, there is no specific guidance on how to treat such a difference. Erste Group recognises this difference as a provision under the balance sheet line item 'Provisions'.

in EUR million	Dec 20	Dec 21
Assets held for sale	212	73
Liabilities associated with assets held for sale	1	0

As of the end of 2021, 'Assets held for sale' include mainly land and buildings in amount of EUR 24.1 million (2020: EUR 163.1 million).

Fair values and fair value hierarchy

in EUR million	Carrying amount	Fair value	Level 1	Level 2	Level 3
Dec 21					
Assets for which the FV is presented in the balance sheet					
Assets held for sale	2	3	0	0	3
Dec 20					
Assets for which the FV is presented in the balance sheet					
Assets held for sale	129	131	0	0	131

Assets held for sale, which consist mainly of property, are measured at fair value on non-recurring basis when their carrying amount is impaired down to fair value less costs to sell. The fair values are determined by experts with recognised and relevant professional qualification.

The book value related to assets held for sale for which no disclosure according to IFRS 13 is required amounts to EUR 71 million (2020: EUR 49 million) as of 31 December 2021. The corresponding fair value amounts to EUR 86 million (2020: EUR 66 million).

53. Assets and liabilities denominated in foreign currencies and outside Austria and return on assets

Assets and liabilities not denominated in EUR

in EUR million	Dec 20	Dec 21
Assets	101,321	115,244
Liabilities	78,535	93,626

Assets and liabilities outside Austria

in EUR million	Dec 20	Dec 21
Assets	152,875	168,571
Liabilities	117,457	134,296

Return on assets (net profit for the year divided by average total assets) was 0.82% at 31 December 2021 (2020: 0.39%).

54. Analysis of remaining maturities

Expected remaining maturities of assets and liabilities

in EUR million	Dec 20		Dec 21	
	< 1 year	> 1 year	< 1 year	> 1 year
Cash and cash balances	35,839	0	45,495	0
Financial assets HFT	2,745	3,611	3,945	2,528
Derivatives	925	2,029	808	1,455
Other financial assets held for trading	1,820	1,582	3,138	1,072
Non-trading financial assets at FVPL	1,017	2,066	1,117	2,007
Equity instruments	22	325	9	323
Debt securities	984	1,065	1,090	885
Loans and advances to customers	12	675	18	790
Financial assets at FVOCI	1,710	6,809	1,111	7,771
Equity instruments	-34	164	-12	144
Debt securities	1,744	6,645	1,123	7,626
Financial assets at AC	50,853	160,088	52,485	177,156
Debt securities	3,779	25,800	3,543	32,008
Loans and advances to banks	20,299	1,167	18,765	2,227
Loans and advances to customers	26,775	133,120	30,177	142,922
Finance lease receivables	471	3,657	472	3,737
Hedge accounting derivatives	104	101	17	61
Fair value changes of hedged items in portfolio hedge of interest rate risk	0	5	0	-4
Property and equipment	0	2,552	0	2,645
Investment properties	0	1,280	0	1,344
Intangible assets	0	1,359	0	1,362
Investments in associates and joint ventures	0	190	0	211
Current tax assets	175	0	135	0
Deferred tax assets	0	460	0	562
Assets held for sale	212	0	73	0
Trade and other receivables	1,302	39	2,083	70
Other assets	611	140	934	111
Total Assets	95,037	182,356	107,867	199,561
Financial liabilities HFT	925	1,700	1,058	1,416
Derivatives	788	1,250	733	891
Other trading liabilities	137	451	325	525
Financial liabilities at FVPL	2,168	9,923	2,671	7,793
Deposits	144	110	429	66
Debt securities issued	1,844	9,813	2,052	7,727
Other financial liabilities	180	0	191	0
Financial liabilities at AC	164,170	70,955	185,750	79,665
Deposits from banks	5,120	19,651	12,542	19,344
Deposits from customers	155,521	35,295	167,837	42,192
Debt securities issued	3,033	15,987	4,244	18,108
Other financial liabilities	496	22	1,128	21
Lease liabilities	65	495	61	527
Hedge accounting derivatives	167	22	231	79
Fair value changes of hedged items in portfolio hedge of interest rate risk	0	0	0	0
Provisions	704	1,378	563	1,423
Current tax liabilities	58	0	144	0
Deferred tax liabilities	0	20	0	19
Liabilities associated with assets held for sale	1	0	0	0
Other liabilities	1,684	547	1,860	656
Total Liabilities	169,943	85,040	192,339	91,576

55. Events after the balance sheet date

In January 2022 the Austrian National Assembly decided an ecosocial tax reform which includes a gradual reduction in corporate tax rates from 25% to 23% (2023: 24%, from 2024: 23%). As the approval of the tax reform was taking place after the balance date, the Austrian deferred tax assets and liabilities as at 31 December 2021 were still calculated with a fixed corporate income tax rate of 25%. The application of the reduced corporate tax rates (2023: 24%, from 2024: 23%) would result in lower deferred tax assets in the amount of approximately EUR 16 million.

At 27 February 2022, the European Central Bank (ECB) has assessed that Sberbank Europe AG and its two subsidiaries in the banking union, Sberbank d.d. in Croatia and Sberbank banka d.d. in Slovenia, are failing or likely to fail. As a consequence, the possible activation of national or European deposit insurance and resolution systems might have financial impacts on Erste Group. Any resulting financial effects cannot be assessed at the current point in time.

56. Country by country reporting

Starting with 2014 Erste Group publishes information about Group's country by country relevant activities as required by Article 89 of the EU Capital Requirements Directive IV.

in EUR million	Operating income	Pre-tax result from continuing operations	Taxes on income	Taxes paid
Dec 21				
Austria	3,660	1,117	-166	-101
Croatia	399	179	-30	-4
Czech Republic	1,444	550	-154	-145
Hungary	501	217	-26	-14
Romania	765	402	-65	-41
Serbia	118	34	-1	-1
Slovakia	621	346	-75	-85
Other locations	234	89	-8	-2
Total	7,742	2,933	-525	-391
Dec 20				
Austria	2,968	-4	-120	-112
Croatia	373	51	-1	-20
Czech Republic	1,627	641	-100	-180
Hungary	481	139	-19	-18
Romania	732	265	-52	-50
Serbia	108	26	1	-1
Slovakia	622	199	-41	-55
Other locations	243	51	-10	-3
Total	7,155	1,368	-343	-439

For information regarding the country of residence of each fully consolidated entity refer to Note 59 Details of the companies wholly or partly owned by Erste Group as of 31 December 2021.

Information about the geographical split of the average number of headcounts employed in Erste Group throughout 2021 is disclosed in Note 8 General administrative expenses.

57. Interest Rate Benchmark Reform

On 31 December 2021 publication of the CHF, GBP, JPY LIBOR rates for all tenors and USD LIBOR rates for 1-week and 2-month tenors was ceased. Remaining USD LIBOR rates representing the more liquid tenors (overnight, 1-month, 3-month, 6-month, 12month) will be ceased on 30 June 2023.

Regarding other IBOR-linked financial instruments, Erste Group considers that EURIBOR interest rates which have been reformed and are EU Benchmark Regulation compliant are not currently affected. Also, other local IBOR rates used in Erste Group member countries are considered not to be affected (Pribor for CZK, Bubor for HUF, Robor for RON, Belibor for RSD).

Erste Group started to prepare for the end of LIBOR in 2019 when a group-wide impact analysis was conducted. As most of the LIBOR exposure is located in Austria a dedicated project covering all Austrian entities under the sponsorship of group ALM was started in early 2020. CEE entities set up their own projects/initiatives led by the local ALM departments supported and overseen by group ALM. Within the implementation, impacts on accounting, risk management and valuation, systems and operations, funds transfer pricing, contracts, communication measures were assessed and measures planned. For LIBOR rates ceased on 31 December 2021 these changes have been executed by this date.

LIBOR-based new business has been stopped since April 2021 (in GBP) and since July (in CHF and JPY). New business in USD LIBOR was allowed until the end of 2021. New alternative reference rates (ARR) are licensed and systems are ready for new ARR-linked business. Fallback plans related to establishing processes for interest benchmark replacements have largely been updated by 2021 end with some CEE countries to follow in Q1 2022. Regarding USD LIBOR the amendment of fallback language in contracts is in progress.

ARRs replacing LIBOR are overnight rates. There are significant differences between the LIBOR and ARR. LIBOR is a 'term rate' published at a start of a borrowing period with certain tenor (such as 3 months), i.e. it is 'forward-looking'. ARR are generally overnight 'backward-looking' rates resulting from actual transactions. Following ARR are in place for the respective currencies:

- _ SOFR (Secured Overnight Financing Rate) for USD
- _ SONIA (Sterling Overnight Index Average) for GBP
- _ SARON (Swiss Average Rate Overnight) for CHF
- _ TONAR (Tokyo Overnight Average Rate) for JPY

LIBOR rates in general include a credit spread component reflecting the riskiness of lending on the interbank market for the respective tenors. As a result, the ARR, when replacing LIBOR rates, must include a spread adjustment to ensure economic equivalence addressing the tenor, credit risk and other differences.

For USD, GBP and JPY also forward-looking term rates are available. They are derived from interest rate derivative markets indexed to the overnight ARR. They are mandatorily applied in the consumer protected loan business of Erste Group where the rates have to be known at the beginning of interest periods.

For CHF forward-looking term rates are not available. Commission Implementing Regulation (EU) 2021/1847 stipulates statutory replacement rates in the area of consumer, mortgage and small business floating rate loans with CHF LIBOR reference rates to which Erste Group is significantly exposed. 1-month CHF LIBOR rates are replaced by 1-month SARON compound rate, as observed over the 1-month period preceding the interest period and 3-month, 6-month and 12-month CHF LIBOR rates by 3-month SARON Compound Rate, as observed over the 3-month period preceding the interest period (including adjustment spreads).

Regarding the accounting treatment of the interest rates replacement a practical expedient has been provided by the Interest Rate Benchmark Reform – Phase 2 amendments of IFRS 9 issued in August 2020. It requires that changes in the rates resulting from the interest rate benchmark reform are reflected by adjusting the effective interest rate of the instruments. No immediate gain or loss is recognized. This expedient is only applicable to changes that are required by interest rate benchmark reform, i.e. and only if:

- _ the change is necessary as a direct consequence of interest rate benchmark reform; and
- _ the new basis for determining the contractual cash flows is economically equivalent to the previous basis (including a fixed spread necessary to compensate for the basis difference between the LIBOR rates and the ARR rates).

The LIBOR rate replacements for ARRs in Erste Group business qualify for application of this practical expedient.

Volume of LIBOR-linked financial instruments which have transitioned to the new ARRs by 2021

in EUR million	Financial assets Carrying amount	Financial liabilities Carrying amount	Derivatives Notional amount
CHF LIBOR	2,267	12	428
GBP LIBOR	1	9	26
JPY LIBOR	94	2	50

Note: this table shows positions that

- _ were technically switched in the systems before the year-end to the new RFRs for the next repricing (including bilaterally amended contracts); or
- _ were switched in the systems as part of an automated transition process in the first days of January 2022.

Volume of LIBOR-linked financial instruments held on 31 December 2021 which are yet to transition to the new ARRs

in EUR million	Financial assets			Financial liabilities			Derivatives
	Loans and advances to customers	Loans and advances to banks	Debt securities	Deposits from customers	Deposits from banks	Debt securities issued	Notional amount
	Carrying amount			Carrying amount			
CHF LIBOR	0	0	0	0	0	0	1,991
GBP LIBOR	33	17	1	0	0	0	34
USD LIBOR	2,837	470	870	241	86	0	4,667

Note: this table shows positions that were not switched technically in the systems before year-end to the new RFRs for the next repricing basis and the switch requires manual input either because:

- _ as of year-end there was no automated fallback process set up yet (e.g. positions affected by the ISDA fallback protocol); or
- _ an external input is needed to implement the conditions of the switch (e.g. GBP syndicated loans where the fallback conditions are communicated by the agent or syndicate lead).

Disclosures regarding application of the interest rate benchmark reform in the area of hedge accounting can be found in Note 27 Hedge Accounting.

58. Government grants

A government grant is recognised in Erste Group's financial statements, when there is reasonable assurance that it will be received and that Erste Group will comply with the conditions attached to it. Grants that compensate for the acquisition of assets are presented as deduction from the cost of the related asset and are recognised in profit or loss over the periods and in the proportions, in which depreciation and amortisation expenses on those assets are recognised. Grants that compensate for expenses incurred are presented as deduction of relevant expenses in the period in which the expenses are incurred.

The total amount of government grants recognised in the group adds up to EUR 6.3 million. Out of this total amount, EUR 3.5 million are related to a new investment program in Austria ('Investitionsprämie'), which was offered to support the economy due to the Covid-19 crisis. Using this opportunity, Erste Group invested in tangible and intangible depreciable fixed assets and the government refunded 7% or 14% (in case of digitalisation projects) of the investment. Further, some Austrian entities applied for a reimbursement of the remuneration paid to their employees during quarantine and childcare leave ('Personalkostenzuschuss') and received around EUR 1.3 million. Government grants related to Personalkostenzuschuss have been deducted from the personnel expenses.

59. Details of the companies wholly or partly owned by Erste Group as of 31 December 2021

The table below presents material, fully consolidated subsidiaries, investments in associates accounted for at equity and other investments.

Company name, registered office	Interest of Erste Group in %		
	Dec 20	Dec 21	
Fully consolidated subsidiaries			
Credit institutions			
Allgemeine Sparkasse Oberösterreich Bankaktiengesellschaft	Linz	39.2	39.2
Banca Comerciala Romana Chisinau S.A.	Chisinau	99.9	99.9
Banca Comerciala Romana SA	Bucharest	99.9	99.9
Banka Sparkasse d.d.	Ljubljana	28.0	28.0
Bausparkasse der österreichischen Sparkassen Aktiengesellschaft	Wien	95.1	100.0
BCR Banca pentru Locuinte SA	Bucharest	99.9	99.9
Ceska sporitelna, a.s.	Praha	100.0	100.0
Die Zweite Wiener Vereins-Sparcasse	Wien	0.0	0.0
Dornbirner Sparkasse Bank AG	Dornbirn	0.0	0.0
Erste & Steiermärkische Bank d.d.	Rijeka	69.3	69.3
ERSTE BANK AD PODGORICA	Podgorica	69.3	69.3
ERSTE BANK AKCIONARSKO DRUŠTVO, NOVI SAD	Novi Sad	80.5	80.5
Erste Bank der österreichischen Sparkassen AG	Wien	100.0	100.0
Erste Bank Hungary Zrt	Budapest	100.0	100.0
Erste Group Bank AG	Wien	0.0	0.0
ERSTE Jelzálogbank Zártkörűen Működő Részvénytársaság	Budapest	100.0	100.0
Erste Lakas-Takarekpenztar Zártkörűen Működő Részvénytársaság	Budapest	100.0	100.0
Kärntner Sparkasse Aktiengesellschaft	Klagenfurt	25.0	25.0
KREMSENER BANK UND SPARKASSEN AKTIENGESELLSCHAFT	Krems	0.0	0.0
Lienzer Sparkasse AG	Lienz	0.0	0.0
Salzburger Sparkasse Bank Aktiengesellschaft	Salzburg	100.0	100.0
Slovenska sporitelna, a. s.	Bratislava	100.0	100.0
Sparkasse Baden	Baden	0.0	0.0
Sparkasse Bank AD Skopje	Skopje	24.9	23.9
Sparkasse Bank dd Bosna i Hercegovina	Sarajevo	25.0	25.0
Sparkasse Bludenz Bank AG	Bludenz	0.0	0.0
Sparkasse Bregenz Bank Aktiengesellschaft	Bregenz	0.0	0.0
Sparkasse der Gemeinde Egg	Egg	0.0	0.0
Sparkasse der Stadt Amstetten AG	Amstetten	0.0	0.0
Sparkasse der Stadt Feldkirch	Feldkirch	0.0	0.0
Sparkasse der Stadt Kitzbühel	Kitzbühel	0.0	0.0
Sparkasse Eferding-Peuerbach-Waizenkirchen	Eferding	0.0	0.0
Sparkasse Feldkirchen/Kärnten	Feldkirchen	0.0	0.0
SPARKASSE FRANKENMARKT AKTIENGESELLSCHAFT	Frankenmarkt	0.0	0.0
Sparkasse Hainburg-Bruck-Neusiedl Aktiengesellschaft	Hainburg	75.0	75.0
Sparkasse Haugsdorf	Haugsdorf	0.0	0.0
Sparkasse Herzogenburg-Neulengbach Bank Aktiengesellschaft	Herzogenburg	0.0	0.0
Sparkasse Horn-Ravelsbach-Kirchberg Aktiengesellschaft	Horn	0.0	0.0
Sparkasse Imst AG	Imst	0.0	0.0
Sparkasse Korneuburg AG	Korneuburg	0.0	0.0
Sparkasse Kufstein Tiroler Sparkasse von 1877	Kufstein	0.0	0.0
Sparkasse Lambach Bank Aktiengesellschaft	Lambach	0.0	0.0
Sparkasse Langenlois	Langenlois	0.0	0.0
Sparkasse Mittersill Bank AG	Mittersill	0.0	0.0
Sparkasse Mühlviertel-West Bank Aktiengesellschaft	Rohrbach	40.0	40.0
Sparkasse Mürrzuslag Aktiengesellschaft	Mürrzuslag	0.0	0.0
Sparkasse Neuhofen Bank Aktiengesellschaft	Neuhofen	0.0	0.0
Sparkasse Neunkirchen	Neunkirchen	0.0	0.0
SPARKASSE NIEDERÖSTERREICH MITTE WEST AKTIENGESELLSCHAFT	St. Pölten	0.0	0.0
Sparkasse Pölla AG	Pölla	0.0	0.0
Sparkasse Pottenstein N.Ö.	Pottenstein	0.0	0.0
Sparkasse Poysdorf AG	Poysdorf	0.0	0.0
Sparkasse Pregarten - Unterweißenbach AG	Pregarten	0.0	0.0
Sparkasse Rattenberg Bank AG	Rattenberg	0.0	0.0
Sparkasse Reutte AG	Reutte	0.0	0.0
Sparkasse Ried im Innkreis-Haag am Hausruck	Ried	0.0	0.0
Sparkasse Salzkammergut AG	Bad Ischl	0.0	0.0
Sparkasse Scheibbs AG	Scheibbs	0.0	0.0
Sparkasse Schwaz AG	Schwaz	0.0	0.0
Sparkasse Voitsberg-Köflach Bankaktiengesellschaft	Voitsberg	4.2	4.2
Stavebni sporitelna Ceske sporitelny, a.s.	Praha	100.0	100.0
Steiermärkische Bank und Sparkassen Aktiengesellschaft	Graz	25.0	25.0
Tiroler Sparkasse Bankaktiengesellschaft Innsbruck	Innsbruck	75.0	75.0
Waldviertler Sparkasse Bank AG	Zwettl	0.0	0.0
Wiener Neustädter Sparkasse	Wiener Neustadt	0.0	0.0

Company name, registered office	Interest of Erste Group in %		
	Dec 20	Dec 21	
Financial institutions			
"DIE EVA" Grundstückverwaltungsgesellschaft m.b.H.	Wien	100.0	100.0
"Die Kärntner" Trust- Vermögensverwaltungsgesellschaft m.b.H. & Co KG	Klagenfurt	25.0	25.0
"Die Kärntner" Trust-Vermögensverwaltungsgesellschaft m.b.H.	Klagenfurt	25.0	25.0
"Nare" Grundstücksverwertungs-Gesellschaft m.b.H.	Wien	100.0	100.0
ACP Financial Solutions GmbH	Wien	75.0	75.0
Alea-Grundstückverwaltung Gesellschaft m.b.H.	Wien	100.0	100.0
Altstadt Hotelbetriebs GmbH	Wien	100.0	100.0
AVION-Grundverwertungsgesellschaft m.b.H.	Wien	51.0	51.0
BCR Leasing IFN SA	Bucharest	99.9	99.9
BCR Payments Services SRL	Sibiu	99.9	99.9
BCR Social Finance IFN S.A.	Bucharest	79.5	79.5
BOOTES-Immorent Grundverwertungs-Gesellschaft m.b.H.	Wien	100.0	100.0
DENAR-Immorent Grundverwertungsgesellschaft m.b.H.	Wien	62.5	62.5
DIE ERSTE Leasing Grundaufschließungs- und Immobilienvermietungsgesellschaft m.b.H.	Wien	100.0	100.0
DIE ERSTE Leasing Grundbesitzgesellschaft m.b.H.	Wien	100.0	100.0
DIE ERSTE Leasing Grundstückverwaltungsgesellschaft m.b.H.	Wien	100.0	100.0
DIE ERSTE Leasing Immobilienbesitzgesellschaft m.b.H.	Wien	100.0	100.0
DIE ERSTE Leasing Immobilienverwaltungs- und -vermietungsgesellschaft m.b.H.	Wien	100.0	100.0
DIE EVA-Gebäudeleasinggesellschaft m.b.H.	Wien	100.0	100.0
DIE EVA-Immobilienleasing und -erwerb Gesellschaft m.b.H.	Wien	100.0	100.0
Drustvo za lizing nekretnina, vozila, plovila i masina "S-Leasing" doo Podgorica	Podgorica	62.5	62.5
EB Erste Bank Internationale Beteiligungen GmbH	Wien	100.0	100.0
EB-Grundstücksbeteiligungen GmbH	Wien	100.0	100.0
EKZ-Immorent Vermietung GmbH	Wien	100.0	100.0
Epsilon Immorent s.r.o.	Praha	100.0	100.0
Erste & Steiermärkische S-Leasing drustvo s ogranicenom odgovornoscu za leasing vozila i strojeva	Zagreb	47.1	47.1
Erste Bank und Sparkassen Leasing GmbH	Wien	100.0	100.0
ERSTE CARD CLUB d.o.o.	Zagreb	69.3	69.3
ERSTE CARD poslovanje s kreditnimi karticama, d.o.o.	Ljubljana	69.3	69.3
Erste Finance (Delaware) LLC	Wilmington	100.0	100.0
Erste Group Immorent CR s.r.o.	Praha	100.0	100.0
Erste Group Immorent GmbH	Wien	100.0	100.0
Erste Group Immorent International Holding GmbH	Wien	100.0	100.0
Erste Group Immorent Lizing Zártkörűen Működő Részvénytársaság	Budapest	100.0	100.0
ERSTE GROUP IMMORANT LJUBLJANA, finančne storitve, d.o.o.	Ljubljana	100.0	100.0
Erste Social Finance Holding GmbH	Wien	60.0	60.0
Eva-Immobilienverwaltungsgesellschaft m.b.H.	Wien	100.0	100.0
Eva-Realitätenverwaltungsgesellschaft m.b.H.	Wien	100.0	100.0
F & S Leasing GmbH	Klagenfurt	100.0	100.0
Factoring Ceske sporitelny a.s.	Praha	100.0	100.0
GIROLEASING-Mobilienvermietungsgesellschaft m.b.H.	Wien	62.5	62.5
Holding Card Service s.r.o.	Praha	100.0	100.0
Hotel- und Sportstätten-Beteiligungs-, Errichtungs- und Betriebsgesellschaft m.b.H.	Wien	38.0	100.0
Hotel- und Sportstätten-Beteiligungs-, Errichtungs- und Betriebsgesellschaft m.b.H. Leasing KG	St. Pölten	54.5	54.6
Immo Smaragd GmbH	Schwaz	0.0	0.0
Immorent - Immobilienleasing Gesellschaft m.b.H.	Wien	100.0	100.0
Immorent - Weiko Grundverwertungsgesellschaft m.b.H.	Wien	100.0	100.0
IMMORENT DELTA, leasing druzba, d.o.o.	Ljubljana	50.0	50.0
ImmoRent Einkaufszentren Verwaltungsgesellschaft m.b.H.	Wien	100.0	100.0
IMMORENT EPSILON, leasing druzba, d.o.o.	Ljubljana	50.0	50.0
Immorent Oktatási Ingatlanhasznosító és Szolgáltató Kft.	Budapest	56.0	56.0
IMMORENT PPP Ingatlanhasznosító és Szolgáltató Korlátolt Felelősségű Társaság	Budapest	100.0	100.0
IMMORENT RIED GmbH	Wien	100.0	100.0
IMMORENT-ANUBIS Grundverwertungsgesellschaft m.b.H.	Wien	100.0	100.0
IMMORENT-ASTRA Grundverwertungsgesellschaft m.b.H.	Wien	100.0	100.0
Immorent-Clio-Grundverwertungsgesellschaft m.b.H.	Wien	100.0	100.0
Immorent-Gamma-Grundstücksverwertungsgesellschaft m.b.H.	Wien	100.0	100.0
IMMORENT-GREKO Grundverwertungsgesellschaft m.b.H.	Wien	100.0	100.0
Immorent-Grundverwertungsgesellschaft m.b.H.	Wien	100.0	100.0
Immorent-Kappa Grundverwertungsgesellschaft m.b.H.	Wien	100.0	100.0
IMMORENT-LEANDER Grundverwertungsgesellschaft m.b.H.	Wien	100.0	100.0
IMMORENT-MOMO Grundverwertungsgesellschaft m.b.H.	Wien	100.0	100.0
IMMORENT-MÖRE Grundverwertungsgesellschaft m.b.H.	Wien	69.5	69.5
IMMORENT-NERO Grundverwertungsgesellschaft m.b.H.	Wien	100.0	100.0
IMMORENT-Objektvermietungsgesellschaft m.b.H.	Wien	100.0	100.0
IMMORENT-OSIRIS Grundverwertungsgesellschaft m.b.H.	Wien	100.0	100.0
IMMORENT-PAN Grundverwertungsgesellschaft m.b.H.	Wien	100.0	100.0
IMMORENT-Raiffeisen Fachhochschule Errichtungs- und BetriebsgmbH	Wien	55.0	55.0
IMMORENT-RAMON Grundverwertungsgesellschaft m.b.H.	Wien	62.5	62.5
IMMORENT-RASTA Grundverwertungsgesellschaft m.b.H.	Wien	100.0	100.0
IMMORENT-REMUS Grundverwertungsgesellschaft m.b.H.	Wien	100.0	100.0
IMMORENT-RIALTO Grundverwertungsgesellschaft m.b.H.	Wien	100.0	100.0

Company name, registered office	Interest of Erste Group in %		
	Dec 20	Dec 21	
IMMORENT-RIO Grundverwertungsgesellschaft m.b.H.	Wien	55.0	55.0
IMMORENT-RIWA Grundverwertungsgesellschaft m.b.H.	Wien	100.0	100.0
IMMORENT-RONDO Grundverwertungsgesellschaft m.b.H.	Wien	100.0	100.0
IMMORENT-RUBIN Grundverwertungsgesellschaft m.b.H.	Wien	100.0	100.0
IMMORENT-SARI Grundverwertungsgesellschaft m.b.H.	Wien	100.0	100.0
Immorent-Theta-Grundverwertungsgesellschaft m.b.H.	Wien	100.0	100.0
IMMORENT-TRIAS Grundverwertungsgesellschaft m.b.H.	Wien	62.5	62.5
Immorent-WBV Grundverwertungsgesellschaft m.b.H.	Wien	50.0	50.0
IMNA-Immorent Immobilienleasing GmbH	Wien	100.0	100.0
Intermarket Bank AG	Wien	93.8	93.8
IR Beteiligungsverwaltungsgesellschaft mbH	Wien	100.0	100.0
IR REAL ESTATE LEASING d.o.o. u likvidaciji	Zagreb	92.5	92.5
Kärntner Sparkasse Vermögensverwaltungsgesellschaft m.b.H.	Klagenfurt	25.0	25.0
Leasing České sporitelny, a.s.	Praha	100.0	100.0
MEKLA Leasing Gesellschaft m.b.H.	Wien	100.0	100.0
NAXOS-Immorent Immobilienleasing GmbH	Wien	100.0	100.0
NÖ-Sparkassen Beteiligungsgesellschaft m.b.H.	St. Pölten	2.5	2.5
Ölim-Grundverwertungsgesellschaft m.b.H.	Graz	25.0	25.0
OMEGA IMMORENT s.r.o.	Praha	100.0	100.0
OREST-Immorent Leasing GmbH	Wien	100.0	100.0
Österreichisches Volkswohnungswerk, Gemeinnützige Gesellschaft mit beschränkter Haftung	Wien	100.0	100.0
PAROS-Immorent Grundverwertungsgesellschaft m.b.H.	Wien	100.0	100.0
Pischeldorfer Straße 221 Liegenschaftsverwertungs GmbH	Wien	100.0	100.0
PREDUZECE ZA FINANSIJSKI LIZING S-LEASING DOO, BEOGRAD	Belgrade	66.6	66.6
RHEA-Immorent Holding GmbH	Wien	100.0	100.0
s Autoleasing SK, s.r.o.	Bratislava	100.0	100.0
S IMMORENT OMIKRON društvo s ogranicenom odgovornoscu za poslovanje nekretninama	Zagreb	100.0	100.0
s Wohnbaubank AG	Wien	100.0	100.0
SCIENTIA Immorent GmbH	Wien	100.0	100.0
S-Factoring, faktoring družba d.d.	Ljubljana	28.0	28.0
Sieben Tiroler Sparkassen Beteiligungsgesellschaft m.b.H.	Kufstein	0.0	0.0
S-Leasing Immobilienvermietungsgesellschaft m.b.H.	Wiener Neustadt	33.3	33.3
Sparfinanz-, Vermögens-, Verwaltungs- und Beratungs- Gesellschaft m.b.H.	Wiener Neustadt	0.0	0.0
SPARKASSE IMMORENT Grundverwertungsgesellschaft m.b.H.	Wien	100.0	100.0
Sparkasse Leasing d.o.o., Sarajevo	Sarajevo	25.0	25.0
Sparkasse Leasing d.o.o., Skopje	Skopje	25.0	24.5
Sparkasse Leasing S, družba za financiranje d.o.o.	Ljubljana	28.0	28.0
Sparkassen IT Holding AG	Wien	31.1	31.6
Sparkassen Leasing Süd GmbH	Graz	25.0	25.0
Strabag Oktatási PPP Ingatlanhasznosító és Szolgáltató Korlátolt Felelősségű Társaság	Budapest	70.0	70.0
Subholding Immorent GmbH	Wien	100.0	100.0
TAURIS-Immorent Grundverwertungsgesellschaft m.b.H.	Wien	100.0	100.0
Theta Immorent s.r.o.	Praha	100.0	100.0
Theuthras-Immorent Grundverwertungsgesellschaft m.b.H.	Wien	62.5	62.5
UBG-Unternehmensbeteiligungsgesellschaft m.b.H.	Wien	100.0	100.0
VIA Immobilien Errichtungsgesellschaft m.b.H.	Wien	100.0	100.0
Vorarlberger Sparkassen Beteiligungs GmbH	Dornbirn	0.0	0.0
WIESTA-Immorent Immobilienleasing GmbH	Wien	100.0	100.0
XENIA-Immorent Grundverwertungsgesellschaft m.b.H.	Wien	100.0	100.0
Zeta Immorent s.r.o.	Praha	100.0	100.0

Company name, registered office	Interest of Erste Group in %		
	Dec 20	Dec 21	
Other			
"SELIMMO" - Sparkasse Mühlviertel-West - DIE ERSTE Leasing - Immobilienvermietung GmbH in Liqu.	Rohrbach	69.4	69.4
AS-Alpha Grundstücksverwaltung Gesellschaft m.b.H. "in Liqu."	Wien	39.2	39.2
Asset Management Slovenskej sporitelne, správ. spol., a. s.	Bratislava	91.1	91.1
BCR Fleet Management SRL	Bucharest	99.9	99.9
BCR Pensii, Societate de Administrare a Fondurilor de Pensii Private SA	Bucharest	99.9	99.9
BP Budejovicka, s. r. o.	Praha	100.0	100.0
BP Olbrachtova, s. r. o.	Praha	100.0	100.0
BP Polackova, s. r. o.	Praha	100.0	100.0
BRS Büroreinigungsgesellschaft der Steiermärkischen Bank und Sparkassen Aktiengesellschaft Gesellschaft m.b.H.	Graz	25.0	25.0
BTV-Beteiligungs-, Treuhand-, Vermögens-Verwaltungsgesellschaft m.b.H.	Klagenfurt	25.0	25.0
Budejovicka development, s. r. o.	Praha	100.0	100.0
C&C Atlantic Limited	Dublin	100.0	100.0
CEE Property Development Portfolio 2 a.s.	Praha	100.0	100.0
CEE Property Development Portfolio B.V.	Amsterdam	20.0	20.0
Ceska sporitelna - penzijni spolecnost, a.s.	Praha	100.0	100.0
Cinci-Immorent Grundverwertungsgesellschaft m.b.H.	Wien	100.0	100.0
Collat-real Korlátolt Felelősségű Társaság	Budapest	100.0	100.0
CP Praha s.r.o., v likvidaci	Praha	20.0	20.0
CPDP 2003 s.r.o.	Praha	100.0	100.0
CPP Lux S. 'ar.l.	Luxembourg	20.0	20.0
CS NHQ, s.r.o.	Praha	100.0	100.0
CS Seed Starter, a.s.	Praha	100.0	100.0
Czech and Slovak Property Fund B.V.	Amsterdam	100.0	100.0
DIE ERSTE Leasing Immobilien Vermietungsgesellschaft m.b.H. in Liqu.	Wien	100.0	100.0
DIE EVA - Liegenschaftsverwaltungsgesellschaft m.b.H.	Wien	100.0	100.0
Dienstleistungszentrum Leoben GmbH	Wien	51.0	51.0
EBB Beteiligungen GmbH	Wien	100.0	100.0
EB-Restaurantsbetriebe Ges.m.b.H.	Wien	100.0	100.0
Erste Asset Management d.o.o.	Zagreb	91.1	91.1
Erste Asset Management GmbH	Wien	91.1	91.1
Erste Asset Management Ltd. (vm Erste Alapkezeslo Zrt.)	Budapest	91.1	91.1
Erste Befektetesi Zrt.	Budapest	100.0	100.0
ERSTE CAMPUS Immobilien AG & Co KG	Wien	100.0	100.0
Erste Digital GmbH	Wien	99.9	82.8
Erste Grantika Advisory, a.s.	Brno	100.0	100.0
Erste Group Card Processor d.o.o.	Zagreb	100.0	100.0
ERSTE GROUP IMMORANT HRVATSKA drustvo s ogranicenom odgovornoscu za upravljanje	Zagreb	100.0	100.0
ERSTE GROUP IMMORANT POLSKA SPOLKA Z OGRANICZONA ODPOWIEDZIALNOSCIA W LIKWIDACJI	Warsaw	100.0	100.0
Erste Group Immorent Slovensko s.r.o.	Bratislava	100.0	100.0
Erste Group IT HR društvo s ogranicenom odgovornošću za usluge informacijskih tehnologija	Bjelovar	75.4	75.4
Erste Group Services GmbH	Wien	100.0	100.0
Erste Group Shared Services (EGSS), s.r.o.	Hodonin	100.0	100.0
ERSTE Immobilien Kapitalanlagegesellschaft m.b.H.	Wien	68.7	68.7
Erste Ingatlan Fejlesztő, Hasznosító és Mernoki Kft.	Budapest	100.0	100.0
ERSTE NEKRETNINE d.o.o. za poslovanje nekretninama	Zagreb	69.3	69.3
Erste Reinsurance S.A.	Luxembourg	100.0	100.0
Erste Securities Polska S.A.	Warsaw	100.0	100.0
Flottenmanagement GmbH	Wien	51.0	51.0
FUKO-Immorent Grundverwertungsgesellschaft m.b.H.	Wien	100.0	100.0
George Labs GmbH	Wien	100.0	100.0
GLADIATOR LEASING IRELAND DESIGNATED ACTIVITY COMPANY	Dublin	100.0	100.0
Gladiator Leasing Limited	Pieta	100.0	100.0
GLL A319 AS LIMITED	Pieta	100.0	100.0
GLL MSN 2118 DESIGNATED ACTIVITY COMPANY	Dublin	100.0	100.0
Haftungsverbund GmbH	Wien	63.9	64.3
HBM Immobilien Kamp GmbH	Wien	100.0	100.0
HP Immobilien Psi GmbH	Wien	100.0	100.0
HT Immobilien Tau GmbH	Wien	100.0	100.0
HT Immobilien Theta GmbH	Wien	100.0	100.0
HV Immobilien Hohenems GmbH	Wien	100.0	100.0
IBF-Anlagenleasing 95 Gesellschaft m.b.H.	Wien	100.0	100.0
IGP Industrie und Gewerbepark Wörgl Gesellschaft m.b.H.	Kufstein	0.0	0.0
ILGES - Immobilien- und Leasing - Gesellschaft m.b.H.	Rohrbach	40.0	40.0
Immobilienverwertungsgesellschaft m.b.H.	Klagenfurt	25.0	25.0
IMMORANT - ANDROMEDA Grundverwertungsgesellschaft m.b.H. "in Liqu."	Wien	41.9	41.9
IMMORANT Alpha Ingatlanbérbeadó és Üzemeltető Korlátolt Felelősségű Társaság "végelszámolás alatt"	Budapest	100.0	100.0
Immorent Lehrbauhofeerrichtungsgesellschaft m.b.H. "in Liqu."	Wien	100.0	100.0
IMMORANT Österreich GmbH	Wien	100.0	100.0
Immorent Singidunum d.o.o.	Belgrade	100.0	100.0
IMMORANT Térinvest Ingatlanhasznosító és Szolgáltató Korlátolt Felelősségű Társaság	Budapest	100.0	100.0
IMMORANT-BRAUGEBÄUDE-Leasinggesellschaft m.b.H. "in Liqu."	Wien	100.0	100.0

Company name, registered office	Interest of Erste Group in %		
	Dec 20	Dec 21	
IMMORENT-HATHOR Grundverwertungsgesellschaft m.b.H.	Wien	62.5	62.5
IMMORENT-JULIA Grundverwertungsgesellschaft m.b.H. in Liqu.	Wien	100.0	100.0
IMMORENT-KRABA Grundverwertungsgesellschaft m.b.H.	Wien	100.0	100.0
IMMORENT-UTO Grundverwertungsgesellschaft m.b.H. in Liqu.	Wien	100.0	100.0
IPS Fonds Gesellschaft bürgerlichen Rechts	Wien	63.5	64.4
IR CEE Project Development Holding GmbH	Wien	100.0	100.0
IZBOR NEKRETNINA D.O.O. ZA USLUGE	Zagreb	69.3	69.3
Jura GrundverwertungsgmbH	Graz	25.0	25.0
KS - Dienstleistungsgesellschaft m.b.H.	Klagenfurt	25.0	25.0
KS-Beteiligungs- und Vermögens-Verwaltungsgesellschaft m.b.H.	Klagenfurt	25.0	25.0
LANED a.s.	Bratislava	100.0	100.0
Lassallestraße 7b Immobilienverwaltung GmbH	Wien	100.0	100.0
LBG 61 LiegenschaftsverwaltungsgmbH "in Liqu."	Wien	100.0	100.0
LIEGESA Immobilienvermietung GmbH Nfg OG	Graz	25.0	25.0
MCS 14 Projektentwicklung GmbH & Co KG	Wien	100.0	100.0
MOPET CZ a.s.	Praha	100.0	100.0
OM Objektmanagement GmbH	Wien	100.0	100.0
Österreichische Sparkassenakademie GmbH	Wien	45.6	45.8
ÖVW Bauträger GmbH	Wien	100.0	100.0
Procurement Services CZ s.r.o.	Praha	99.9	99.9
Procurement Services GmbH	Wien	99.9	99.9
Procurement Services HR d.o.o.	Zagreb	99.9	99.9
Procurement Services HU Kft.	Budapest	99.9	99.9
Procurement Services RO srl	Bucharest	99.9	99.9
Procurement Services SK, s.r.o.	Bratislava	99.9	99.9
Project Development Vest s.r.l	Bucharest	100.0	100.0
Proxima IMMORENT s.r.o. v likvidaci	Praha	100.0	100.0
QBC Management und Beteiligungen GmbH	Wien	65.0	65.0
QBC Management und Beteiligungen GmbH & Co KG	Wien	65.0	65.0
Random Capital Broker Zrt.	Budapest	0.0	100.0
Realia Consult Magyarországi Beruházás Szervezési KFT „végelszámolás alatt“	Budapest	100.0	100.0
Real-Service für oberösterreichische Sparkassen Realitätenvermittlungsgesellschaft m.b.H.	Linz	68.6	68.6
Real-Service für steirische Sparkassen, Realitätenvermittlungsgesellschaft m.b.H.	Graz	61.7	61.7
REICO investicni spolecnost Ceske sporitelny, a.s.	Praha	100.0	100.0
RND Solutions Informatikai Fejlesztő és Szolgáltató Zrt.	Budapest	0.0	100.0
s ASG Sparkassen Abwicklungs- und Servicegesellschaft mbH	Graz	25.0	25.0
s REAL Immobilienvermittlung GmbH	Wien	100.0	100.0
s ServiceCenter GmbH	Wien	58.4	58.5
s Wohnbauträger GmbH	Wien	100.0	100.0
s Wohnfinanzierung Beratungs GmbH	Wien	95.1	100.0
SAI Erste Asset Management S.A.	Bucharest	91.1	91.1
sBAU Holding GmbH	Wien	100.0	100.0
Schauersberg Immobilien Gesellschaft m.b.H.	Graz	25.0	25.0
sDG Dienstleistungsgesellschaft mbH	Wien	58.7	58.8
S-Invest Beteiligungsgesellschaft m.b.H.	Wien	70.0	70.0
SK - Immobiliengesellschaft m.b.H.	Krems	0.0	0.0
SK Immobilien Epsilon GmbH	Wien	100.0	100.0
SKT Immobilien GmbH	Kufstein	0.0	0.0
SKT Immobilien GmbH & Co KG	Kufstein	0.0	0.0
S-Leasing Gesellschaft m.b.H. in Liqu.	Kirchdorf	69.6	69.6
sMS Marktservice für Sparkassen GmbH	Krems	0.0	0.0
Social Finance, s.r.o.	Bratislava	100.0	84.2
SPARDAT - Bürohauserrichtungs- und Vermietungsgesellschaft m.b.H.	Wien	100.0	100.0
Sparkasse Mühlviertel-West Holding GmbH	Rohrbach	40.0	40.0
Sparkasse Oberösterreich Kapitalanlagegesellschaft m.b.H.	Linz	37.9	37.9
SPARKASSEN LEASING druzba za financiranje d.o.o. - v likvidaciji	Ljubljana	50.0	50.0
Sparkassen Real Vorarlberg Immobilienvermittlung GmbH	Dornbirn	50.0	50.0
Sparkassen-Haftungs GmbH	Wien	63.9	64.3
Sparkassen-Real-Service für Kärnten und Osttirol Realitätenvermittlungs-Gesellschaft m.b.H.	Klagenfurt	57.6	57.6
Sparkassen-Real-Service -Tirol Realitätenvermittlungs-Gesellschaft m.b.H.	Innsbruck	68.7	68.7
S-Real, Realitätenvermittlungs- und -verwaltungs Gesellschaft m.b.H.	Wiener Neustadt	0.0	0.0
S-RENT DOO BEOGRAD	Belgrade	35.5	35.5
Steiermärkische Verwaltungssparkasse Immobilien & Co KG	Graz	25.0	25.0
STRAULESTI PROPERTY DEVELOPMENT SRL	Bucharest	100.0	100.0
Suport Colect SRL	Bucharest	99.9	99.9
Toplice Sveti Martin d.o.o.	Sveti Martin	100.0	100.0
Wirtschaftspark Siebenhirten Entwicklungs- und Errichtungs GmbH "in Liqu."	Wien	100.0	100.0
ZWETTLER LEASING Gesellschaft m.b.H.	Zwettl	0.0	0.0

Company name, registered office	Interest of Erste Group in %		
	Dec 20	Dec 21	
Funds			
ERSTE BOND EURO TREND	Wien	0.0	0.0
ERSTE RESERVE CORPORATE	Wien	0.0	0.0
SPARKASSEN 19	Wien	0.0	0.0
SPARKASSEN 21	Wien	0.0	0.0
SPARKASSEN 26	Wien	0.0	0.0
SPARKASSEN 4	Wien	0.0	0.0
SPARKASSEN 5	Wien	0.0	0.0
SPARKASSEN 8	Wien	0.0	0.0
SPARKASSEN 9	Wien	0.0	0.0

Company name, registered office	Interest of Erste Group in %		
	Dec 20	Dec 21	
Equity method investments			
Credit institutions			
Prva stavebna sporitelna, a.s.	Bratislava	35.0	35.0
SPAR-FINANZ BANK AG	Salzburg	50.0	50.0
Financial institutions			
Adoria Grundstückvermietungs Gesellschaft m.b.H.	St. Pölten	24.5	24.5
Aventin Grundstückverwaltungs Gesellschaft m.b.H.	Horn	24.5	24.5
Epsilon - Grundverwertungsgesellschaft m.b.H.	Wien	50.0	50.0
Esquilin Grundstücksverwaltungs Gesellschaft m.b.H.	St. Pölten	24.5	24.5
Fondul de Garantare a Creditului Rural IFN SA	Bucharest	33.3	33.3
FORIS Grundstückvermietungs Gesellschaft m.b.H.	St. Pölten	24.5	24.5
Global Payments s.r.o.	Praha	49.0	49.0
HOSPES-Grundstückverwaltungs Gesellschaft m.b.H.	St. Pölten	33.3	33.3
Immorent-Hypo-Rent Grundverwertungsgesellschaft m.b.H.	Innsbruck	49.0	49.0
LITUS Grundstückvermietungs Gesellschaft m.b.H.	St. Pölten	24.5	24.5
Neue Eisenstädter gemeinnützige Bau-, Wohn- und Siedlungsgesellschaft m.b.H.	Eisenstadt	50.0	50.0
NÖ Bürgschaften und Beteiligungen GmbH	Wien	14.4	14.4
NÖ-KL Kommunalgebäudeleasing Gesellschaft m.b.H.	Wien	33.4	33.4
O.Ö. Kommunalgebäude-Leasing Gesellschaft m.b.H.	Linz	40.0	40.0
Quirinal Grundstücksverwaltungs Gesellschaft m.b.H.	Wien	33.3	33.3
Steirische Gemeindegebäude Leasing Gesellschaft m.b.H.	Wien	50.0	50.0
Steirische Kommunalgebäudeleasing Gesellschaft m.b.H.	Wien	50.0	50.0
Steirische Leasing für Gebietskörperschaften Gesellschaft m.b.H.	Wien	50.0	50.0
Steirische Leasing für öffentliche Bauten Gesellschaft m.b.H.	Wien	50.0	50.0
STUWO Gemeinnützige Studentenwohnbau Aktiengesellschaft	Wien	50.5	50.5
SWO Kommunalgebäudeleasing Gesellschaft m.b.H.	Wien	50.0	50.0
TKL V Grundverwertungsgesellschaft m.b.H.	Innsbruck	33.3	33.3
TKL VIII Grundverwertungsgesellschaft m.b.H.	Innsbruck	24.5	24.5
TRABITUS Grundstückvermietungs Gesellschaft m.b.H.	Wien	25.0	25.0
VALET-Grundstückverwaltungs Gesellschaft m.b.H.	St. Pölten	24.5	24.5
VBV - Betriebliche Altersvorsorge AG	Wien	29.8	29.8
VOLUNTAS Grundstückvermietungs Gesellschaft m.b.H.	St. Pölten	35.0	35.0
Vorarlberger Kommunalgebäudeleasing Gesellschaft m.b.H.	Dornbirn	33.3	33.3
Other			
APHRODITE Bauträger Aktiengesellschaft	Wien	50.0	50.0
CIT ONE SA	Bucharest	33.3	33.3
Dostupny Domov j.s.a.	Nitra	49.9	42.0
ERSTE d.o.o.	Zagreb	45.2	45.2
Erste ÖSW Wohnbauträger GmbH	Wien	50.5	50.5
GELUP GmbH	Wien	33.3	33.3
Gemdat Niederösterreichische Gemeinde-Datenservice Gesellschaft m. b. H.	Korneuburg	0.8	0.8
Hochkönig Bergbahnen GmbH	Mühlbach	47.4	47.4
KWC Campus Errichtungsgesellschaft m.b.H.	Klagenfurt	13.6	13.6
N.Ö. Kommunalgebäudeleasing Gesellschaft m.b.H. in Liqu.	Wien	33.4	33.4
SILLO DREI next LBG 57 Liegenschaftsverwertung GmbH & Co KG	Wien	49.0	49.0
SILLO II LBG 57 – 59 Liegenschaftsverwertung GmbH & Co KG	Wien	49.0	49.0
Slovak Banking Credit Bureau, s.r.o.	Bratislava	33.3	33.3
Other investments			
Credit institutions			
Oesterreichische Kontrollbank Aktiengesellschaft	Wien	12.9	12.9
ALTA BANKA AD BEOGRAD	Belgrade	0.0	0.0
Public Joint-stock company commercial Bank "Center-Invest"	Rostov	9.1	9.1
EUROAXIS BANK AD Moskva	Moscow	1.6	1.6
Südtiroler Sparkasse AG	Bozen	0.1	0.1
Financial institutions			
"Österreichisches Siedlungswerk" Gemeinnützige Wohnungsaktiengesellschaft	Wien	1.0	1.0
"Wohnungseigentum", Tiroler gemeinnützige Wohnbaugesellschaft m.b.H.	Innsbruck	19.1	19.1
"Wohnungseigentümer" Gemeinnützige Wohnbaugesellschaft m.b.H.	Mödling	20.3	20.3
ARWAG Holding-Aktiengesellschaft	Wien	19.3	19.3
Central Securities Depository AD Skopje	Skopje	0.0	5.7
CONATUS Grundstückvermietungs Gesellschaft m.b.H.	St. Pölten	24.5	24.5
CS Property Investment Limited in liquidation	Nicosia	100.0	100.0
CULINA Grundstücksvermietungs Gesellschaft m.b.H.	St. Pölten	25.0	25.0
Diners Club BH d.o.o. Sarajevo	Sarajevo	69.3	69.3
Diners Club Bulgaria AD	Sofia	3.6	3.6
Diners Club International Belgrade d.o.o. Beograd in bankruptcy	Belgrade	69.3	69.3
Diners Club International Montenegro d.o.o. in Podgorica	Podgorica	69.3	69.3
Erste Asset Management Deutschland GmbH	Vaterstetten	91.1	91.1
Erste Private Capital GmbH	Wien	0.0	91.1
EUROPEAN INVESTMENT FUND	Luxembourg	0.1	0.1
EWU Wohnbau Unternehmensbeteiligungs-GmbH	St. Pölten	20.2	20.2
Fondul Roman de Garantare a Creditelor pentru Intreprinzatorii Privati SA	Bucharest	9.5	9.5
Garantiqa Hitelgarancia Zrt.	Budapest	1.8	1.8
GEBAU-NIOBAU Gemeinnützige Baugesellschaft m.b.H.	Mödling	19.2	19.2

Company name, registered office	Interest of Erste Group in %		
	Dec 20	Dec 21	
Gemeinnützige Bau- und Siedlungsgenossenschaft "Waldviertel" registrierte Genossenschaft mit beschränkter Haftung	Raabs	0.0	0.0
Gemeinnützige Wohn- und Siedlungsgesellschaft Schönere Zukunft, Gesellschaft m.b.H.	Wien	15.0	15.0
Gemeinnützige Wohnungsgesellschaft "Austria" Aktiengesellschaft	Mödling	20.0	20.0
GWS Gemeinnützige Alpenländische Gesellschaft für Wohnungsbau und Siedlungswesen m.b.H.	Graz	7.5	7.5
IMMORENT S-Immobilienmanagement GesmbH	Wien	100.0	100.0
Immorent-Hackinger Grundverwertungsgesellschaft m.b.H.	Wien	11.3	11.3
KERES-Immorent Immobilienleasing GmbH	Wien	25.0	25.0
LBH Liegenschafts- und Beteiligungsholding GmbH	Innsbruck	75.0	75.0
Lorit Kommunalgebäudeleasing Gesellschaft m.b.H.	Wien	26.7	26.7
LV Holding GmbH	Linz	35.4	35.4
MIGRA Gemeinnützige Wohnungsges.m.b.H.	Wien	19.8	19.8
O.Ö. Kommunal-Immobilienleasing GmbH	Linz	40.0	40.0
Oberösterreichische Kreditgarantiegesellschaft m.b.H.	Linz	5.6	5.6
ÖSW Wohnbauvereinigung Gemeinnützige Gesellschaft m.b.H.	Salzburg	15.6	15.6
ÖWB Gemeinnützige Wohnungsaktiengesellschaft	Innsbruck	26.3	26.3
ÖWGES Gemeinnützige Wohnbaugesellschaft m.b.H.	Graz	2.5	2.5
PSA Payment Services Austria GmbH	Wien	18.5	18.5
Salzburger Kreditgarantiegesellschaft m.b.H.	Salzburg	18.2	18.2
Seilbahnleasing GmbH	Innsbruck	33.3	33.3
SREDISNJE KLIRINSKO DEPOZITARNO DRUSTVO D.D.(CENTRAL DEPOZITORY & CLEARING COMPANY Inc.)	Zagreb	0.1	0.1
TKL II. Grundverwertungsgesellschaft m.b.H.	Wien	26.7	26.7
TKL VI Grundverwertungsgesellschaft m.b.H.	Innsbruck	33.3	33.3
TKL VII Grundverwertungsgesellschaft m.b.H.	Innsbruck	33.3	33.3
UNDA Grundstückvermietungs Gesellschaft m.b.H.	St. Pölten	25.0	25.0
WBV Beteiligungs- und Vermögensverwaltungsgesellschaft m.b.H.	Feldkirch	0.0	0.0
WKBG Wiener Kreditbürgschafts- und Beteiligungsbank AG (vorm.Kapital-Beteiligungs Aktiengesellschaft)	Wien	14.4	14.4
Other			
"Die Kärntner" - Förderungs- und Beteiligungsgesellschaft für die Stadt Friesach Gesellschaft m.b.H.	Friesach	25.0	25.0
"Die Kärntner" - Förderungsgesellschaft für das Gurktal Gesellschaft m.b.H.	Gurk	25.0	25.0
"Die Kärntner"-Förderungs- und Beteiligungsgesellschaft für den Bezirk Wolfsberg Gesellschaft m.b.H.	Wolfsberg	25.0	25.0
"Gasthof Löwen" Liegenschaftsverwaltung GmbH & Co., KG	Feldkirch	0.0	0.0
"Photovoltaik-Gemeinschaftsanlage" der Marktgemeinde Wolfurt	Wolfurt	0.0	0.0
"S-PREMIUM" Društvo sa ogranicenom odgovornoscu za posredovanje i zastupanje u osiguranju d.o.o. Sarajevo	Sarajevo	25.0	25.0
"Stolz auf Wien" Beteiligungs GmbH	Wien	0.0	0.0
"TBG" Thermenzentrum Geinberg Betriebsgesellschaft m.b.H.	Geinberg	1.5	1.5
"THG" Thermenzentrum Geinberg Errichtungs-GmbH	Linz	1.5	1.5
AB Banka, a.s. v likvidaci	Mladá Boleslav	4.5	4.5
Achenseebahn-Aktiengesellschaft in Abwicklung	Jenbach	0.0	0.0
Achtundsechzigste Sachwert Rendite-Fonds Holland GmbH & Co KG	Hamburg	0.0	0.0
AD SPORTSKO POSLOVNI CENTAR MILLENNIUM VRŠAC	Vršac	0.2	0.2
Agrargemeinschaft Kirchschlag	Kirchschlag	0.0	0.0
AKCIONARSKO DRUŠTVO ZA PROIZVODNJU DELOVA ZA MOTORE GARANT, FUTOG - U STECAJU	Futog	6.2	6.2
ALBA Services GmbH	Wien	50.0	50.0
Alpbacher Bergbahn Gesellschaft m.b.H. & Co.KG.	Alpbach	0.0	0.0
ALPENDORF BERGBAHNEN AG	St. Johann	0.0	0.0
AREALIS Liegenschaftsmanagement GmbH	Wien	50.0	50.0
Argentum Immobilienverwertungs Ges.m.b.H.	Linz	39.2	39.2
AS LEASING Gesellschaft m.b.H.	Linz	39.2	39.2
AS Support GmbH	Linz	39.2	39.2
AS-WECO Grundstückverwaltung Gesellschaft m.b.H.	Linz	39.2	39.2
Austrian Reporting Services GmbH	Wien	14.3	14.3
aws Gründerfonds Beteiligungs GmbH & Co KG	Wien	5.1	5.1
Bankovní identita, a.s.	Praha	33.3	17.0
Bäuerliches Blockheizkraftwerk reg. Gen.m.b.H.	Kautzen	0.0	0.0
BCR Asigurari de Viata Vienna Insurance Group SA	Bucharest	5.5	5.5
beeex GmbH	Pöllau	0.0	0.0
Beogradska Berza, Akcionarsko Društvo Beograd	Belgrade	12.6	12.6
Berg- und Schilift Schwaz-Pill Gesellschaft m.b.H.	Schwaz	0.0	0.0
Bergbahn Aktiengesellschaft Kitzbühel	Kitzbühel	0.0	0.0
Bergbahn Lofer GmbH	Lofer	7.1	7.1
Bergbahnen Oetz Gesellschaft m.b.H.	Oetz	0.0	0.0
Bergbahnen Westendorf Gesellschaft m.b.H.	Westendorf	0.0	0.0
BGM - EB-Grundstücksbeteiligungen GmbH & Co KG	Wien	0.0	0.0
Biogenrohstoffgenossenschaft Kamptal und Umgebung registrierte Genossenschaft mit beschränkter Haftung	Maiersch	0.0	0.0
Biomasse Heizwerk Zürs GmbH	Zürs	0.0	0.0
Biroul de Credit SA	Bucharest	19.4	19.4
Biroul de Credit SRL	Chisinau	6.7	9.1
Brauerei Murau eGen	Murau	0.6	0.7
Bregenz Tourismus & Stadtmarketing GmbH	Bregenz	0.0	0.0
Budapesti Értéktözsde Zártkörűen Működő Részvénytársaság	Budapest	2.0	2.0

Company name, registered office	Interest of Erste Group in %		
	Dec 20	Dec 21	
Burza cennych papierov v Bratislave, a.s.	Bratislava	3.9	3.9
Camelot Informatik und Consulting Gesellschaft m.b.H.	Wien	3.6	4.1
CAMPUS 02 Fachhochschule der Wirtschaft GmbH	Graz	3.8	1.5
capital300 EuVECA GmbH & Co KG	Wien	2.6	2.6
Cargo-Center-Graz Betriebsgesellschaft m.b.H.	Werdorf	1.6	1.6
Cargo-Center-Graz Betriebsgesellschaft m.b.H. & Co KG	Werdorf	1.6	1.6
Casa Romana de Compensatie Sibiu	Sibiu	0.4	0.4
CBCB-Czech Banking Credit Bureau, a.s.	Praha	20.0	20.0
Clearing House KIBS AD Skopje	Skopje	0.0	4.4
CRNOMEREC CENTAR D.O.O. ZA PROJEKTIRANJE GRAĐENJE I NADZOR	Zagreb	0.0	0.0
D.C. Travel d.o.o Beograd u stecaju	Belgrade	69.3	69.3
Dachstein Tourismus AG	Gosau	0.0	0.0
Dateio s.r.o.	Praha	22.2	22.2
Die Kärntner Sparkasse - Förderungsgesellschaft für den Bezirk Hermagor Gesellschaft m.b.H.	Hermagor	25.0	25.0
Digital factory s.r.o.	Brno	0.0	15.0
DINESIA a.s.	Praha	100.0	100.0
Dolomitencenter Verwaltungs GmbH	Lienz	50.0	50.0
Dornbirner Seilbahn AG	Dornbirn	0.0	0.0
DRUŠTVO ZA KONSALTING I MENADŽMENT POSLOVE TRŽIŠTE NOVCA A.D. BEOGRAD (SAVSKI VENAC)	Belgrade	0.8	0.8
EBB-Delta Holding GmbH	Wien	100.0	100.0
EBV-Leasing Gesellschaft m.b.H.	Wien	51.0	51.0
EG Energie Center Lipizanerheimat GmbH	Bärnbach	0.0	0.0
Egg Investment GmbH	Egg	0.0	0.0
E-H Liegenschaftsverwaltungs-GmbH	Etsdorf	0.0	0.0
Einlagensicherung AUSTRIA Ges.m.b.H.	Wien	0.5	0.4
ELAG Immobilien AG	Linz	1.5	1.6
Energie AG Oberösterreich	Linz	0.2	0.2
ERSTE Immobilien Alpha "WE-Objekte" GmbH & Co KG	Wien	0.0	0.0
ERSTE Immobilien Alpha APS 85 GmbH & Co KG	Wien	0.0	0.0
ERSTE Immobilien Alpha Baufeld Omega GmbH & Co KG	Wien	0.0	0.0
ERSTE Immobilien Alpha Brünner Straße 124 Liegenschaftsverwaltung GmbH & Co KG	Wien	0.0	0.0
ERSTE Immobilien Alpha Eggenberger Gürtel GmbH & Co KG	Graz	0.0	0.0
ERSTE Immobilien Alpha Favoritenstraße 92 GmbH & Co KG	Wien	0.0	0.0
ERSTE Immobilien Alpha GmbH	Wien	68.7	68.7
ERSTE Immobilien Alpha Kerensstraße GmbH & Co KG	Wien	0.0	0.0
ERSTE Immobilien Alpha Lastenstraße GmbH & Co KG	Wien	0.0	0.0
ERSTE Immobilien Alpha Monte Laa GmbH & Co. KG	Wien	0.0	0.0
ERSTE Immobilien Alpha Paragonstraße GmbH & Co KG	Wien	0.0	0.0
ERSTE Immobilien Alpha Ulmgasse GmbH & Co. KG	Wien	0.0	0.0
ERSTE Immobilien Alpha W175 GmbH & Co KG	Wien	0.0	0.0
ERSTE Immobilien Aspernbrückengasse 2 GmbH & Co KG	Wien	0.1	0.1
ERSTE Immobilien Beta GmbH	Wien	68.7	68.7
ERSTE Immobilien Beta GS 131 GmbH & Co KG	Wien	0.0	0.0
ERSTE Immobilien Gamma GmbH	Wien	68.7	68.7
ERSTE Immobilien Gamma Hilde-Spiel-Gasse GmbH & Co KG	Wien	0.0	0.0
ERSTE Immobilien Gamma Lemböckgasse GmbH & Co KG	Wien	0.0	0.0
ERSTE Immobilien Gamma Seepark Campus West GmbH & Co KG	Wien	0.0	0.0
FINAG D.D. INDUSTRIJA GRADJEVNOG MATERIJALA BANKRUPTCY	Garesnica	18.2	18.2
Finanzpartner GmbH	Wien	51.1	51.1
Fortenova Group STAK Stichting	Amsterdam	0.3	0.3
FRC2 Croatia Partners SCSp	Luxembourg	5.6	5.6
Freizeitpark Zell GmbH	Zell	0.0	0.0
Freizeitzentrum Zillertal GmbH	Fügen	0.0	0.0
Fund of Excellence Förderungs GmbH	Wien	45.0	45.0
FWG-Fernwärmeversorgung Engelbrechts registrierte Genossenschaft mit beschränkter Haftung	Kautzen	0.0	0.0
FWG-Fernwärmeversorgung Raabs a.d. Thaya registrierte Genossenschaft mit beschränkter Haftung	Raabs	0.0	0.0
Gasteiner Bergbahnen Aktiengesellschaft	Bad Hofgastein	13.4	13.4
GEMDAT OÖ GmbH	Linz	10.6	10.6
GEMDAT OÖ GmbH & Co KG	Linz	11.8	11.8
Gerlitzten - Kancelbahn - Touristik Gesellschaft m.b.H. & Co KG	Sattendorf	0.0	0.0
Gewerbe- und Dienstleistungspark der Stadtgemeinde Bad Radkersburg KG	Bad Radkersburg	12.5	12.5
Gladiator Aircraft Management Limited	Pieta	100.0	100.0
Golfclub Bludenz-Braz GmbH	Bludenz-Braz	0.0	0.0
Golfclub Brand GmbH	Brand	0.0	0.0
Golfclub Pfarrkirchen im Mühlviertel GesmbH	Pfarrkirchen	0.2	0.2
Golfplatz Hohe Salve - Brixental Errichtergesellschaft m.b.H. & Co KG	Westendorf	0.0	0.0
Golfresort Haugschlag GmbH & Co KG	Litschau	0.0	0.0
Graben 21 Liegenschaftsverwaltung GmbH	Wien	100.0	100.0
Großarler Bergbahnen Gesellschaft mit beschränkter Haftung & Co. KG.	Großarl	0.5	0.2
GW St. Pölten Integrative Betriebe GmbH	St. Pölten	0.0	0.0
GXT Vermögensverwaltung GmbH & Co KG	Wien	0.0	0.0
GZ-Finanz Leasing Gesellschaft m.b.H. in Liqu.	Wien	100.0	100.0
HAPIMAG AG	Baar	0.0	0.0

Company name, registered office	Interest of Erste Group in %		
	Dec 20	Dec 21	
Harkin Limited	Dublin	100.0	100.0
Haus für Senioren 1 Fischamend Errichtungsgesellschaft m.b.H. & Co KG	Wien	0.0	0.0
Hauser Kaibling Seilbahn- und Liftgesellschaft m.b.H. & Co. KG.	Haus	0.4	0.4
HDL Fiecht GmbH	Vomp	0.0	0.0
Heiltherme Bad Waltersdorf GmbH	Bad Waltersdorf	4.5	4.5
Heiltherme Bad Waltersdorf GmbH & Co KG	Bad Waltersdorf	4.1	4.1
Hinterstoder-Wurzeralm Bergbahnen Aktiengesellschaft	Hinterstoder	0.4	0.4
Hrvatski olimpijski centar Bjelolosa d.o.o. (Kroatisches Olympiazentrum) in bankruptcy	Jesenak	1.2	1.2
Hrvatski registar obveza po kreditima d.o.o. (HROK)	Zagreb	7.3	7.3
HV-Veranstaltungsservice GmbH	St. Lorenzen	100.0	100.0
JAVNO SKLADIŠTE SLOBODNA CARINSKA ZONA NOVI SAD AD NOVI SAD	Novi Sad	4.1	4.1
JUGOALAT-JAL AD NOVI SAD	Novi Sad	5.0	5.0
Kaiser-Ebersdorfer Straße 8 GmbH & Co KG	Wien	0.0	0.0
Kapruner Freizeitzentrum Betriebs GmbH	Kaprun	0.0	0.0
Kapruner Promotion und Lift GmbH	Kaprun	6.5	6.5
Küzbüheler Anzeiger Gesellschaft m.b.H.	Kitzbühel	0.0	0.0
Kleinkraftwerke-Betriebsgesellschaft m.b.H.	Wien	100.0	100.0
Kommanditgesellschaft MS "SANTA LORENA" Offen Reederei GmbH & Co.	Hamburg	0.0	0.0
Kommanditgesellschaft MS "SANTA LUCIANA" Offen Reederei GmbH & Co.	Hamburg	0.0	0.0
KOOPERATIVA poistovna, a.s. Vienna Insurance Group	Bratislava	1.5	1.5
Kooperativa pojistovna, a.s. Vienna Insurance Group	Praha	1.6	1.6
'KULSKI ŠTOFOVI' FABRIKA ZA PROIZVODNJU VUNENIH TKANINA I PREDIVA AKCIONARSKO DRUŠTVO IZ KULE - U STECAJU	Kula	6.1	6.1
Kur- und Fremdenverkehrsbetriebe Bad Radkersburg Gesellschaft m.b.H.	Bad Radkersburg	0.0	0.3
ländleticket marketing gmbh	Dornbirn	0.0	0.0
Langenloiser Liegenschaftsverwaltungs-Gesellschaft m.b.H.	Langenlois	0.0	0.0
Lantech Innovationszentrum GesmbH	Landeck	0.0	0.0
Lebens.Resort & Gesundheitszentrum GmbH	Ottenschlag	0.0	0.0
Lienzer-Bergbahnen-Aktiengesellschaft	Gaimberg	0.0	0.0
Liezener Bezirksnachrichten Gesellschaft m.b.H.	Liezen	1.1	1.1
LOCO 597 Investment GmbH	Egg	0.0	0.0
M Schön Wohnen Immorent GmbH in Liqu.	Wien	100.0	100.0
Macedonian Stock Exchange AD	Skopje	0.0	5.9
Maissauer Amethyst GmbH	Maissau	0.0	0.0
MAJEVICA HOLDING AKCIONARSKO DRUŠTVO, BACKA PALANKA	Bacčka Palanka	5.2	5.2
Mayer Property Alpha d.o.o.	Zagreb	100.0	100.0
Mayrhofner Bergbahnen Aktiengesellschaft	Mayrhofen	0.0	0.0
MCG Graz e.gen.	Graz	1.4	1.4
MEG Hausgemeinschaft "Bahnhofstraße 1, 4481 Asten"	Asten	0.0	0.0
Mittersiller Golf- und Freizeitanlagen Gesellschaft m.b.H.	Mittersill	0.0	0.0
Montfort Investment GmbH	Götzis	0.0	0.0
Mühlbachgasse 8 Immobilien GmbH	Langenlois	0.0	0.0
MUNDO FM & S GmbH	Wien	100.0	100.0
Murauer WM Halle Betriebsgesellschaft m.b.H.	Murau	3.1	3.1
Nahwärme Frankenmarkt eGen	Frankenmarkt	0.0	0.0
Neo Investment B.V.	Amsterdam	0.0	0.0
Neuhofner Bauträger GmbH	Neuhofen	0.0	0.0
Oberösterreichische Unternehmensbeteiligungsgesellschaft m.b.H.	Linz	5.6	5.6
Oberpinzgauer Fremdenverkehrsförderungs- und Bergbahnen - Aktiengesellschaft	Neukirchen	0.0	0.0
Obertilliacher Bergbahnen-Gesellschaft m.b.H.	Obertilliach	0.0	0.0
ÖKO-Heizkraftwerk Pöllau GmbH	Pöllau	0.0	0.0
ÖKO-Heizkraftwerk Pöllau GmbH & Co KG	Pöllau	0.0	0.0
Old Byr Holding ehf.	Reykjavik	1.5	1.5
Omniasig Vienna Insurance Group SA	Bucharest	0.1	0.1
ÓÓ HightechFonds GmbH	Linz	7.8	7.8
Ortswärme Fügen GmbH	Fügen	0.0	0.0
Österreichische Wertpapierdaten Service GmbH	Wien	32.7	32.6
Osttiroler Wirtschaftspark GesmbH	Lienz	0.0	0.0
Planai-Hochwurzen-Bahnen Gesellschaft m.b.H.	Schladming	0.7	0.7
Planung und Errichtung von Kleinkraftwerken Aktiengesellschaft	Wien	99.6	100.0
POSLOVNO UDRUŽENJE DAVAOKA LIZINGA "ALCS" BEOGRAD	Belgrade	8.3	8.3
PREDUZECE ZA PRUŽANJE CONSULTING USLUGA BANCOR CONSULTING GROUP DOO NOVI SAD	Novi Sad	2.6	2.6
Prvni certifikacni autorita, a.s.	Praha	23.3	23.3
Radio Osttirol GesmbH	Lienz	0.0	0.0
Rätikon-Center Errichtungs- und Betriebsgesellschaft m.b.H.	Bludenz	0.0	0.0
Realitäten und Wohnungsservice Gesellschaft m.b.H.	Köflach	4.0	4.0
REGIONALNA AGENCIJA ZA RAZVOJ MALIH I SREDNJIH PREDUZECA ALMA MONS D.O.O.	Novi Sad	3.3	3.3
REICO nemovitostni fond SICAV a.s.	Praha	100.0	100.0
Riesneralm - Bergbahnen Gesellschaft m.b.H. & Co. KG.	Donnersbach	0.0	0.0
Rolling Stock Lease s.r.o.	Bratislava	3.0	3.0
RTG Tiefgaragenerrichtungs und -vermietungs GmbH	Graz	25.0	25.0
S - Leasing und Vermögensverwaltung - Gesellschaft m.b.H.	Peuerbach	0.0	0.0
S IMMOKO Leasing GesmbH	Korneuburg	0.0	0.0

Company name, registered office	Interest of Erste Group in %		
	Dec 20	Dec 21	
S Servis, s.r.o.	Znojmo	100.0	100.0
SALIX-Grundstückserwerbs Ges.m.b.H.	Eisenstadt	50.0	50.0
SALZBURG INNENSTADT, Vereinigung zur Förderung selbständiger Unternehmer der Salzburger Innenstadt, registrierte Genossenschaft mit beschränkter Haftung in Liquidation	Salzburg	2.0	2.0
S-AMC1 DOOEL Skopje	Skopje	24.9	23.9
Schweighofer Gesellschaft m.b.H. & Co KG	Friedersbach	0.0	0.0
S-City Center Wirtschaftsgütervermietungsgesellschaft m.b.H.	Wiener Neustadt	0.0	0.0
S-Commerz Beratungs- und Handelsgesellschaft m.b.H.	Neunkirchen	0.0	0.0
SEG Sport Event GmbH	Hohenems	0.0	0.0
Seniorenresidenz "Am Steinberg" GmbH	Graz	25.0	25.0
S-Finanzservice Gesellschaft m.b.H.	Baden	0.0	0.0
SIL0 DREI Komplementärgesellschaft m.b.H.	Wien	49.0	49.0
SIL0 II Komplementärgesellschaft m.b.H.	Wien	49.0	49.0
Silvrettaseilbahn Aktiengesellschaft	Ischgl	0.0	0.0
SK 2 Properties s.r.o.	Bratislava	0.0	0.0
Skilifte Unken - Heutal Gesellschaft m.b.H. & Co, KG	Unken	0.0	0.0
Skilifte Unken Heutal Gesellschaft m.b.H.	Unken	2.2	2.2
Smart City GmbH	Eferding	0.0	0.0
SOCIETATEA DE TRANSFER DE FONDURI SI DECONTARI TRANSFOND SA	Bucharest	3.2	3.2
Society for Worldwide Interbank Financial Telecommunication srl	La Hulpe	0.3	0.3
Sparkasse Amstetten Service- und Verwaltungsgesellschaft m. b. H.	Amstetten	0.0	0.0
Sparkasse Bludenz Beteiligungsgesellschaft mbH	Bludenz	0.0	0.0
Sparkasse Bludenz Immobilienverwaltungsgesellschaft mbH	Bludenz	0.0	0.0
Sparkasse Imst Immobilienverwaltung GmbH	Imst	0.0	0.0
Sparkasse Imst Immobilienverwaltung GmbH & Co KG	Imst	0.0	0.0
Sparkassen Bankbeteiligungs GmbH	Dornbirn	0.0	0.0
Sparkassen Beteiligungs GmbH & Co KG	Wien	7.8	7.8
Sparkassen Facility Management GmbH	Innsbruck	75.0	75.0
Sparkassengarage Imst Errichtungs- und Betriebs GmbH	Imst	0.0	0.0
Sparkassengarage Imst Errichtungs- und Betriebs GmbH & Co KG	Imst	0.0	0.0
Speedinvest III EuVECA GmbH & Co KG	Wien	2.5	2.5
SPES GmbH & Co. KG	Schlierbach	0.0	0.0
SPKB Beteiligungs- und Verwaltungsgesellschaft m.b.H.	Bregenz	0.0	0.0
SPKR Liegenschaftsverwertungs GmbH	Reutte	0.0	0.0
Sport- und Freizeitanlagen Gesellschaft m.b.H.	Schwandenstadt	12.9	12.9
SPRON ehf.	Reykjavik	4.9	4.9
Stadtgemeinde Weiz - Wirtschaftsentwicklungs KG	Weiz	0.0	0.0
Stadtmarketing-Ternitz GmbH	Ternitz	0.0	0.0
Sternstein Sessellift Gesellschaft m.b.H.	Bad Leonfelden	7.2	7.2
Stoderzinken - Liftgesellschaft m.b.H. & Co. KG.	Gröbming	0.4	0.4
SVB Lambach Versicherungsmakler GmbH	Lambach	0.0	0.0
SZG-Dienstleistungsgesellschaft m.b.H.	Salzburg	100.0	100.0
Tannheimer Bergbahnen GmbH & Co KG	Tannheim	0.0	0.0
Tauern SPA World Betriebs- GmbH & Co KG	Kaprun	11.1	11.1
Tauern SPA World Betriebs-GmbH	Kaprun	12.2	12.2
Tauern SPA World Errichtungs- GmbH & Co KG	Kaprun	11.1	11.1
Tauern SPA World Errichtungs-GmbH	Kaprun	12.2	12.2
TAUROS Capital Investment GmbH & Co KG	Wien	40.4	40.4
TAUROS Capital Management GmbH	Wien	44.6	44.6
TCEE Fund IV SCA SICAR	Senningerberg	0.0	9.8
TDG Techn. Dienstleistungs- und Objektservicegesellschaft m.b.H.	Wien	100.0	100.0
TECH21 Bürohaus und Gewerbehof Errichtungs- und Betriebsgesellschaft mbH & Co KG	Wien	0.1	0.1
Technologie- und Dienstleistungszentrum Ennstal GmbH	Reichraming	0.0	0.0
TECHNOLOGIE- und GRÜNDERPARK ROSENAL GmbH	Rosental	0.3	0.3
Technologie- und Innovationszentrum Kirchdorf GmbH	Schlierbach	0.0	0.0
Technologiezentrum Inneres Salzkammergut GmbH	Bad Ischl	0.0	0.0
Technologiezentrum Salzkammergut GmbH	Gmunden	0.6	0.6
Technologiezentrum Salzkammergut-Bezirk Vöcklabruck GmbH	Attnang-Puchheim	0.0	0.0
Techno-Z Ried Technologiezentrum GmbH	Ried	0.0	0.0
Tennis-Center Hofkirchen i. M. GmbH	Hofkirchen	7.3	7.3
Thermalquelle Loipersdorf Gesellschaft m.b.H. & Co KG	Loipersdorf	0.0	0.5
Therme Wien Ges.m.b.H.	Wien	15.3	15.3
Therme Wien GmbH & Co KG	Wien	15.3	15.3
Tiefgarage Anger, Gesellschaft m.b.H. & Co. KG.	Lech	0.0	0.0
TIZ Landl - Grieskirchen GmbH	Grieskirchen	0.0	0.0
Tourismus- u. Freizeitanlagen GmbH	Hinterstoder	0.0	0.0
Tourismusgenossenschaft Ramsau am Dachstein eGen	Ramsau am Dachstein	0.0	0.4
TPK-18 Sp. z o.o.	Warsaw	100.0	100.0
TSG EDV-Terminal-Service Ges.m.b.H.	Wien	0.1	0.1
UNION Vienna Insurance Group Biztosito Zrt.	Budapest	1.2	1.2
Unzmarkter Kleinkraftwerk-Aktiengesellschaft	Wien	99.8	100.0
VERMREAL Liegenschaftserwerbs- und -betriebs GmbH	Wien	25.6	25.6
VISA INC.	San Francisco	0.0	0.0

Company name, registered office		Interest of Erste Group in %	
		Dec 20	Dec 21
VIVEA Bad Schönau GmbH	Bad Schönau	0.0	0.0
VIVIThv GmbH	St. Pölten	20.0	20.0
VIVITimmo GmbH	St. Pölten	20.0	20.0
VMG Versicherungsmakler GmbH	Wien	5.0	5.0
Waldviertler Leasing s.r.o.	Jindrichuv Hradec	0.0	0.0
Wassergenossenschaft Mayrhofer	Mayrhofer	0.0	0.0
WBC Sparkasse Korneuburg GmbH	Korneuburg	0.0	0.0
WE.TRADE INNOVATION DESIGNATED ACTIVITY COMPANY	Dublin	4.1	3.2
WEB Windenergie AG	Pfaffenschlag	0.0	0.0
Weißsee-Gletscherwelt GmbH	Uttendorf	0.0	0.0
WET Wohnbaugruppe Service GmbH	Mödling	19.9	19.9
WEVA - Veranlagungs- und Beteiligungsgesellschaft m.b.H.	Linz	39.2	39.2
WG PROJEKTIRANJE, investiranje in inženiring d.o.o.	Ljubljana	100.0	100.0
Wien 3420 Aspern Development AG	Wien	24.5	24.5
Wiener Börse AG	Wien	11.8	11.8
Wiener osiguranje Vienna Insurance Group dionicko društvo za osiguranje	Zagreb	1.1	1.1
WIENER STÄDTISCHE VERSICHERUNG AG Vienna Insurance Group	Wien	2.2	2.2
WIEPA-Vermögensverwaltungsgesellschaft m.b.H.	Dornbirn	0.0	0.0
Wirtschaftspark Kleinregion Fehring Errichtungs- und Betriebsgesellschaft m.b.H.	Fehring	1.3	1.3
WNI Wiener Neustädter Immobilienleasing Ges.m.b.H.	Wiener Neustadt	0.0	0.0
WW Wohnpark Wehlistraße GmbH	Wien	100.0	100.0
Zagreb Stock Exchange, Inc.	Zagreb	2.3	2.3
Zweite Beteiligungsgesellschaft Reefer-Flottenfonds mbH & Co KG	Hamburg	0.0	0.0

Additional information

GLOSSARY

Book value per share

Equity (attributable to owners of the parent) divided by the number of outstanding shares at the end of the period.

Cash return on equity (cash RoE)

Net profit for the period attributable to the owners of the parent less dividends for Additional Tier 1 capital (AT1), adjusted for non-cash items such as goodwill amortisation and amortisation of customer relationship as a percentage of the average equity attributable to the owners of the parent. The average is calculated on the basis of final quarterly values.

Cash earnings per share

Net profit for the period attributable to owners of the parent, less dividends for Additional Tier 1 capital (AT1), adjusted for non-cash items such as goodwill impairment and amortisation of customer relationship divided by the weighted average number of outstanding shares.

CEE (Central and Eastern Europe)

Abbreviation for the economic area Central and Eastern Europe. Includes the new EU member states of the enlargement rounds 2004 and 2007 as well as the successor states of Yugoslavia and the Soviet Union as well as Albania.

CET1

Common equity Tier 1.

CET1 ratio

Common equity Tier 1 as a percentage of the total risk (according to CRR).

CRR

Capital Requirements Regulation: one of the two legal acts containing the new Capital Requirements.

Cost/income ratio

General administrative expenses or operating expenses as a percentage of operating income.

Dividend yield

Dividend distribution of the financial year as a percentage of the year-end closing price or the most recent price of the share.

Earnings per share

Net profit for the period attributable to owners of the parent, less dividends for Additional Tier 1 capital (AT1), divided by the weighted average number of outstanding shares.

Interest-bearing assets

Total assets less cash and cash balances, derivatives – held for trading, hedge accounting derivatives, property and equipment, investment properties, intangible assets, current and deferred tax assets, assets held for sale and other assets.

Loan to deposit ratio

Loans and receivables to customers (net) in relation to deposits from customers

Miscellaneous assets

The total of hedge accounting derivatives, property and equipment, investment properties, investments in associates and joint ventures associates, current and deferred tax assets, assets held for sale and other assets,

Miscellaneous liabilities

The total of other financial liabilities at fair value through profit or loss, other financial liabilities at amortised cost, hedge accounting derivatives, changes in fair value of portfolio hedged items, provisions, current and deferred tax liabilities, liabilities associated with assets held for sale and other liabilities.

Net interest margin

Net interest income as a percentage of average interest-bearing assets. The average is calculated on the basis of quarterly values.

Operating expenses (general administrative expenses)

The total of personnel expenses, other administrative expenses and depreciation and amortisation.

Operating income

Total of net interest income, net fee and commission income, dividend income, net trading result, gains/losses from financial instruments measured at fair value through profit or loss, net result from equity method investments and rental income from investment properties & other operating leases.

Operating result

Operating income less operating expenses.

Own funds

Own funds according to CRR consist of Common equity Tier 1 (CET1), Additional Tier 1 capital (AT1) and the supplementary capital (T2).

Price/earnings ratio

Ratio between closing price of the financial year and earnings per share of the financial year.

Market capitalisation

Total value of a company which results from multiplying the share price by the number of shares outstanding (share capital).

Non-performing exposure (NPE) collateralisation ratio

Collateral for non-performing credit risk exposure as a percentage of non-performing credit risk exposure.

Non-performing exposure (NPE) coverage ratio

Credit risk allowances for credit risk exposure (all allowances in scope of IFRS 9 and provisions for other commitments) as a percentage of non-performing credit risk exposure.

Non-performing exposure (NPE) ratio

Non-performing credit risk exposure as a percentage of total credit risk exposure.

Non-performing loans (NPL) collateralisation ratio

Collateral for non-performing loans and advances to customers as a percentage of non-performing loans and advances to customers.

Non-performing loans (NPL) coverage ratio

Credit risk allowances for loans and advances to customers as a percentage of non-performing loans and advances to customers.

Non-performing loans (NPL) ratio

Non-performing loans and advances to customers as a percentage of total loans and advances to customers.

Return on equity (RoE)

Net profit for the period attributable to owners of the parent, less dividends for Additional Tier 1 capital (AT1) as a percentage of the average equity attributable to the owners of the parent. The average is calculated on the basis of final quarterly figures.

Return on equity excluding intangible assets (ROTE)

Net profit for the period attributable to owners of the parent, less dividends for Additional Tier 1 capital (AT1) as a percentage of average equity attributable to owners of the parent and adjusted for intangible assets. The average is calculated on the basis of quarterly final values.

Risk Appetite Statement (RAS)

The RAS is a strategic document, which concludes the maximum risk an organization is willing to take in order to reach any given target.

Risk categories

Risk categories classify the risk exposures of Erste Group based on the internal ratings of Erste Group. There exist three risk categories for performing risk exposures and one risk category for non-performing risk exposures.

Risk category – low risk

Typically regional customers with well-established and rather long-standing relationships with Erste Group or large, internationally recognised customers. Very good to satisfactory financial position and low likelihood of financial difficulties relative to the respective market in which the customers operate. Retail clients having long relationships with the bank, or clients with a wide product pool use. No relevant late payments currently or in the most recent 12 months. New business is generally done with clients in this risk category.

Risk category – management attention

Vulnerable non-retail clients, which may have overdue payments or defaults in their credit history or may encounter debt repayment difficulties in the medium term. Retail clients with possible payment problems in the past triggering early collection reminders. These clients typically have a good recent payment history.

Risk category – substandard

The borrower is vulnerable to short term negative financial and economic developments and shows an elevated probability of failure. In some cases, restructuring measures are possible or already in place. As a rule, such loans are managed in specialised risk management departments.

Risk category – non-performing

One or more of the default criteria under Article 178 of the CRR are met: among others, full repayment unlikely, interest or principal payments on a material exposure more than 90 days past due, restructuring resulting in a loss to the lender, realisation of a loan loss, or initiation of bankruptcy proceedings. Erste Group applies the customer view for all customer segments, including retail clients; if an obligor defaults on one deal then the customer's performing transactions are classified as non-performing as well. Furthermore, non-performing exposures also comprise non-performing forbore transactions even in cases where the client has not defaulted.

Share capital

Total equity attributable to owners of the parent subscribed by the shareholders.

Tax ratio

Taxes on income as a percentage of pre-tax profit from continuing operations.

Texas ratio

Total capital according to IFRS dividends for Additional Tier 1 capital (AT1), and intangible assets plus allowances for loans and advances to customers as a percentage of non-performing loans.

T 1 ratio

Tier 1 as a percentage of the total risk (according to CRR).

Total capital ratio

Total of own funds as a percentage of the total risk (according to CRR).

Total risk (risk-weighted assets, RWA)

Includes credit, market and operational risk (according to CRR).

Total shareholder return

Performance of an investment in Erste Group Bank AG shares within one year including all distributions, such as dividends, as a percentage of the share price at the end of the previous year.

ABBREVIATIONS

ABA	Austrian Banking Act
AC	Amortized cost
ACC	Austrian Commercial Code
AFS	Available for sale
ALM	Asset Liability Management
ALCO	Asset Liability Committee
AMA	Advanced Measurement Approach
AT1	Additional Tier 1
BCR	Banca Comercială Română S.A.
BSM & LCC	Balance sheet management & Local Corporate Center
CBCR	Country-by-Country-Reporting
CCF	Credit Conversion Factor
CEE	Central and Eastern Europe
CGU	Cash-Generating Unit
CRD	Capital Requirements Directive
CRR	Capital Requirements Regulation
CRO	Chief Risk Officer
CSAS	Česká spořitelna, a.s.
CVA	Credit Value Adjustments
DIP	Debt Issuance-Programme
DVA	Debit Value Adjustment
EBA	European Banking Authority
EBC	Erste Bank Croatia
EBH	Erste Bank Hungary Zrt.
EBOe	Erste Bank Oesterreich
ECL	Expected Credit Loss
ECJ	European Court of Justice
EIR	Effective interest rate
ERM	Enterprise wide Risk Management
FVO	Fair value option-designated at fair value
FVOCI	Fair value through other comprehensive income
FVPL	Fair value through profit or loss
FX	Foreign exchange
GDPR	General Data Protection Regulation
G-SII	Global Systemic Important Institution
GLMRM	Group Liquidity and Market Risk Management
HFT	Held for trading
HTM	Held to maturity
IAS	International Accounting Standards
ICAAP	Internal Capital Adequacy Assessment Process
IFRS	International Financial Reporting Standards
LGD	Loss Given Default
L&R	Loans and receivables
LT PD	Lifetime Probability of Default
MDA	Maximum distributable amount
OCI	Other comprehensive income
O-SII	Other Systemic Important Institution
P2G	Pillar 2 Guidance
P2R	Pillar 2 Requirement
P&L	Profit or loss
PD	Probability of Default
POCI	Purchased or originated credit impaired
RAS	Risk Appetite Statement
RTS	Regulatory Technical Standards
RW	Risk weight
RWA	Risk Weighted Assets
SICR	Significant increase in credit risk
SLSP	Slovenská sporiteľňa
Sparkasse Oberösterreich	Allgemeine Sparkasse Oberösterreich Bankaktiengesellschaft
Sparkasse Steiermark	Steiermärkische Bank und Sparkassen Aktiengesellschaft
Sparkasse Kärnten	Kärntner Sparkasse Aktiengesellschaft
SPPI	Solely payments of principal and interest
SREP	Supervisory Review and Evaluation Process
T1	Tier 1
T2	Tier 2
VAR	Value at Risk

Management Board

Bernhard Spalt mp, Chairman

Ingo Bleier mp, Member

Stefan Dörfler mp, Member

Alexandra Habeler-Drabek mp, Member

David O'Mahony mp, Member

Maurizio Poletto mp, Member

Vienna, 28. Februar 2022

STATEMENT OF ALL MEMBERS OF THE MANAGEMENT BOARD

We confirm that to the best of our knowledge the consolidated financial statements give a true and fair view of the assets, liabilities, financial position and profit or loss of the Group as required by the applicable accounting standards and that the Group management report gives a true and fair view of the development and performance of the business and the position of the Group, together with a description of the principal risks and uncertainties to which the Group is exposed.

Management Board

Bernhard Spalt mp, Chairman

Ingo Bleier mp, Member

Stefan Dörfler mp, Member

Alexandra Habeler-Drabek mp, Member

David O'Mahony mp, Member

Maurizio Poletto mp, Member

Vienna, 28. Februar 2022

Your Notes

Your Notes

Important addresses

ERSTE GROUP BANK AG

Am Belvedere 1
A-1100 Vienna
Tel: +43 (0) 50100 10100
SWIFT/BIC: GIBAATWGXXX
E-Mail: contact@erstegroup.com
Website: www.erstegroup.com

AUSTRIA

Erste Bank der oesterreichischen Sparkassen AG (Erste Bank Oesterreich)

Am Belvedere 1
A 1100 Vienna
Tel: +43 (0) 50100 20111
SWIFT/BIC: GIBAATWWXXX
E-Mail: service@s-servicecenter.at
Website: www.erstebank.at

CZECH REPUBLIC

Česká spořitelna, a.s.

Olbrachtova 1929/62
CZ 140 00 Prague 4
Tel: +420 956 777901
SWIFT/BIC: GIBACZPX
E-Mail: csas@csas.cz
Website: www.csas.cz

SLOVAKIA

Slovenská sporiteľňa, a.s.

Tomášikova 48
SK 832 37 Bratislava
Tel: +421 2 582681 11
SWIFT/BIC: GIBASKBX
E-Mail: info@slsp.sk
Website: www.slsp.sk

ROMANIA

Banca Comercială Română S.A.

159 Calea Plevnei, Business Garden Bucharest, Building A
RO-060013 Bucharest 6
Tel: +40 21 4074200
SWIFT/BIC: RNCBROBU
E-Mail: contact.center@bcr.ro
Website: www.bcr.ro

HUNGARY

Erste Bank Hungary Zrt.

Népfürdő u. 24 26
H 1138 Budapest
Tel: +36 12980222
SWIFT/BIC: GIBAHUHB
E-Mail: erste@erstebank.hu
Website: www.erstebank.hu

CROATIA

Erste&Steiermärkische Bank d.d. (Erste Bank Croatia)

Jadranski trg 3A
HR 51000 Rijeka
Tel: +385 51 365591
SWIFT/BIC: ESBCHR22
E-Mail: erstebank@erstebank.hr
Website: www.erstebank.hr

SERBIA

Erste Bank a.d. Novi Sad

(Erste Bank Serbia)
Bulevar oslobođenja 5
SRB 21000 Novi Sad
Tel: +381 0800 201 201
SWIFT/BIC: GIBARS22XXX
E-Mail: info@erstebank.rs
Website: www.erstebank.rs

Imprint

Publisher and copyright owner:

Erste Group Bank AG
Am Belvedere 1, A-1100 Vienna

Editor:

Investor Relations & Accounting-Teams, Erste Group

Production:

Erste Group with the assistance of firesys GmbH

Photography:

www.danielaberanek.com

Graphic:

Schneeweis Wittmann
www.schneeweiswittmann.at

Print management:

SPV-Druck Gesellschaft m. b. H.
Bockfließstraße 60–62, A-2214 Auersthal

Contact:

Erste Group Bank AG Am Belvedere 1, A-1100 Vienna

Phone: +43 (0)5 0100 - 17731
Email: investor.relations@erstegroup.com
Internet: www.erstegroup.com/investorrelations

Thomas Sommerauer

Phone: +43 (0)5 0100 - 17326
Email: thomas.sommerauer@erstegroup.com

Peter Makray

Phone: +43 (0)5 0100 - 16878
Email: peter.makray@erstegroup.com

Simone Pilz

Phone: +43 (0)5 0100 - 13036
Email: simone.pilz@erstegroup.com

Gerald Krames

Phone: +43 (0)5 0100 - 12751
Email: gerald.krames@erstegroup.com



PEFC Certified

This product is from
sustainably managed
forests, recycled and
controlled sources

www.pefc.at

IMPORTANT INFORMATION:

We have prepared this annual report with the greatest possible care and have thoroughly checked the data presented in it. However, we cannot rule out errors associated with rounding, transmission, typesetting or printing. The English version of the annual report is a translation.

This report contains forward-looking statements. These statements are based on current estimates, assumptions and projections of Erste Group Bank AG and currently available public information. They are not guarantees of future performance and involve certain known and yet unknown risks and uncertainties and are based upon assumptions as to future events that may not prove to be accurate. Many factors could cause the actual results or performance to be materially different from those that may be expressed or implied by such statements. Erste Group Bank AG does not assume any obligation to update the forward-looking statements contained in this report.

Erste Group Bank AG
Financial Statements 2021

Table of Contents

Erste Group Bank AG	1
Financial Statements 2021	1
Table of Contents	2
I. Balance Sheet of Erste Group Bank AG as of 31 December 2021.....	4
II. Income Statement of Erste Group Bank AG for the Year ended 31 December 2021.....	6
III. Notes to the Financial Statements 2021	7
A. General Information.....	7
B. Notes on accounting and measurement methods.....	8
C. Notes on the balance sheet and income statement.....	15
1. Maturity structure of loans and advances as well as liabilities to credit institutions and customers (by residual time to maturity).....	15
2. Debt securities due within one year	15
3. Assets and liabilities in foreign currencies.....	15
4. Loans and advances as well as liabilities to affiliated companies and companies in which participating interests are held.....	16
5. Subordinated assets	16
6. Fiduciary business.....	16
7. Securities.....	17
8. Trading book	17
9. Participating interests and shares in affiliated companies	18
10. Fixed assets	19
11. Other assets	21
12. Accrued and deferred items.....	21
13. Deferred tax assets	21
14. Securitised liabilities	21
15. Other liabilities.....	22
16. Provisions.....	22
17. Subordinated liabilities.....	23
18. Tier 2 capital pursuant to Part 2 Title I Chapter 4 of Regulation (EU) No 575/2013	23
19. Additional core capital	23
20. Subscribed capital	24
21. Authorised and conditional capital as of 31 December 2021	24
22. Major shareholders.....	24
23. Reserves.....	25
24. Recovery & Resolution Fund, deposit guarantee fund, IPS fund.....	26
25. Own funds and capital requirement.....	26
26. List of assets pledged as collateral for liabilities (acc. to section 64 [1] no. 8 Austrian Banking Act)	28
27. Total volume of unsettled derivatives.....	29
28. Derivative financial instruments and fixed-asset financial instruments	31
29. Market value for securities in inactive markets	33
30. Reclassification in securities positions.....	34
31. Hedging transactions.....	34
32. Consideration of CVA/DVA in derivative valuation.....	34
33. Risk provisions.....	35
34. Contingent liabilities	35
35. Credit Risk	35
36. Gross income – regional breakdown	35
37. Net interest income	35
38. Income from participating interests and shares in affiliated companies	36
39. Other operating income.....	36
40. Personnel expenses	36
41. Other administrative expenses	36
42. Other operating expenses	36
43. Value adjustments as well as results from purchases and sales in respect of participating interests and shares in affiliated companies	36
44. Taxes on profit and loss.....	37
45. Other taxes	37

46.	Branches on a consolidated basis.....	37
47.	Return on assets.....	38
48.	Events after balance sheet date.....	38
D.	Information on board members and employees.....	38
E.	Appropriation of profit.....	42
F.	Appendix 1: Management bodies of Erste Group Bank AG as of 31 December 2021.....	42
IV.	Management Report.....	44
	Economic environment.....	44
	Financial Performance Indicators.....	46
	Outlook.....	47
	Own shares.....	49
	Research and Development.....	49
	Branches.....	49
	Share, Voting and Control Rights.....	49
	Internal Control and Risk Management System Control Rights for Financial Reporting Procedures.....	53
	Risk Management.....	54
	Corporate Governance.....	57
	Claim pursuant to section 243b Commercial Code (UGB).....	58
	Glossary.....	59
V.	Auditors' Report.....	61
VI.	Statements of all members of the management board.....	67

I. Balance Sheet of Erste Group Bank AG

as of 31 December 2021

in EUR or in EUR thousand	Dec 21	Dec 20
Assets		
1. Cash in hand, balances with central banks	18,859,481,697.79	17,420,983
2. Treasury bills and other bills eligible for refinancing with central banks	5,405,454,904.55	4,898,136
a) treasury bills and similar securities	5,405,454,904.55	4,898,136
b) other bills eligible for refinancing with central banks	0.00	0
3. Loans and advances to credit institutions	22,928,850,079.58	21,368,924
a) repayable on demand	1,250,789,737.40	1,260,580
b) other loans and advances	21,678,060,342.18	20,108,344
4. Loans and advances to customers	19,075,168,948.43	16,792,700
5. Debt securities and other fixed-income securities	4,810,129,788.90	3,874,932
a) issued by public bodies	750,281,377.00	845,796
b) issued by other borrowers	4,059,848,411.90	3,029,136
of which: own debt securities	1,587,532,094.64	846,778
6. Shares and other variable-yield securities	1,185,302,200.88	1,186,461
7. Participating interests	130,696,025.09	137,102
of which: in credit institutions	49,335,589.50	55,247
8. Shares in affiliated companies	8,454,525,458.41	7,366,746
of which: in credit institutions	7,681,806,997.73	6,656,013
9. Intangible fixed assets	22,612,349.11	23,342
10. Tangible fixed assets	141,213,765.17	98,543
of which: land and buildings used by the credit institution for its own business operations	4,192,623.34	3,485
11. Shares in a controlling company	0.00	0
of which: par value	0.00	0
12. Other assets	3,267,534,508.79	3,691,227
13. Subscribed capital called but not paid	0.00	0
14. Prepayments and accrued income	107,115,528.93	116,569
15. Deferred tax assets	238,463,245.96	79,759
Total assets	84,626,548,501.59	77,055,424
Off-balance sheet items		
1. Foreign assets	45,732,038,771.41	43,671,770

in EUR or in EUR thousand	Dec 21	Dec 20
Liabilities and equity		
1. Liabilities to credit institutions	35,907,602,016.25	32,144,836
a) repayable on demand	5,281,583,077.98	5,658,088
b) with agreed maturity dates or periods of notice	30,626,018,938.27	26,486,748
2. Liabilities to customers (non-banks)	7,806,404,564.09	5,891,721
a) savings deposits	0.00	0
aa) repayable on demand	0.00	0
bb) with agreed maturity dates or periods of notice	0.00	0
b) other liabilities	7,806,404,564.09	5,891,721
aa) repayable on demand	4,897,316,947.53	4,510,246
bb) with agreed maturity dates or periods of notice	2,909,087,616.56	1,381,475
3. Securitised liabilities	20,197,388,439.37	18,897,750
a) debt securities issued	18,935,466,008.64	18,380,222
b) other securitised liabilities	1,261,922,430.73	517,528
4. Other liabilities	3,584,142,634.91	3,784,127
5. Accruals and deferred income	230,372,610.77	237,694
6. Provisions	581,014,290.31	523,192
a) provisions for severance payments	0.00	0
b) provisions for pensions	288,399,987.00	310,596
c) provisions for taxes	65,809,581.12	8,242
d) other	226,804,722.19	204,354
6a. Special fund for general banking risks	0.00	0
7. Tier 2 capital pursuant to Part 2 Title I Chapter 4 of Regulation (EU) No 575/2013	4,692,445,971.14	4,583,911
8. Additional Tier 1 capital pursuant to Part 2 Title I Chapter 3 of Regulation (EU) No 575/2013	2,272,771,099.49	2,778,909
of which: Compulsory convertible bonds pursuant to § 26 Austrian Banking Act (BWG)	0.00	0
8b Instruments without a vote pursuant to § 26a Austrian Banking Act (BWG)	0.00	0
9. Subscribed capital	859,600,000.00	859,600
10. Capital reserves	1,628,111,165.08	1,628,105
a) committed	1,628,111,165.08	1,628,105
b) uncommitted	0.00	0
10a. Reserves for share-based payments	3,195,660.37	0
11. Retained earnings	5,324,520,962.35	4,229,879
a) statutory reserve	1,537,900,000.00	1,537,900
b) reserves provided for by the articles	0.00	0
c) other reserves	3,485,740,882.99	2,557,082
d) blocked reserves	300,880,079.36	134,897
12. Reserve pursuant to section 57 -5 of Austrian Banking Act (BWG)	851,000,000.00	851,000
13. Net profit or loss for the year	687,680,000.00	644,700
14. Investment grants	299,087.46	0
Total Liabilities and equity	84,626,548,501.59	77,055,424
Off-balance sheet items		
1. Contingent liabilities of which	4,455,783,051.13	3,753,048
a) acceptances and endorsements	0.00	0
b) guarantees and assets pledged as collateral security	4,116,054,481.33	3,185,793
c) credit derivatives	339,728,569.80	567,255
2. Commitments	11,676,641,458.00	9,940,427
of which: commitments arising from repurchase agreements	0.00	0
3. Liabilities arising out of fiduciary activities	175,320.00	147
4. Own funds pursuant to Part 2 of Regulation (EU) No 575/2013	13,552,265,958.92	13,225,985
of which: Tier 2 capital pursuant to Part 2 Title I Chapter 4 of Regulation (EU) No 575/2013	3,106,480,928.32	3,075,184
5. Own funds requirements pursuant to Art 92 of Regulation (EU) No 575/2013 of which: capital required pursuant to Art 92 (1) of Regulation (EU) No 575/2013	34,553,589,400.52	33,611,087
a) Common Equity Tier 1 capital ratio	23.66%	22.02%
b) Tier 1 capital ratio	30.23%	30.20%
c) Total capital ratio	39.22%	39.35%
6. Foreign liabilities	10,205,773,888.60	8,337,708

II. Income Statement of Erste Group Bank AG for the Year ended 31 December 2021

in EUR or in EUR thousand	1-12 21	1-12 20
1. Interest and similar income	2,044,308,717.81	2,098,618
of which: from fixed-income securities	205,614,669.28	208,165
2. Interest and similar expenses	-1,758,348,309.10	-1,867,176
I. NET INTEREST INCOME	285,960,408.71	231,442
3. Income from securities and participating interests	703,510,522.95	421,312
a) income from shares, other ownership interests and variable-yield securities	63,144,838.20	68,279
b) income from participating interests	7,632,413.56	6,483
c) income from shares in affiliated companies	632,733,271.19	346,550
4. Commissions income	194,182,599.56	171,844
5. Commissions expenses	-138,302,141.19	-154,957
6. Net profit or loss on financial operations	14,164,870.31	-4,766
7. Other operating income	89,919,050.59	91,813
II. OPERATING INCOME	1,149,435,310.93	756,688
8. General administrative expenses	-536,126,056.98	-570,261
a) staff costs	-266,964,912.39	-295,722
aa) wages and salaries	-215,482,827.32	-207,872
bb) expenses for statutory social security contributions and compulsory contributions related to wages and salaries	-43,553,969.50	-42,995
cc) other social expenses	-1,903,479.22	-2,026
dd) expenses for pensions and assistance	-6,560,256.58	-10,190
ee) release / allocation to the provision of pensions	3,547,104.70	-17,957
ff) expenses for severance payments and contributions to severance and retirement funds	-3,011,484.47	-14,682
b) other administrative expenses	-269,161,144.59	-274,539
9. Value adjustments in respect of assets items 9 and 10	-10,420,503.38	-7,262
10. Other operating expenses	-31,755,158.32	-32,363
III. OPERATING EXPENSES	-578,301,718.68	-609,886
IV. OPERATING RESULT	571,133,592.25	146,802
11./12. Income/expenses from value adjustments of loans and advances as well as individual provisions for liabilities and credit risks	820,615.66	-230,252
13./14. Income/expenses from value adjustments of transferable securities held as financial fixed assets, participating interests and shares in affiliated companies	994,122,363.86	-5,839
V. PROFIT OR LOSS ON ORDINARY ACTIVITIES	1,566,076,571.77	-89,289
15. Extraordinary income	15,576,872.31	0
of which: withdrawals from the special fund for general banking risks	0.00	0
16. Extraordinary expenses	0.00	0
of which: allocation to the special fund for general banking risks	0.00	0
17. Extraordinary result (sub-total of items 15 and 16)	15,576,872.31	0
18. Tax on profit or loss	202,068,489.57	-10,945
19. Other taxes not reported under item 18	-1,399,680.14	-18,121
VI. PROFIT OR LOSS FOR THE YEAR AFTER TAX	1,782,322,253.51	-118,355
20. Changes in reserves	-1,094,642,253.51	118,355
of which: allocation to liability reserve pursuant to section 23 -6 of the Austrian Banking Act (BWG)	0.00	0
of which: reversal of liability reserve pursuant to section 23 -6 of the Austrian Banking Act (BWG)	0.00	0
VII. PROFIT OR LOSS FOR THE YEAR AFTER DISTRIBUTION ON CAPITAL	687,680,000.00	0
21. Profit brought forward from previous year	0.00	644,700
22. Profit transferred on the basis of profit transfer agreement	0.00	0
VIII. PROFIT OR LOSS FOR THE YEAR	687,680,000.00	644,700

III. Notes to the Financial Statements 2021

A. GENERAL INFORMATION

Erste Group Bank AG is listed on the Vienna Stock Exchange. It is also quoted on the Prague Stock Exchange and on the Bucharest Stock Exchange. Erste Group Bank AG is registered in the company register at the Commercial Court of Vienna under FN 33209m. The address of its registered office is: Am Belvedere 1, 1100 Vienna, Austria.

The 2021 financial statements of Erste Group Bank AG have been prepared in accordance with the regulations of the Commercial Code (Unternehmensgesetzbuch, UGB) and in conjunction with the applicable provisions of the Austrian Banking Act (Bankwesengesetz, BWG).

Pursuant to section 59a Austrian Banking Act (BWG), Erste Group Bank AG prepared the consolidated financial statements in accordance with International Financial Reporting Standards (IFRS) on the same balance sheet date. The Erste Group's consolidated financial statements are filed with the commercial register at the Commercial Court of Vienna.

The Erste Group Bank AG has formed a recognised institutional protection scheme in accordance with article 113 (7) CRR together with the Austrian savings banks. Erste Group Bank AG also forms a cross-guarantee scheme (Haftungsverbund), together with the Austrian savings banks, in accordance with article 4 (1) Z 127 CRR as well as an institutional protection scheme (IPS) approved by the supervisory authority pursuant to article 113(7) CRR. The cross-guarantee scheme (Haftungsverbund) complies with the requirements of article 4 (1) Z 127 CRR, whereby the required individual services of the individual members of the scheme are subject to an individual and general ceiling. The applicable amounts are determined by the steering company and made known to the paying members. Due to the requirements for an IPS (Institutional Protection Scheme), the ceilings for individual members' support measures were raised and an ex-ante fund established. Further explanations can be found in chapter 24: Recovery & Resolution Fund, deposit guarantee fund, IPS fund. On 15 November 2021, österreichische Sparkassen AG's building society become a further member of the cross-guarantee scheme (Haftungsverbund) (article 4 (1) Z 127 CRR) and the institutional protection scheme (IPS) pursuant to article 113 (7) CRR.

The payments of the individual members are recognised in the balance sheet as a share in IPS GesbR, which manages the ex-ante fund and are accounted for as retained earnings. Due to the contractual terms, this retained earnings represents a blocked reserve. The writing off of this blocked reserve may only take place as a result of the mobilisation of the ex-ante fund due to a claim. This reserve can therefore not be utilised internally to cover losses and on member level does not qualify as capital according to the CRR; on a consolidated level, the ex-ante fund does qualify, however.

Furthermore, Erste Group Bank AG is the central institution for the associated Austrian savings banks, and together they form a cash pool pursuant to section 27a Austrian Banking Act (BWG). Where necessary, Erste Group Bank AG must supply liquidity to an associated savings bank in accordance with legal and contractual provisions.

Ongoing legal cases

Erste Group Bank AG is party to lawsuits that, for the most part, relate to ordinary banking business. The outcome of these proceedings is not expected to have a significant negative impact on the financial position and profitability of Erste Group Bank AG. Erste Group Bank AG is currently also involved in the following legal case:

Lawsuit filed by minority shareholders in Česká Spořitelna a.s.: Following the completion of a squeeze-out procedure in Česká Spořitelna a.s. resulting in Erste Group Bank AG becoming the sole share-holder of Česká Spořitelna a.s., some former minority shareholders of Česká Spořitelna a.s. filed a lawsuit with the courts in Prague. In the case against Česká Spořitelna a.s., the plaintiffs aim in essence a declaration that the shareholders' resolution approving the squeeze-out is invalid. In the proceedings against Erste Group Bank AG, the plaintiffs allege in essence that the share price of CZK 1,328.00 (at that time around EUR 51.00) paid by Erste Group Bank AG in the squeeze-out of the Česká Spořitelna a.s. minority shareholders in 2018 was unfair and too low and should be increased. If the courts were to decide there ought to be an increase, this would affect all minority shareholders squeezed-out. In the squeeze-out performed in 2018, Erste Group Bank AG acquired a total of 1.03% of minority shares for a consideration of EUR 80,327,547.67. Erste Group Bank AG views that the purchase price, established by a valuation carried out by professional external experts, was correct and fair.

Disclosure

Erste Group Bank fulfils the publishing disclosure requirements according to Part 8 of the regulation (EU) No 575/2013 on prudential requirements for credit institutions and investment firms (Capital Requirements Regulation – CRR) published on the Internet. Details are

available on the website of Erste Group at www.erstegroup.com/ir. Relevant disclosures are included in the annual report in the section 'reports' or published as separate documents in the section 'regulatory disclosure'.

The preparation of consolidated capital as well as consolidated capital requirements is published in Erste Group's consolidated financial statements. Further disclosures can be found in the annual report in the section 'reports' or as specially publicised documents in the section 'regulatory disclosure'.

Size according to section 221 Commercial Code (UGB)

Pursuant to section 221 (3) in connection with section 189a Commercial Code (UGB), the legal regulations for large companies are valid for the financial year ending 31 December 2021.

B. NOTES ON ACCOUNTING AND MEASUREMENT METHODS

Generally accepted accounting principles

The financial statements were prepared in accordance with the generally accepted accounting principles and according to the standard principle that the financial statements should provide a fair and accurate view of the company's financial position, income and expenses. In the preparation of the financial statements, the principle of completeness was applied. The principle of individual measurement was applied in assessing the company's assets and liabilities, and the assumption was that the company would continue to operate (going concern). In applying the principle of prudence, the particularities of the banking business were taken into account.

Receivables and liabilities in foreign currency

Receivables and liabilities in foreign currencies were measured at the ECB reference rates applicable at the balance sheet date. The currencies for which ECB did not publish a reference rate were recognised at the mid-rate published by Erste Group Bank AG applicable at the balance sheet date. Foreign exchange forward transactions and FX swaps were principally rated at the forward exchange rate.

Participating interests and shares in affiliated companies

The valuation approach for participating interests and shares in affiliated companies is the modified lower of cost or market principle.

The fair value is determined based on expert assessments of the corporate value and recent transactions or market values. In general, the value is determined using a discounted cash flow model (DCF model), which incorporates the specifics of the banking business and its regulatory environment. For this purpose, Erste Group Bank AG performs an annual impairment test at the balance sheet date, although an impairment test is also carried out during the year if evidence exists that might indicate depreciation. Methodologically, this is carried out following IAS 36.

The estimation of future earnings distributable to shareholders is based on financial plans (budgets) as agreed by the management of the subsidiaries while taking into account the fulfilment of the respective regulatory capital requirements. The calculation of corporate value is based upon different budget scenarios, in order to demonstrate the future macro-economic development and the development of risk costs. The base scenario utilises the budgets agreed upon. The downside scenario evaluates the macro-economic data more conservatively, which results in higher risk costs and lower income. The scenarios are weighted with their expected probability of occurrence.

Any forecast beyond the planning period are derived based on the last year of the planning period and a long-term growth rate (perpetual annuity). As long as the implicit return on equity is higher than the equity capital costs at the end of the planning period, the return on equity for the perpetuities is aligned with the equity capital costs. The present value of perpetual earnings growing at a stable rate (referred to as terminal value) takes macro-economic parameters and economically sustainable cash flows into consideration.

The interest rate used for calculation was determined on the basis of the CAPM (Capital Asset Pricing Model). Key input factors include:

- _ A risk-free interest rate (Source: Svensson yield curve method for 30-year German government bonds)
- _ Market risk premium
- _ Beta factor
- _ Weighted country risk premium (Source: Damodaran).

Dividend earnings from participating interests and shares in affiliated companies are reported according to the resolution on dividend payouts and shown in item 3 Income from securities and participating interests.

Loans and advances to credit institutions and customers

Credit loans and advances to credit institutions and customers were measured in accordance with the provisions set out in the provision paper by the AFRAC (Austrian Financial Reporting and Auditing Committee) of 14 June 2021 concerning the subsequent valuation of financial institutions using the effective interest rate method. Default risks, which were recognised at the balance sheet date, were covered by loan loss provisions. Write-ups from the release of loan loss provisions were carried out. Methodologically, the calculation of loan loss provisions is conducted using the IFRS 9 impairment models set out in the Commercial Code (UGB).

Securities

Depending on their classification, securities are held either as trading assets, current assets, or financial assets, or defined to be receivables and similar financial instruments (Forderungen und forderungsähnliche Finanzinstrumente (FFI)). According to the classification, they are valued as specified below:

- _ trading assets at market value, even when acquisition costs are exceeded
- _ current assets at amortised acquisition cost or at the lower stock market price or market price. If the stock market price or market price cannot be determined, they are valued according to whichever is lower out of acquisition costs or fair value. Bonds admitted to trading on stock exchanges are valued at market value, even when acquisition costs are exceeded (in accordance with section 207 Commercial Code in connection with section 56 (5) Austrian Banking Act (BWG)) and repurchased own listed bonds (retained covered bonds) are valued at the settlement amount.
- _ fixed assets at amortised acquisition cost and where permanent impairment can be presumed, at the lower fair value (discretionary application of the valuation rule "whichever is lowest out of market value or acquisition costs"). As long as there is no evidence of permanent impairment, no impairment loss is recognised. Securities in item 6 are valued according to the strict lowest value principle without exception.
- _ Securities, which are FFI, are valued at amortised cost less impairment for default risks. Only securities held as fixed assets are FFI. FFI are debt instruments which are intended to be kept until their final maturity and for which the value is not potentially affected by risk and income structures that differ significantly from the instrument's default risks.

Securities were allocated to trading assets, current assets or to financial assets and it was deemed that they would be kept until their final maturity in accordance with the organisational policies adopted by the management board. The fair value is the price that can be achieved by selling a financial instrument or the price payable for its purchase, in an active market. Where available, market prices were used for asset valuation. Valuation methods, especially the present value method, were used for assets without market prices.

Amortised Costs and Effective Interest Rate Method

Pursuant to section 56 (2) and (3) Austrian Banking Act (BWG) and section 198 (7) Commercial Code, the difference between acquisition cost and redemption amount for fixed-income securities with the characteristics of financial investments as well as for securitised liabilities is amortised on a pro rata basis. The distribution of the difference takes place in line with AFRAC statement 14 "Accounting of non-derivative financial instruments" according to the effective interest rate method either until the first possibility for termination by the issuer, or until the redemption date

The amortised acquisition costs of financial assets are the amount, which the asset is valued at when initially recognised, minus redemptions, plus or minus the cumulated amortisation of any difference between the original amount and the amount redeemable at maturity using the effective interest rate method. In the lending business, fees and commission similar in nature to interest as well as changes in estimates are amortised on a pro rata basis using the effective interest method.

The effective interest rate is the interest rate with which the estimated future in- and outflows over the expected life of the asset or liability are discounted exactly at the amortised costs of an asset or a liability. The estimated cash flows take into consideration all conditions set out in the contract for the asset or liability; expected credit losses, however, are not taken into consideration. Furthermore, the calculation includes transaction costs and handling fees, if these are distributable, as well as all other premiums and discounts on the nominal value.

Lending Business

Should the base interest rate change during the life of a variable interest rate loan and this change is not due to contractual modification, the changes to the expected future in/outflows are taken into consideration by recalculating the EIR. Any caps and floors agreed on the base interest rate are also taken into account.

If the expected future in/outflows of a loan change during the contract term and the change is neither due to contractual modification nor to an adjustment to the nominal interest rate, nor to deterioration of credit rating, the amortised costs of the asset are adjusted by recording a changed estimate. This changed estimate corresponds to the difference between the amortised acquisition costs before the change in the

expected in/outflows and the cash value of the newly expected in/outflows, discounted by the original effective interest rate. In the profit and loss statement the change in estimates is reflected in the interest income.

Handling of contractual modifications

A contractual adjustment occurs if a contract is adjusted, and the contract does not already stipulate such a possibility for it to be adjusted. Most contractual adjustments take place in the lending business. These contractual adjustments are split into significant and non-significant adjustments, depending on qualitative and quantitative aspects.

A contractual adjustment is considered to be significant if, following qualitative and quantitative assessment, there is a significant change which adjusts the asset's economic substance significantly. A contractual adjustment can be classified as significant for performing loans if it leads to a borrower change, a currency conversion (if this was not stipulated in the contract), certain changes to the interest clause, a change in present value, or a change to the weighted residual term to maturity of a certain magnitude. Significant contractual modifications lead to the derecognition of the original financial asset and to the initial recognition of a new financial asset in accordance with the contractual modifications. If the debtor has defaulted or the significant contractual modification leads to a default, the new asset is treated as a defaulted asset. The difference between the carrying value of the derecognised asset and the fair value of the new asset is initially recognised in item 11/12 of the profit and loss statement. If the debtor has not defaulted and the significant contractual modification does not lead to default, the new asset is recorded in stage 1 following the derecognition of the original asset. The non-amortised amount of processing fees/transaction costs, which are taken into account in the effective interest rate, is recognised at the time of derecognition in the interest result. The reversal of impairments, which were recorded for the original asset until the contract was significantly modified, as well as the recording of impairments for the new asset are shown in item 11/12 in the profit and loss statement. The remaining difference is shown in other operating income or expenses. The remaining difference between the old book value following the release of the handling fees and transaction costs and the fair value of the new asset is shown in other operating income or expenses.

A contractual adjustment is considered to be non-significant if, following qualitative and quantitative assessment, there is no significant change and the asset's economic substance is only insignificantly adjusted. Non-significant contractual modifications are accounted for according to general corporate law principles.

Market-based adjustments to interest conditions, which fulfil specific conditions, are taken into account by recalculating the effective interest rate. Such changes to the interest conditions usually concern loans, which have no forbearance status and for which there is a prepayment option and a sufficiently competitive refinancing market. Moreover, the costs, which are incurred by the debtor in the case of prepayment or early termination, must be considered to be low.

Impairment for Credit Risks

Impairments for default risks are recognised for receivables and similar financial instruments. Impairments for default risks are particularly recognised for loans and advances, certain securities held as fixed assets, and off-balance sheet credit risks from financial guarantees and certain loan commitments.

For loan receivables, the book value of the asset recorded in the balance sheet corresponds to the difference between the amortised acquisition costs and the cumulated impairments. Impairments for loan commitments and financial guarantee contracts are reported in the balance sheet item other provisions. In the profit and loss statement, impairment losses and income are recorded in items 11/12 for all assets in accordance with section 53 Austrian Banking Act (BWG).

The calculation of impairments is carried out by using the IFRS 9 model in the Commercial Code in accordance with AFRAC statement 14 (June 2021). The impairment model is based on expected credit loss and considers the "statistically determined empirical values from similar facts and circumstances" in Section 201 (2) Z 7 Commercial Code, which are also necessary for the valuation of expected credit loss in the Commercial Code.

Expected credit loss (ECL) reflects the following:

- _ an undistorted and probability-weighted amount, which is determined by a series of possible scenarios;
- _ the time value of money; and
- _ plausible and comprehensible information about past events and current conditions as well as prognoses about future economic developments.

Three Stage Model

An impairment model based upon a three stage approach is used for the calculation of risk provisioning:

- _ Stage 1 includes financial assets at initial recognition (as long as these are not already impaired) and financial assets which have not significantly shown increased credit risk since initial recognition, independent of their creditworthiness.
- _ Stage 2 includes financial assets which have shown significantly increased credit risk since initial recognition, however for which there is not yet any impairment at the time of report. Stage 2 also includes non-impaired assets, which could not be assigned with a credit risk at the time of acquisition due to missing data in the framework of the IFRS 9 transition. Specific rules for the classification of initial utilisations of approved lines of credit exist. Dependent on the development of credit risk between confirmation and initial utilisation, the loan is classified at stage 1 or stage 2.
- _ Stage 3 includes financial assets that are impaired on the reporting date. A financial asset is principally impaired if the customer defaults.

Across the Group, the definition used for loan default is based on EBA/GL/2016/07 guide to using the definition of default in accordance with Article 178 of EU regulation number 575/2013 and delegated regulation EU/2018/171 “on supplementing Regulation (EU) No 575/2013 of the European Parliament and of the Council with regard to regulatory technical standards for the materiality threshold for credit obligations past due.”

In stage 1 risk provisions are calculated in the amount of the expected losses over 12 months. In stages 2 and 3 risk provisions are calculated in the amount of the expected credit losses over the (remaining) duration.

Significant Increase in Credit Risk

Concerning the modelling of the expected credit loss (ECL) and the calculation of the risk provisions for credit risks resulting therefrom, the identification of a significant increase in credit risk (SICR) since the recognition of the loan receivable is one of the substantial determinants for the expected impact. For this purpose, quantitative and qualitative indicators for the estimation of a SICR are defined for all portfolios and product types, including receivables overdue by more than 30 days.

Quantitative indicators include adverse changes in the probability of default (PD) over the total (remaining) duration, whereby the significant increase is determined by means of a combination of relative and absolute change threshold levels. Generally, the indicators for the PD are defined in order to represent the risk in consideration of forward-looking information (“forward looking-information”, FLI) as a point-in-time measurement. The PD threshold values are defined for customer segments or (individual) customer rating and are subject to continuous validation.

Qualitative indicators for calculating an SICR include forbearance measures and the transfer of the customer to the workout department as well as early warning indicators (if these are not already sufficiently considered in the rating) and indications of fraud. The setting of qualitative indicators is based inherently on the expert evaluation of credit risks, which is to be carried out in an appropriate and timely manner. The group-wide and institution-specific guidelines and processes concerning this ensure the required governance framework. Besides the qualitative determinants on a customer level, the calculation of a SICR is carried out at portfolio level if the increase to the credit risk on a business or customer level occurs only after some delay or if the increase is only noticeable at portfolio level. Due to the Covid-19 pandemic and the resulting economic impacts, additional criteria were introduced for the determination of a significant increase in the credit risk on a portfolio level. Please see the explanations further down in the chapter titled “Covid-19”.

Calculation of Risk Provisions

The calculation of risk provisions for defaulted customers is generally carried out on an individual level. The individual method is used for significantly defaulted customers and comprises an individual definition of those restructuring or liquidation scenarios deemed currently possible, their probability of occurrence, and the expected recoveries per scenario (amortisations and collateral proceeds) by the workout risk manager. The cash value comes from the discounting of the expected cash flows based on the original effective interest rate. The required risk provision is the difference between the gross book value and the cash value of the expected cash flows in a scenario, calculated over all probability weighted scenarios. A customer is classified as significant if the total receivables and off-balance sheet items are above a certain materiality threshold.

Otherwise, the customer is classed as “insignificant”, whereby a rule-based approach is applied for the calculation of the value adjustment. Statistically calculated risk parameters are used for the expected loss of a customer classed as “insignificant”, depending on the length of recovery and the status of the restructuring and workout process, the potential restructuring and settlement scenarios, their probability of occurrence, and the associated expected returns. The current risk provisions are calculated by taking the gross book value, minus the returns discounted by the effective interest rate per scenario, calculated over all probability weighted scenarios.

The calculation of value adjustments for receivables for customers not in default usually follows a rule-based approach. The credit risk parameters used to do this include the gross book value level upon default, the probability of default (PD), the loss given default (LGD),

and the conversion factor (CCF) for off-balance sheet items. In the determination of the loss upon default, the impact on the cash value of discounting future cashflows is taken into account. For the calculation of rule-based value adjustments, the applicable risk positions are grouped into homogeneous clusters based upon common risk characteristics. The criteria for this grouping can be different depending on the customer segment (private customers, corporate customers) and include type of product, type of security, type of repayment, loan-to-value ratios, or rating ratios.

The risk parameters applied in the calculation of the expected credit loss consider both the information available on past events and current conditions on the reporting date as well as future-related information in the form of forecasts concerning future economic developments. Depending on the characteristics of each portfolio and in consideration of the IFRS rules, the risk parameters which are used in the calculation of the rule-based value adjustments can differ from the risk parameters used to calculate the capital requirements.

Covid-19

Erste Group AG concludes that the moratoria introduced due to the COVID-19 pandemic fulfil the conditions defined in the European Banking Supervisors Guidelines published on this topic in the past two years. The relief offered to borrowers against this backdrop therefore did not cause a significant increase in credit risk, neither did it cause an automatic shift from stage 1 to stage 2. An increase in the expected credit loss did, however, occur due to the change from future-oriented information and movements between levels based upon professional estimates.

On the basis of new, future-oriented macro-economic information, a revaluation of the risk parameters was carried out in December 2021. The special situation due to the Covid-19 pandemic and the comprehensive support measures led to a delay in the presentation of macro-economic indicators in the credit risk parameters. Therefore, macro-economic variables for 2020 and 2021 were included, besides forecast values, as additional predictors for future values of credit risk parameters.

For the recognition of a significant increase in credit risk due to the Covid-19 pandemic, portfolio shifts (overlays) were carried out on the basis of professional estimates. The portfolio was split into private and non-private customers. The evaluation of customers was carried out by investigating whether Covid-19-related help measures were utilised, which branch category they belonged to, and how likely the customer-specific default probability was according to IFRS. Based upon this information and in combination with an individual assessment, customers were additionally shifted into stage 2, meaning that the expected credit loss over the entire term was calculated. With regard to the effects of the Covid-19 pandemic, the branches are categorised as significantly, strongly, mildly, or hardly affected. In order to consider current developments, the classifications are regularly checked on the basis of a rolling 12-month forecast. In 2021, several upgrades were made from significantly or strongly affected to lower risk categories, due to economic development and the ability of various branches to adapt to the changed circumstances. After the expiry of the statutory moratorium for private customers at the beginning of 2021, the portfolio shifts which resulted from professional estimates were lifted for this customer segment.

Intangible and tangible assets

Intangible and tangible assets were measured at purchase or production cost less depreciation and impairment. Straight-line depreciation was applied as scheduled. The useful life is 25 to 50 years for buildings and 4 to 20 years for fixtures and fittings; the amortisation period for intangible assets is 4 to 15 years. Low-value assets were fully written off in the year of acquisition.

Liabilities

Liabilities were recognised in the balance sheet at their settlement values.

Issuing costs for securities were expensed immediately; premiums and discounts on issues were amortised on a pro rata temporis basis using the effective interest rate method.

Provisions

Defined benefit plan

Defined benefit plans of Erste Group Bank AG comprise provisions for pension, severance and jubilee benefits. In Austria, defined pension plans now only apply to retired employees. In previous years, pension obligations for active employees were transferred to VBVBetrieblliche Altersvorsorge AG. Remaining with Erste Group Bank AG is a defined-benefit obligation for entitlements of former employees who had already retired by 31 December 1998 before the pension reform took effect, and for those former employees who did not retire until 1999 but continued to be entitled to a direct pension from Erste Group Bank AG under individual agreements. Entitlements to resulting survivor pensions also remained with the Erste Group Bank AG. Severance entitlements continue to be applicable for employees whose employment contract with Erste Group Bank AG commenced prior to 1 January 2003. Severance pay is a one-off payment which employees are entitled to when their employment is terminated. Entitlement to this severance pay arises after three years of employment. Defined

benefit plans include jubilee benefits. The amount of jubilee benefits (payments for long-term service/loyalty to the company) is determined by the length of employment with the employer. The entitlement to jubilee benefits is established by a collective agreement, which defines both the conditions and amount of the entitlement.

Obligations under defined benefit plans for employees are determined using the projected unit credit method. Future obligations are determined based on actuarial reports. The calculation takes into account not only the known salaries, pensions and entitlements to future pension payments but also salary and pension increases expected in the future.

The interest rate applied for the calculation of long-term personnel provisions is derived from the current interest rate of a portfolio of high-quality (AA-rating) corporate bonds. For this purpose, the weighted average of the yield of the underlying portfolio is determined with a corresponding duration.

Tax provisions and other provisions

Unless the amounts were small, provisions were set aside on a best estimate basis. Tax provisions and other provisions with a term of more than a year were discounted at a customary market interest rate of corporate bonds with an AA rating as at the closing day. Depending on the applicable remaining duration, interest rates between 0.0% and 0.85% were applied.

Assets held in trust

Recoverable trust assets were declared off-balance sheet in accordance with section 48 (1) Austrian Banking Act (BWG).

Derivative business

Derivatives in a hedge relationship under AFRAC-statement 15 (September 2017) are treated as a valuation unit, thus the fair value neither of the derivative nor of the hedged item is part of the balance sheet. Derivatives in the Banking Book, which are not in a hedge relationship under AFRAC statement 15 (September 2017) are recognised based on the imparity principle in profit and loss as provisions for contingent losses with the expected loss exceeding the book value. The interest income/expenses as well as possible financial compensation from the current period are accrued based on the effective interest rate. These are shown in the interest result.

Depending on the contract, derivatives in the trading book are shown in the balance sheet based on mark-to-market valuations.

The attributed fair value is the amount which could be achieved in an active market from the sale of a financial instrument, or the amount which would need to be paid for a relevant acquisition. As long as market rates were available, these are used for valuation. If market rates were not available, valuation models were used, which included the present value method in particular. Fair values for options are calculated with recognised option price models. Amongst others, the valuation models include the Black-Scholes model, binomial model, Hull-White model, local volatility model and Vanna-Volga model.

Credit Value Adjustment (CVA) and Debt Value Adjustment (DVA) are used for the calculation of the fair value of derivatives.

Derivatives with the same counterparty and a netting agreement, which comply with the requirements for offsetting (central counterparts), are netted in the balance sheet.

Deferred tax assets

Deferred tax assets are recognised to the extent of convincing substantial evidence that sufficient taxable income will be available in future against which tax-deductible temporary differences and tax losses can be offset. Valuation is carried out using those tax rates (and tax laws), which are already in force on the balance sheet date or have been decided by the National Assembly and are expected to be in force at the time of reversal of the temporary differences. The valuation methods were based on expected results for all larger incorporated companies in the tax group.

The calculation of deferred tax assets of Erste Group Bank AG as group parent of the group of companies, which includes only group members in Austria, was completed in accordance with AFRAC-Statement 30 "Deferred Tax Assets in single and consolidated financial statements" (December 2020).

Securities lending and repurchase transactions

In repurchase agreements / securities lending transactions, the assets assigned are still recognised in the balance sheet. A liability is presented against the pledgee in the amount received for the transfer. In reverse repurchase agreements / securities lending transactions, the assets taken over are not part of the balance sheet. The amount owed by the pledgor is recognised as a receivable in the amount paid for the transfer.

Investment grants

Investment grants, as defined by the law on investment grants (InvPrG), which were mainly capitalised for tangible assets, are recognised, in accordance with the gross method, on the liabilities side of the balance sheet under investment grants and recognised in profit and loss according to the respective useful lives of the subsidised capital assets.

Changes in accounting and measurement methods

Further to the already mentioned adaptations in other chapters, the following change was applied. In the financial year 2021, securities at a book value including interest accruals in the amount of EUR 5,110,361,872.75, which are to be classified as receivables and similar financial instruments, were valued at acquisition costs less impairment for default for the first time, due to the changes to AFRAC statement 14 (June 2021). This change resulted in a decrease in the book value and an expense of EUR 1,458,380.39.

C. NOTES ON THE BALANCE SHEET AND INCOME STATEMENT

Unless otherwise indicated, amounts for the reporting year are stated in Euros, for the previous year in thousand Euros. The tables in this report may contain rounding differences.

1. Maturity structure of loans and advances as well as liabilities to credit institutions and customers (by residual time to maturity)

Loans and Advances

in EUR or in EUR thousand	Dec 21	Dec 20
Loans and advances to credit institutions	22,928,850,079.58	21,368,924
payable on demand	1,250,789,737.40	1,260,580
0-3 months	11,275,857,190.86	10,357,594
3-12 months	2,344,761,292.00	2,862,567
1-5 years	6,020,202,593.66	5,400,517
>5 years	2,037,239,265.66	1,487,665
Loans and advances to customers	19,075,168,948.43	16,792,700
payable on demand	1,705,267,537.20	663,096
0-3 months	1,773,557,213.46	1,637,409
3-12 months	1,856,625,523.11	1,215,998
1-5 years	7,229,917,929.91	7,768,967
>5 years	6,509,800,744.75	5,507,229

Liabilities

in EUR or in EUR thousand	Dec 21	Dec 20
Liabilities to credit institutions	35,907,602,016.25	32,144,836
payable on demand	5,281,583,077.98	5,658,088
0-3 months	15,836,800,415.56	13,215,244
3-12 months	1,010,376,633.85	828,963
1-5 years	12,296,878,351.37	10,996,795
>5 years	1,481,963,537.49	1,445,746
Liabilities to customers (non-banks)	7,806,404,564.09	5,891,721
Other Liabilities	7,806,404,564.09	5,891,721
payable on demand	4,897,316,947.53	4,510,246
0-3 months	2,630,466,712.49	1,223,908
3-12 months	20,484,128.07	5,538
1-5 years	109,579,604.67	103,000
>5 years	148,557,171.33	49,029

2. Debt securities due within one year

Purchased debt securities worth EUR 899,766,280.57 (prior year: EUR 817,429 thousand) and issued debt securities worth EUR 1,725,416,251.44 (prior year: EUR 2,438,999 thousand) are scheduled to mature in the year following 31 December 2021.

3. Assets and liabilities in foreign currencies

in EUR or in EUR thousand	Dec 21	Dec 20
Assets	20,134,930,411.15	19,266,535
Liabilities	9,903,448,285.61	7,607,017

4. Loans and advances as well as liabilities to affiliated companies and companies in which participating interests are held

in EUR or in EUR thousand	Loans and advances to affiliated companies		Loans and advances to participating interests	
	Dec 21	Dec 20	Dec 21	Dec 20
Treasury bills and other bills eligible for refinancing with central banks	0.00	0	0.00	0
Loans and advances to credit institutions	17,405,049,508.20	16,069,416	0.00	0
Loans and advances to customers	1,125,513,681.91	1,189,996	5,228,978.58	4,547
Debt securities and other fixed-income securities (incl. securitised loans and advances to credit institutions)	396,234,782.87	494,795	0.00	0
Shares and other variable-yield securities	1,008,259,599.74	1,107,034	3,517,411.50	3,524

in EUR or in EUR thousand	Liabilities to affiliated companies		Liabilities to participating interests	
	Dec 21	Dec 20	Dec 21	Dec 20
Liabilities to credit institutions	18,594,033,926.48	17,071,599	1,641,375.58	401
Liabilities to customers (non-banks)	1,657,879,732.43	649,402	1,153,455.59	2,212
Securitised liabilities	316,366,680.82	419,132	0.00	0
Tier 2 capital pursuant to Part 2 Title 1 Chapter 4 of Regulation (EU) No 575/2013	2,072,919.53	1,500	0.00	0

Business with affiliated companies is conducted at arm's length.

5. Subordinated assets

in EUR or in EUR thousand	Dec 21	Dec 20
Loans and advances to credit institutions, thereof	499,612,709.98	729,952
to affiliated companies	476,879,982.38	708,510
to companies with participating interests	0.00	0
Loans and advances to customers, thereof	534,559.48	77
to affiliated companies	0.00	0
to companies with participating interests	112,657.42	77
Shares and other fixed-income securities, thereof	166,197,058.72	32,281
to affiliated companies	0.00	0
to companies with participating interests	0.00	0

6. Fiduciary business

No fiduciary business without the right of disposal was disclosed as of the balance sheet date.

7. Securities

Breakdown of securities admitted to trading on stock exchange items A5 to A8

pursuant to section 64 -1 no. 10 Austrian Banking Act (BWG) in EUR or in EUR thousand	Listed		Not listed	
	Dec 21	Dec 20	Dec 21	Dec 20
Debt securities and other fixed-income securities	4,810,129,788.91	3,874,932	0.00	0
Shares and other variable-yield securities	166,877,029.30	68,777	6,611,867.00	6,372
Participating interests	0.00	0	0.00	0
Shares in affiliated companies	0.00	0	0.00	0
Total	4,977,006,818.21	3,943,708	6,611,867.00	6,372

Breakdown of securities admitted to trading on stock exchange items A5 to A6

pursuant to section 64 -1 no. 11 Austrian Banking Act (BWG) in EUR or in EUR thousand	Fixed assets		Current assets	
	Dec 21	Dec 20	Dec 21	Dec 20
Debt securities and other fixed-income securities	2,239,590,603.78	2,054,258	1,525,569,157.53	829,075
Shares and other variable-yield securities	51,744.11	52	6,610,156.70	11,488
Total	2,239,642,347.89	2,054,310	1,532,179,314.23	840,563

Securities that are listed on a non-regulated market, for example those on the third market of the Vienna Stock Exchange, are considered as approved for trading on the stock market, yet they are not publicly listed.

Allocation pursuant to section 64 (1) no. 11 Austrian Banking Act (BWG) was carried out in accordance with the organisational policies adopted by the management board, with positions being included under fixed assets that are held for strategic purposes of liquidity. As of 31 December 2021, the difference to the redemption value – items A2 to A6 - resulting from the pro rata write-downs pursuant to section 56 (2) Austrian Banking Act (BWG) amounts to EUR 180,473,396.85 (prior year: EUR 156,960 thousand), whereas the difference to the redemption value from the pro-rata write-ups pursuant to section 56 (3) Austrian Banking Act (BWG) amounts to EUR 39,995,766.28 (prior year: EUR 33,707 thousand).

Repurchase agreements

The carrying amount of assets subject to sale and repurchase agreements amounts to EUR 1,355,889,372.31 on the balance sheet date (prior year: EUR 622,717 thousand).

Differences of the securities listed for trade on the stock exchange not held as financial fixed assets

The difference between the higher market value on the balance sheet date and the cost of purchase pursuant to section 56 (5) Austrian Banking Act (BWG) amounts to EUR 1,929,112.62 (prior year: EUR 2,025 thousand).

Breakdown of debt securities and other fixed-income securities

in EUR or in EUR thousand	Dec 21	Dec 20
Issued by public-sector issuers	750,281,377.00	845,796
Own issues	1,587,532,094.64	846,778
Bonds - domestic credit institutions	39,356,501.76	30,939
Bonds - foreign credit institutions	1,409,247,315.51	1,076,554
Mortgage and municipal securities	872,189,529.01	899,795
Convertible bonds	0.00	0
Other bonds	151,522,970.98	175,070
Total position A5	4,810,129,788.90	3,874,932

8. Trading book

Erste Group Bank AG kept a trading book pursuant to Art. 102 CRR throughout the financial year. As of 31 December 2021, the securities portfolio (assets and liabilities) assigned to the trading book was EUR 12,604,947,397.36 (prior year liabilities adjusted: EUR 9,538,807 thousand). Money market instruments worth EUR 7,834,910,832.10 (prior year: EUR 9,254,386 thousand) were assigned to the trading book as of 31 December 2021.

The volume of other financial instruments included in the trading book had a par value of EUR 237,533,809,459.78 as of 31 December 2021 (prior year: EUR 246,262,702 thousand). The values from the prior year were adjusted from EUR 254,349,174 thousand to EUR 246,262,702 thousand, to improve presentation of the nominal values from securities related contracts in 2021.

The disclosure of other financial instruments includes external transactions as well as booked internal transactions concerning hedge relationships. Further information on internal transactions can be found in section 28 of this chapter.

9. Participating interests and shares in affiliated companies

The amounts for equity and result are denominated in euro and, as a rule, are derived from the IFRS financial statements prepared to consolidate the consolidated financial statements according to uniform group guidelines. The share indicated below represents direct and indirect shares.

Holdings as of 31 December 2021

Company name, registered office	Interest of Erste Group in %	Equity	Result	Balance sheet date
Credit institutions according to CRR				
Banca Comerciala Romana SA, Bucuresti	99.89	1,916,923,853.00	280,007,445.00	31.12.2021
Banka Sparkasse d.d., Ljubljana	28.00	139,297,001.00	15,453,300.00	31.12.2021
Ceska sporitelna, a.s., Praha 4	100.00	5,388,292,516.00	493,478,445.00	31.12.2021
Erste & Steiermärkische Bank d.d., Rijeka	69.26	1,239,847,966.00	112,539,139.00	31.12.2021
ERSTE BANK AKCIONARSKO DRUŠTVO, NOVI SAD, Novi Sad	80.50	317,552,832.00	20,496,644.00	31.12.2021
Erste Bank der oesterreichischen Sparkassen AG, Wien	100.00	1,951,810,025.00	241,152,953.00	31.12.2021
Erste Bank Hungary Zrt, Budapest	85.00	1,173,340,651.00	155,755,206.00	31.12.2021
Prva stavebna sporitelna, a.s., Bratislava	35.00	283,306,986.41	17,170,412.46	31.12.2021
Public Joint-stock company commercial Bank "Center-Invest", Rostowna Donu	9.09	174,877,409.72	9,821,550.81	31.12.2020
Slovenska sporitelna, a. s., Bratislava	100.00	2,026,032,033.00	239,428,435.00	31.12.2021
SPAR-FINANZ BANK AG, Salzburg	50.00	5,422,337.57	216,528.17	31.12.2021
Financial institutions				
EB Erste Bank Internationale Beteiligungen GmbH, Wien	100.00	29,402,499.00	1,132,546.00	31.12.2021
Erste Finance (Delaware) LLC, Wilmington	100.00	36,550.00	-16,243.00	31.12.2021
Erste Group Immorent GmbH, Wien	100.00	369,478,798.00	48,926,099.00	31.12.2021
ERSTE GROUP IMMORENT LJUBLJANA, finančne storitve, d.o.o., Ljubljana	100.00	-35,664.00	-88,494.00	31.12.2021
EUROPEAN INVESTMENT FUND, Luxembourg	0.07	1,978,727,319.00	128,597,267.00	31.12.2020
Holding Card Service s.r.o., Praha 4	100.00	43,578,525.00	-2,634.00	31.12.2021
Intermarket Bank AG, Wien	93.79	109,843,188.00	5,051,903.00	31.12.2021
VBV - Betriebliche Altersvorsorge AG, Wien	29.76	64,334,735.87	12,587,670.05	31.12.2021

Company name, registered office	Interest of Erste Group in %	Equity	Result	Balance sheet date
Other holdings				
Austrian Reporting Services GmbH, Wien	14.32	111,966.41	11,484.50	31.12.2020
aws Gründerfonds Beteiligungs GmbH & Co KG, Wien	5.11	53,309,723.84	11,466,688.59	31.12.2020
Dateio s.r.o., Praha 5	22.23	2,970,754.26	295,306.19	31.12.2020
EB-Restaurantsbetriebe Ges.m.b.H., Wien	100.00	1,119,751.00	-4,071,076.00	31.12.2021
Erste Asset Management GmbH, Wien	91.06	144,346,719.00	73,513,204.00	31.12.2021
ERSTE CAMPUS Immobilien AG & Co KG, Wien	100.00	92,856,555.00	-9,189,138.00	31.12.2021
ERSTE d.o.o., Zagreb	45.19	15,481,459.61	2,474,569.82	31.12.2021
Erste Digital GmbH, Wien	82.84	111,691,206.00	592,372.00	31.12.2021
Erste Group Card Processor d.o.o., Zagreb	100.00	19,630,284.00	1,369,687.00	31.12.2021
Erste Group Services GmbH, Wien	100.00	429,089.00	381,251.00	31.12.2021
Erste Group Shared Services (EGSS), s.r.o., Hodonin	100.00	749,731.00	243,434.00	31.12.2021
Erste Reinsurance S.A., Luxembourg	100.00	55,638,538.00	-723,551.00	31.12.2021
FRC2 Croatia Partners SCSp, Luxembourg	5.59	13,127,669.00	-2,686,514.00	31.12.2020
George Labs GmbH, Wien	100.00	3,016,652.00	1,641,583.00	31.12.2021
Graben 21 Liegenschaftsverwaltung GmbH, Wien	100.00	20,236.71	-9,473.70	31.12.2020
Haftungsverbund GmbH, Wien	64.35	725,499.00	3,356.00	31.12.2021
IPS Fonds Gesellschaft bürgerlichen Rechts, Wien	64.44	206,189,992.00	4,661.00	31.12.2021
OM Objektmanagement GmbH, Wien	100.00	35,926,049.00	1,055,407.00	31.12.2021
Österreichische Wertpapierdaten Service GmbH, Wien	32.56	266,237.04	26,811.09	31.12.2020
Procurement Services GmbH, Wien	99.86	1,078,870.00	282,147.00	31.12.2021
Society for Worldwide Interbank Financial Telecommunication scrl, La Hulpe	0.26	493,915,151.00	-136,748.00	31.12.2020
Speedinvest III EuVECA GmbH & Co KG, Wien	2.50	14,885,840.56	-6,091,694.18	31.12.2020
TAUROS Capital Investment GmbH & Co KG, Wien	40.43	4,377,501.52	-120,108.26	31.12.2020
TCEE Fund IV SCA SICAR, Senningerberg	9.76	Foundation 2021		
Therme Wien GmbH & Co KG, Wien	15.33	23,895,086.81	-4,955,607.63	31.12.2020
WE.TRADE INNOVATION DESIGNATED ACTIVITY COMPANY, Dublin 2	3.18	1,893,156.00	-8,045,709.00	31.12.2020
Wiener Börse AG, Wien	11.77	166,278,282.57	41,396,314.40	31.12.2020
WIENER STÄDTISCHE VERSICHERUNG AG Vienna Insurance Group, Wien	2.15	545,873,588.42	84,495,626.20	31.12.2020

In 2016, the European Bank for Reconstruction and Development (EBRD) and Corvinus Nemzetközi Befektetési Zártkörűen Működő Részvénytársaság (Corvinus) each acquired 15% of the shares in Erste Bank Hungary Zrt. (EBH) from Erste Group Bank AG. At the same time, call-put option agreements were entered into for the acquisition of the overall 30% of the shares between Erste Group Bank AG and the EBRD and with Corvinus. Due to the different structures of these option agreements, 15% of the shares that were sold to the EBRD are still included as investments in affiliated companies in the Erste Group Bank AG's annual financial report, at the same time a financial liability in the value of the expected exercise price is accounted for. For the remaining part (Corvinus), the put-call agreements were recognised off-balance as options.

There are open payment obligations to the nominal capital amounting to EUR 4,000,000.00 EUR (prior year: EUR 4,000 thousand) to the EUROPEAN INVESTMENT FUND, Luxembourg.

10. Fixed assets

The carrying amount of developed land was EUR 6,758,201.35 as of 31 December 2021 (prior year: EUR 6,725 thousand). The carrying amount as of 31 December 2021 did not include leased assets. For the next financial year, Erste Group Bank AG will have expenses from the use of tangible assets not disclosed in the balance sheet (rental and leasing contracts) of EUR 15,769,760.90 (prior year: EUR 16,484 thousand), and of EUR 79,943,080.54 for the next five financial years (prior year: EUR 83,052 thousand).

Intangible fixed assets include assets with a value of EUR 20,975,133.00 (prior year: EUR 22,689 thousand) that were acquired from an affiliated company. During the reporting year, assets were acquired in the value of EUR 5,919,328.69 (prior year adjusted: EUR 5,872 thousand).

Statement of changes in fixed and long-term assets 2021

At cost

in EUR	Stand zum 1. Jänner 2021	Additions	Disposals	Reclassification	Currency translation (+/-)	As of 31 December 2021
Participating interests	207,241,654.47	7,902,987.81	7,107,937.24	0.00	0.00	208,036,705.04
Shares in affiliated companies	10,872,169,226.88	81,687,172.89	1,938,328.93	0.00	0.00	10,951,918,070.84
Intangible assets	97,833,877.70	7,237,566.41	1,038,833.36	0.00	8,880.24	104,041,490.99
Tangible assets	132,126,014.96	46,120,295.04	3,463,935.44	0.00	269,972.99	175,052,347.55
Securities	9,686,517,744.69	3,204,257,281.05	2,442,831,734.58	0.00	-20,196,872.89	10,427,746,418.27
Treasury bills and similar securities	4,123,180,589.95	1,289,006,762.56	467,476,124.71	-18,497,501.36	0.00	4,926,213,726.44
Loans and advances to credit institutions	1,123,517,465.24	259,274,032.43	197,088,876.55	65,637,099.86	-7,208,723.10	1,244,130,997.88
Loans and advances to customers	1,212,555,247.53	291,158,700.60	485,688,156.76	18,288,602.55	-1,211,126.44	1,035,103,267.48
Bonds and other fixed-income securities	2,123,814,374.80	1,012,217,785.46	842,578,576.56	-65,428,201.05	-11,777,023.35	2,216,248,359.30
Shares and other non-fixed-income securities	1,103,450,067.17	352,600,000.00	450,000,000.00	0.00	0.00	1,006,050,067.17
Total	20,995,888,518.70	3,347,205,303.20	2,456,380,769.55	0.00	-19,918,019.66	21,866,795,032.69

Accumulated depreciation

in EUR	Accumulated write ups / downs As of 1 January 2021	Write-ups (-)	Write-downs (+)	Accumulated write ups / downs Additions / Disposals (-/+)	Currency translation (+/-)	Accumulated write ups / downs As of 31 December 2021
Participating interests	70,140,062.33	19,000.00	7,219,617.62	0.00	0.00	77,340,679.95
Shares in affiliated companies	3,505,423,010.49	1,018,380,398.06	10,350,000.00	0.00	0.00	2,497,392,612.43
Intangible assets	74,492,341.05	0.00	7,967,574.33	-1,038,833.36	8,059.86	81,429,141.88
Tangible assets	33,582,643.91	0.00	2,457,500.63	-2,411,185.94	209,623.78	33,838,582.38
Securities	216,055,109.88	8,805,080.39	25,914,452.75	-41,377,887.78	-180,496,590.73	11,290,003.72
Treasury bills and similar securities	54,805,978.19	2,499,894.11	17,392,608.23	-19,880,000.43	0.00	49,818,691.88
Loans and advances to credit institutions	48,905,596.39	538,515.00	3,111,627.11	-3,708,561.51	-48,586,201.28	-816,054.28
Loans and advances to customers	30,951,634.30	3,993,198.41	1,345,916.12	-4,553,597.59	-46,073,058.04	-22,322,303.62
Bonds and other fixed-income securities	81,418,543.60	1,773,472.87	4,057,846.04	-13,235,728.25	-85,837,324.02	-15,370,135.51
Shares and other non-fixed-income securities	-26,642.60	0.00	6,455.25	0.00	-7.40	-20,194.75
Total	3,899,693,167.66	1,027,204,478.45	53,909,145.33	-44,827,907.08	-180,278,907.09	2,701,291,020.36

Carrying amount

in EUR	Clean Price	Contractual interest accrual	As of 31 December 2021	As of 1 January 2021
Participating interests	130,696,025.09	0.00	130,696,025.09	137,101,592.14
Shares in affiliated companies	8,454,525,458.41	0.00	8,454,525,458.41	7,366,746,216.39
Intangible assets	22,612,349.11	0.00	22,612,349.11	23,341,536.65
Tangible assets	141,213,765.17	0.00	141,213,765.17	98,543,371.05
Securities	10,416,456,414.55	56,919,926.09	10,473,376,340.64	9,537,682,228.22
Treasury bills and similar securities	4,876,395,034.56	33,239,148.56	4,909,634,183.12	4,105,231,394.75
Loans and advances to credit institutions	1,244,947,052.16	4,520,294.39	1,249,467,346.55	1,077,991,881.80
Loans and advances to customers	1,057,425,571.10	5,429,880.72	1,062,855,451.82	1,189,788,325.95
Bonds and other fixed-income securities	2,231,618,494.81	7,972,108.99	2,239,590,603.80	2,054,277,680.60
Shares and other non-fixed-income securities	1,006,070,261.92	5,758,493.43	1,011,828,755.35	1,110,392,945.11
Total	19,165,504,012.33	56,919,926.09	19,222,423,938.42	17,163,414,944.45

11. Other assets

in EUR or in EUR thousand	Dec 21	Dec 20
Securities transactions	136,080,226.10	5,836
Derivatives	2,832,413,865.19	3,523,730
Accrued income	9,016,766.50	9,786
Receivables from participating interests and affiliated companies	82,371,123.04	62,744
Other payments and settlements	207,652,527.96	89,131
Other assets	3,267,534,508.79	3,691,227

The carrying amounts for derivatives are shown post offsetting with central counterparties. Derivative assets and liabilities as well as provided and received cash collateral to cover the market values of outstanding derivatives are included in offsetting. Offsetting is carried out according to clearing agent, central clearer and currency.

The balance sheet item other assets includes derivatives with a reduced carrying amount of EUR 2,241,095,000.58 (prior year: EUR 2,001,083 thousand). In the balance sheet item loans to credit institutions, the carrying amounts were reduced by EUR 234,350,065.02 (prior year: EUR 59,042 thousand).

12. Accrued and deferred items

Prepayments and accrued income decreased to EUR 107,115,528.93 as of 31 December 2021 (prior year: EUR 116,569 thousand). Of these, EUR 77,148,756.22 (prior year: EUR 74,664 thousand) were accruals in connection with securities and derivative instruments and EUR 23,606,555.73 (prior year: EUR 35,410 thousand) were prepayments on commissions.

13. Deferred tax assets

In accordance with Section 198 Paragraph 9 of the Austrian Commercial Code (UGB) an amount of EUR 238,463,245.96 (prior year: EUR 79,759 thousand) deferred tax assets were accounted for in 2021 based on recognition of tax losses EUR 168,552,314.94 (prior year: EUR 32,608 thousand) and temporary differences between the book values EUR 69,910,931.02 (prior year: EUR 47,151 thousand). The increase in deferred tax assets in comparison to the prior year is attributable to higher anticipated tax results in the plan years. Use was made of the right to recognise tax losses carried forward, as according to multi-annual tax planning, taxable profits are expected in the future against which the tax losses carried forward can be offset, thus from today's perspective, a tax advantage seems achievable. To calculate deferred taxes, the local tax rate in Austria in the amount of 25.0% is applied for the parent company as well as for the branch with the tax credit method according to the double taxation agreement. For the branch in Hong Kong (double taxation agreement with tax exemption method), the local tax rate in the amount of 16.5% is applied.

14. Securitised liabilities

in EUR or in EUR thousand	Dec 21	Dec 20
Non-covered loans and bank bonds	8,934,690,678.42	7,565,132
Mortgage and municipal bonds	10,000,775,330.22	10,815,090
Certificates of deposits	1,261,922,430.73	517,528
Securitised liabilities	20,197,388,439.37	18,897,750

Erste Group Bank AG issues commercial papers and certificates of deposit for the US money market via the New York branch and the fully consolidated subsidiary Erste Finance Delaware LLC. The New York branch's Dollar Certificates of Deposit Program had reached EUR 17,659,230.42 on 31 December 2021 (prior year: EUR 517,528 thousand). The Dollar Commercial Paper Program of Erste Finance Delaware LLC is fully secured by Erste Group Bank AG. The framework program amounted to EUR 6,621,931,838.24 on 31 December 2021 (prior year: EUR 6,111,971 thousand), of which commercial papers are in circulation in the amount of EUR 1,386,005,085.89 (prior year: EUR 519,214 thousand) for which the issue amount was immediately transferred to Erste Group Bank AG and are recognised in the item liabilities to customers.

15. Other liabilities

in EUR or in EUR thousand	Dec 21	Dec 20
Securities transactions	55,193,709.52	21,938
Derivatives	2,475,200,511.87	2,996,151
Accrued income	2,751,634.92	2,761
Other liabilities and settlements	1,050,996,778.60	763,277
Other liabilities	3,584,142,634.91	3,784,127

The carrying amounts for derivatives are shown post offsetting with central counterparties. Derivative assets and liabilities as well as provided and received cash collateral to cover the market values of outstanding derivatives are included in offsetting. Offsetting is carried out according to clearing agent, central clearer and currency.

The balance sheet item other assets includes derivatives with a reduced carrying amount of EUR 2,391,653,882.26 (prior year: EUR 2,021,349 thousand). In the balance sheet item loans to credit institutions, the carrying amounts were reduced by EUR 83,791,183.34 (prior year: EUR 38,776 thousand).

16. Provisions

in EUR or in EUR thousand	Dec 21	Dec 20
Provisions for pensions	288,399,987.00	310,596
Provisions for taxation	65,809,581.12	8,242
Provisions for contingent liabilities	94,552,296.94	77,344
Provisions for negative market values of standalone derivatives without hedge relationships	120,774.35	91
Other	132,131,650.90	126,918
Provisions	581,014,290.31	523,192

Assumptions for the actuarial calculation of pension entitlements

	Dec 21	Dec 20
Interest rate	1.05%	0.50%
Expected increase in pension benefits (including career- and collective agreement trend)	2.40%	2.00%

The expected retirement age was individually calculated per employee due to the amendments determined in the Ancillary Budget Act 2003 (BGBl I 71/2003) concerning the raising of the earliest possible retirement age. The currently applicable legislation specifying a gradual rise of the retirement age for men and women to 65 was taken into consideration.

An interest rate of 2.82% (prior year: 2.60%) was used for the calculation of pension obligations in the New York branch.

The pension entitlements for the New York branch are outsourced to Milliman Inc. The calculated pension obligations amount to EUR 43,184,851.67 (prior year: EUR 40,160 thousand). On 31 December 2021, the balance at the bank dedicated to the fulfilment of the outsourced pension obligations amounted to EUR 33,656,731.42 (prior year: EUR 28,241 thousand).

Assumptions for the actuarial calculation of severance entitlements and jubilee benefits

	Dec 21	Dec 20
Interest rate	1.05%	0.50%
Average salary rise (including career- and collective agreement trend)	3.30%	2.90%

The obligations were calculated in accordance with the Association of Actuaries' (AVÖ) mortality table "AVÖ 2018 – Rechnungsgrundlagen für die Pensionsversicherung".

Severance and anniversary entitlements are outsourced to Wiener Städtische Versicherung AG. Severance entitlements measured in accordance with commercial law and based on the above parameters amount to EUR 38,571,914.16 (prior year: EUR 44,870 thousand), respectively EUR 17,937,796.24 (prior year: EUR 18,549 thousand) for jubilee benefits obligations and are posted as a contingent liability off-balance. The credit intended for the performance of outsourced severance entitlements with the insurer as of 31 December 2021 amounted

to EUR 38,801,021.70 (prior year: EUR 44,870 thousand) and the amount defined for jubilee benefits obligations is EUR 18,054,019.94 (prior year: EUR 18,549 thousand).

The outsourcing of severance/jubilee benefits entitlements to Wiener Städtische Versicherung AG has not resulted in any change to employee claims against Erste Group Bank AG, which continues to be liable for the severance entitlements of eligible employees.

17. Subordinated liabilities

Subordinated debt (subordinated liabilities and supplementary capital) amounted to EUR 7,484,318,815.84 as of 31 December 2021 (prior year: EUR 7,881,922 thousand). Out of the subordinated liabilities taken by Erste Group Bank AG (including supplementary capital), one issue with a nominal value amounting to EUR 750,000,000.00 was above the 10% limit for total subordinated liabilities. This issue from 2020, denominated in Euros, currently carries a 4.25% coupon, and does not have a specific expiry date. It is an Additional Tier 1 bond according to article 52 CRR. The nominal value will be reduced as soon as the core capital ratio falls below 5.125%. Conversion into shares is not planned. The terms of all subordinated liabilities in the value of EUR 4,692,445,971.14 (prior year: EUR 4,583,911 thousand) are in compliance with the requirements set forth in section 62 until 71 CRR (corresponds to Part 2 Title I Chapter 4 of Regulation (EU) No 575/2013).

Movements in total subordinated liabilities were as follows:

in EUR or in EUR thousand	1-12 21	1-12 20
Opening balance	7,881,921,765.83	7,105,392
Increase due to new issues	502,789,304.46	1,888,003
Decrease due to redemption	-942,495,349.43	-1,123,754
Decrease due to partial extinguishment	-15,255.99	-28,793
Changes in carrying amount of bonds, of accrued interest and of FX valuation	42,118,350.97	41,075
Closing balance	7,484,318,815.84	7,881,922

Supplementary capital liabilities are primarily issued in the form of securities. The securities are due at the end of the term. Supplementary capital bonds are sold to international institutional customers and private customers.

In the upcoming year, securitised supplementary capital liabilities in the value of EUR 1,139,562,441.42 (prior year: EUR 432,986 thousand) are due for repayment due to maturity.

The weighted average interest rate of supplementary capital bonds was 2.9% on 31 December 2021 (prior year: 3.4%) and the average remaining term was 5.0 years (prior year: 4.9 years).

The term “subordinated” is defined in accordance with section 45 paragraph 4 and section 51 paragraph 9 of the Austrian Banking Act.

In 2021, Erste Group Bank AG's expenses for subordinated liabilities amounted to EUR 283,887,970.63 (prior year: EUR 293,175 thousand).

18. Tier 2 capital pursuant to Part 2 Title I Chapter 4 of Regulation (EU) No 575/2013

As of the 2021 balance sheet date, the carrying amount of supplementary capital is EUR 4,692,445,971.14 (prior year: EUR 4,583,911 thousand). Thereof the repurchased supplementary capital from own issues of Erste Group Bank AG with a carrying amount including interest accruals in the amount of EUR 24,538,012.56 (prior year: EUR 18,648 thousand).

19. Additional core capital

In the reporting year 2021, Erste Group Bank AG issued no further bonds (prior year: EUR 1,250,000 thousand) as part of its Additional Tier 1 programme from 20 April 2016. On 15 October 2021, one additional core capital bond in the amount of EUR 500,000.00 was terminated early.

Article 52 (1) lit n CRR provides for the loss absorbency of financial instruments of additional core capital (write-down or conversion). A trigger event for the write-off or conversion of additional core capital is deemed to occur according to Article 54 Section 1 lit a CRR if the core capital ratio of the issuer falls below 5.125% or below another higher value defined by the issuer. In 2021 no write-downs occurred.

20. Subscribed capital

Subscribed capital on 31 December 2021 was EUR 859,600,000.00 (prior year: EUR 859,600 thousand), represented by 429,800,000 voting bearer shares (ordinary shares). Erste Group Bank AG held no own shares on the balance sheet date.

21. Authorised and conditional capital as of 31 December 2021

Authorised capital

According to clause 5 of the Articles of Association, the management board is authorised to increase the registered capital of the Company until 24 May 2023 subject to the supervisory board's consent - also in several tranches - by an amount of up to EUR 343,600,000.00 by issuing up to 171,800,000 voting no-par value bearer shares in return for contributions in cash and/or in kind, with the issue price and issuing conditions being determined by the management board subject to the supervisory board's consent.

Furthermore, the management board is authorised to fully or partly exclude the shareholders' statutory subscription right subject to the supervisory board's consent (exclusion of the subscription right):

- _ if the capital increase is in return for a cash contribution and the shares issued to the exclusion of the subscription right of the shareholders, taken together, do not exceed EUR 43,000,000.00; and/or
- _ if the capital increase is in return for contributions in kind.

These two measures may also be combined. However, the aggregate pro rata amount of registered capital represented by shares for which the shareholders' subscription rights are excluded under the referenced authorisation, together with the pro rata amount of registered capital attributable to shares issued to creditors of convertible bonds, which had been issued and sold after the beginning of 24 May 2018, in order to grant conversion or subscription rights or fulfil obligations must not exceed the amount of EUR 171,920,000.00.

Conditional Capital

Pursuant to clause 6.3 of the Articles of Association, conditional capital based on the management board resolutions in 2002 and 2010 (both approved by the supervisory board) with a nominal value of EUR 21,923,264.00 persists, which can be consumed by issuing up to 10,961,632 ordinary bearer shares or ordinary registered shares with an issue price of at least EUR 2.00 per share against cash contribution and by excluding the subscription rights of the current shareholders. According to clause 6.4 of the Articles of Association, the Company has additional conditional capital from the general meeting's resolution of 12 May 2009 of EUR 124,700,000.00 from the issuance of up to 62,350,000 ordinary bearer shares. This conditional capital serves to grant conversion or subscription rights to investors of convertible bonds. In the case of a specified conversion obligation in the terms of issue of convertible bonds, it should also serve to fulfil this conversion obligation. The issue amount and conversion ratio are to be determined according to financial calculation methods as well as the company's share prices in a recognised pricing procedure.

Authorized conditional capital

According to clause 7 of the Articles of Association no authorisation currently exists to grant conditional capital.

22. Major shareholders

As of 31 December 2021, together with its syndicate partners (savings banks, share management savings banks – “Anteilsverwaltungsspar-kassen”, and savings bank foundations – “Sparkassenstiftungen), DIE ERSTE oesterreichische Spar-Casse Privatstiftung (“ERSTE Stiftung”), a foundation, controls approx. 22.25% (prior year: 31.17%) of the shares in Erste Group Bank AG and with 16.50% (prior year: 16.50%) is the main shareholder. The ERSTE Stiftung holds 5.90% (prior year: 5.90%) of the shares directly; the indirect participation of the ERSTE Stiftung amounts to around 10.60% (prior year: 10.60%) of the shares held by Sparkassen Beteiligungs GmbH & Co KG, which is an affiliated undertaking of the ERSTE Stiftung. 1.67% (prior year: 1.67%) are held directly by savings bank foundations, savings banks, and the Erste employee share participation foundation (Erste Mitarbeiterbeteiligungsstiftung), acting together with the ERSTE Stiftung. 4.08% (prior year: 3.08%) are held by other partners to the shareholder agreement. Until the sale of its share in the capital amounting to 9.92% (prior year: 9.92%) on 4 November 2021, Caixabank S.A. was a further member of the syndicate.

As described in chapter E concerning the appropriation of profit, dividends were paid at a total of EUR 1.50 per share in 2021. The dividend for the financial year 2020 was paid in two instalments. On 19 May 2021, a decision was made at the annual general meeting in favour of paying a dividend in the amount of EUR 0.50 per share. At the extraordinary general meeting on 25. November 2021, it was decided that a further dividend amounting to EUR 1.00 per share would be paid out, following the expiry of the European Central Bank's recommendation

to avoid or limit dividend payments. According to its share in Erste Group Bank AG, a dividend was paid for the ERSTE Stiftung amounting to EUR 72,542,934.00 (prior year: EUR 0 thousand) in the financial year 2021.

The purpose of the ERSTE Stiftung, to be achieved notably by way of holding interests in Erste Group Bank AG, is to support social, scientific, cultural as well as charitable institutions and to promote the guiding principles of the savings bank philosophy. As of 31 December 2021, Boris Marte (CEO), Wolfgang Schopf (CFO), Martin Wohlmuth (COO) and Eva Hörtl were appointed as board members of the ERSTE Stiftung. The ERSTE Stiftung's supervisory board had eleven members at the end of 2021, two of whom also serve as members of the supervisory board of Erste Group Bank AG.

In accordance with clause 15.1 of the Articles of Association, and for the time in which the ERSTE Stiftung assumes liability for all current and future debts in the event of their default on payment, it is entitled, pursuant to section 92 (9) Austrian Banking Act, to nominate up to one-third of the supervisory board members for election at the annual general meeting. So far, the ERSTE Stiftung has not exercised this right.

The ERSTE Stiftung held as of 31 December 2021 bonds of Erste Group Bank AG in the amount of EUR 150,000.00 (prior year: EUR 6,634 thousand). In 2021, the interest expenses of Erste Group Bank AG from announced bonds held amounted to EUR 72,999.99 (prior year EUR 216 thousand) for the reporting period. With the exception of the facts already mentioned in this section, there were, as in the prior year, no further business relations between Erste Group Bank AG and ERSTE Stiftung.

Until the sale on 4 November 2021, CaixaBank S.A. held a 9.92% share in the capital of Erste Group Bank AG and was one of the bank's key shareholders according to the syndicate agreement. Upon sale of the shares, CaixaBank S.A. exited the syndicate and their two designated supervisory board members (Mr. Jordi Gual Sole and Mr. Matthias Bulach) resigned from their mandates as of 31 December 2021. For its share in Erste Group Bank AG, CaixaBank S.A. received a dividend payment amounting to EUR 21,317,124,00 in 2021 (prior year: 0 thousand).

23. Reserves

In 2021, the reserves of Erste Group Bank AG developed as follows:

in EUR	As of Dec 20	Zugang / Allocations (+)	Releases (-)	As of Dec 21
Capital reserves	1,628,104,885.97	6,279.11	0.00	1,628,111,165.08
Committed	1,628,104,885.97	6,279.11	0.00	1,628,111,165.08
Uncommitted	0.00	0.00	0.00	0.00
for own shares and shares in a controlling company	0.00	3,195,660.37	0.00	3,195,660.37
Retained earnings	4,229,878,708.84	1,094,642,253.51	0.00	5,324,520,962.35
statutory reserve	1,537,900,000.00	0.00	0.00	1,537,900,000.00
reserves provided for by the articles	0.00	0.00	0.00	0.00
other reserves	2,557,081,483.52	928,659,399.47	0.00	3,485,740,882.99
blocked reserves	134,897,225.32	165,982,854.04	0.00	300,880,079.36
Reserve pursuant to section 57 -5 of the Austrian Banking Act (BWG)	851,000,000.00	0.00	0.00	851,000,000.00

From the purchase and sale of treasury shares in the long position, Erste Group Bank AG achieved capital gains in the amount of EUR 6,279.11 (prior year: EUR 0 thousand), which are recorded as an addition under committed capital reserves pursuant to section 229 (1) sentence 3 of the Commercial Code (UGB).

The allocation of retained earnings amounted to EUR 1,094,642,253.51 (prior year: release EUR 118,355 thousand) and concerned other reserves amounting to EUR 928,659,399.47 (prior year: release EUR 55,228 thousand) as well as blocked reserves amounting to EUR 165,982,854.04 (prior year: release EUR 63,127 thousand). The latter includes allocation the ex-ante-fund (see Annex chapter C point 24) in the amount of EUR 7,278,571.77 (prior year: EUR 7,463 thousand) as well as the allocation of deferred tax assets amounting to EUR 159,008,196.81 (prior year: release EUR 69,945 thousand) in Austria and EUR 134,229.24 (prior year: release EUR 718 thousand) at the Hong Kong branch, and the release of deferred tax assets in the amount of EUR 438,143.78 (prior year: allocation EUR 74 thousand) at the New York branch.

The capital contributed to the ex-ante fund is reported under blocked reserves, which, on a member level, does not qualify as own funds according to article 26 (1) CRR, as well as amounts from the capitalisation of deferred taxes which, pursuant to section 235 (2) Commercial Code, are subject to a payout block. Due to the restricted right of disposal, disclosure is carried out separately to the remaining equity items.

24. Recovery & Resolution Fund, deposit guarantee fund, IPS fund

Recovery & Resolution Fund

EU directive 2014/59/EU (Bank Recovery and Resolution Directive, BRRD) was transposed into Austrian law via the Austrian Banking Restructuring and Resolution Act (BaSAG). BaSAG became effective on 1 January 2015. The law governs a number of aspects, including the creation of financing mechanisms for the resolution of credit institutions that provide for the annual payment of contributions by banks to a joint European recovery and resolution fund (Single Resolution Fund, SRF).

BaSAG defines the target level of the Austrian Recovery & Resolution Fund and the contribution payable by the Austrian credit institutions. The law requires that the Recovery & Resolution Fund be endowed with at least 1% of the secured deposits of all credit institutions authorised in Austria by 31 December 2024. Therefore, the fund shall be set up over a period of 10 years and, to the extent practicable, contributions will be equally distributed over the entire period.

The contributions to be made by the credit institutions are calculated as a ratio of their respective liabilities (exclusive of own funds) less secured deposits to the aggregate liabilities (exclusive of own funds) less secured deposits of all institutions authorised in Austria, distributed over a period of 10 years. Furthermore, these contributions will be weighted in accordance with the risk profile of the credit institution. The amount payable as contribution is thus determined not only by the respective credit institution's unsecured liabilities, but also significantly influenced by the unsecured liabilities held by all Austrian institutions and the risk weighting. The resolution authority is tasked with determining the risk weighting. In 2021, Erste Group Bank AG paid EUR 28.104.685,26 (prior year: EUR 23.595 thousand), which is included in the item other operating expenses.

Deposit guarantee fund

The deposit guarantee scheme, based on an EU directive (2014/49/EU), serves to protect customer deposits held at credit institutions. This EU directive was transposed into national law in Austria by way of the Act on Deposit Guarantee Schemes and Investor Compensation (ESAEG) and came into effect on 14 August 2015.

Every guarantee scheme has its own deposit guarantee fund consisting of available financial resources amounting to no less than 0.8% of the sum total of covered deposits held at the member institutions (target level). This target level is to be achieved over a period of 10 years.

As long as the target level has not been reached, the guarantee schemes will require their member institutions to pay an annual contribution. The contributions payable by the member institutions are calculated on the basis of the volume of covered deposits (0.8% of the covered deposits distributed over a 10-year period) and are determined in relation to the nature of the risks to which each relevant member institution is specifically exposed. The method used to determine the risk weighting must be approved by the FMA. In 2021, Erste Group Bank AG paid a total of EUR 120.426,21 (prior year: EUR 58 thousand), which is included in the item other administrative expenses.

IPS fund (ex-ante-fund)

The IPS fund is an ex-ante-fund of the Austrian savings banks' institutional guarantee system (IPS) that is intended to secure financial support to members facing economic difficulties. The IPS fund is a "Gesellschaft bürgerlichen Rechts" (IPS Fonds GesBR - a partnership under civil law) – the low-risk, readily available investment of the ex-ante-fund is recognised as a special asset. Shareholders with a stake in the assets are Erste Group Bank AG, Erste Bank der oesterreichischen Sparkassen AG, the building society of österreichische Sparkassen AG (as well as all other Austrian savings banks), and all other Austrian savings banks that subscribe to the institutional guarantee system. Cross-guarantee scheme (Haftungsverbund) GmbH is an active partner but not obliged to make a capital contribution.

By means of annual allocations from the member institutes, the ex-ante fund will be built up until 31 December 2031. The aim is to achieve a volume amounting to 0.5% of the total risk exposure amount of Erste Group on a consolidated level, in accordance with article 92 (3) CRR. Cross-guarantee scheme (Haftungsverbund) GmbH is tasked with determining the amount of the respective payment due. The contributions (deposits) are to be taken from the annual financial result, with other reserves being released where necessary. Erste Group Bank AG created a reserve of EUR 7,278,571.77 (prior year: EUR 7,463 thousand) in 2021, which corresponds to the amount of the contributions made (deposits).

25. Own funds and capital requirement

These unconsolidated financial statements of Erste Group Bank AG have yet to be approved by the supervisory board. Erste Group Bank AG is in compliance with the transitional provisions concerning capital requirements, market risk and credit risk set forth by Austria's

accompanying CRR ordinance as well as EU Regulation No. 2016/445 of the European Central Bank concerning the use of options and discretions available in European Union Law, EZB/2016/4.

Own funds

Capital structure according to Regulation (EU) No 575/2013 (CRR) in EUR or in EUR thousand	Article pursuant to CRR	CRR	
		Dec 21	Dec 20
Common equity tier 1 capital (CET1)			
Capital instruments eligible as CET1	26 (1) (a) (b), 27-30, 36 (1) (f), 42	2,486,009,510.67	2,487,195
Own CET1 instruments	36 -1 (f), 42	-181,323,602.79	-7,385
Retained earnings	26 -1 (c), 26 -2	6,114,195,783.36	5,025,740
Interim loss	36 -1 (a)	0.00	0
Other reserves	4 -117, 26 -1 (e)	0.00	0
Prudential filter: cash flow hedge reserve	33 -1 (a)	0.00	0
Prudential filter: cumulative gains and losses due to changes in own credit risk on fair valued liabilities	33 -1 (b)	0.00	0
Prudential filter: fair value gains and losses arising from the institution's own credit risk related to derivative liabilities	33 -1 (c), 33 -2	-2,141,003.20	-1,712
Value adjustments due to the requirements for prudent valuation	34, 105	-55,347,256.39	-16,631
Regulatory adjustments relating to unrealised gains and losses	467, 468	0.00	0
Other intangible assets	4 -115, 36 -1 (b), 37 (a)	-13,416,013.90	-23,342
Deferred tax assets dependent upon future profitability and not temporary differences net of associated tax liabilities	36 -1 (c), 38	-168,552,314.94	-32,608
IRB shortfall of credit risk adjustments to expected losses	36 -1 (d), 40, 158, 159	0.00	0
Excess of deduction from AT1 items over AT1	36 -1 (j)	0.00	0
Other components or deductions of the CET1	47 (c)	-5,011,171.70	-28,956
Common equity tier 1 capital (CET1)	50	8,174,413,931.11	7,402,301
Additional tier 1 capital (AT1)			
Capital instruments eligible as AT1	51 (a), 52-54, 56 (a), 57	2,272,771,099.49	2,750,000
Own AT1 instruments	52 -1 (b), 56 (a), 57	-1,400,000.00	-1,500
Instruments issued by subsidiaries that are given recognition in AT1	85, 86	0.00	0
Transitional adjustments due to grandfathered AT1 instruments	483 -4 -5, 484-487, 489, 491	0.00	0
AT1 instruments of financial sector entities where the institution has a significant investment	4 -27, 56 (d), 59, 79	0.00	0
Excess of deduction from AT1 items over AT1	36 -1 (j)	0.00	0
Additional tier 1 capital (AT1)	61	2,271,371,099.49	2,748,500
Tier 1 capital - total amount of common equity tier 1 (CET1) and additional tier 1 (AT1)		10,447,872,966.74	10,150,801
Tier 2 capital (T2)			
Capital instruments and subordinated loans eligible as T2	62 (a), 63-65, 66 (a), 67	2,991,548,552.86	2,993,508
Own T2 instruments	63 (b) (i), 66 (a), 67	-44,986,322.55	-46,209
Instruments issued by subsidiaries recognised in T2	87, 88	0.00	0
Transitional adjustments due to additional recognition in T2 of instruments issued by subsidiaries	480	0.00	0
Transitional adjustments due to grandfathered T2 instruments and subordinated loans	483 -6 -7, 484, 486, 488, 490, 491	56,521,670.95	19,413
IRB excess of provisions over expected losses eligible	62 (d)	103,397,027.06	108,472
Standardised approach general credit risk adjustments	62 (c)	0.00	0
T2 instruments of financial sector entities where the institution has a significant investment	4 -27, 66 (d), 68, 69, 79	0.00	0
Tier 2 capital (T2)	71	3,106,480,928.32	3,075,184
Total own funds		13,552,265,958.92	13,225,985
Total Risk Exposure Amount	92 -3, 95, 96, 98	34,553,589,400.52	33,611,087
Common Equity Tier 1 capital ratio	92 -2 (a)	23.66%	22.02%
Tier 1 capital ratio	92 -2 (b)	30.23%	30.20%
Total capital ratio	92 -2 (c)	39.22%	39.35%

Capital Requirements

Risk structure according to Regulation (EU)
No 575/2013 (CRR)

in EUR or in EUR thousand	Article pursuant to CRR	Dec 21		Dec 20	
		Calculation base /total risk (phased-in)	Capital requirement (phased-in)	Calculation base /total risk	Capital requirement
Total Risk Exposure Amount	92 -3, 95, 96, 98	34,553,589,400.52	2,764,287,152.04	33,611,087	2,688,887
Risk weighted assets (credit risk)	92 -3 (a) (f)	29,074,233,180.74	2,325,938,654.46	28,351,311	2,268,105
Standardised approach		4,439,837,855.83	355,187,028.47	4,714,133	377,131
IRB approach		24,627,405,509.52	1,970,192,440.76	23,621,688	1,889,735
Default fund contributions to a central counterparty		6,989,815.39	559,185.23	15,490	1,239
Settlement Risk	-3 (c) (ii), 92 -4 (b)	249,184.01	19,934.72	865	69
Trading book, foreign FX risk and commodity risk	92 -3 (b) (i) und (iii), 92 -4 (b)	4,337,432,316.64	346,994,585.33	4,168,381	333,470
Operational Risk	92 -3 (e), 92 -4 (b)	767,772,976.50	61,421,838.12	687,398	54,992
Exposure for CVA	92 -3 (d)	373,901,742.63	29,912,139.41	402,866	32,229
Other amounts receivable (regulatory Add-On)		0.00	-	265	21
Other exposure amounts incl. Basel 1 floor	3, 458, 459, 500	0.00	0.00	0	0

For the preparation of consolidated capital and consolidated capital requirements, reference is made to the respective statements in the 2021 consolidated financial statements of Erste Group.

26. List of assets pledged as collateral for liabilities (acc. to section 64 [1] no. 8 Austrian Banking Act)

Assets

in EUR or in EUR thousand	Dec 21	Dec 20	Liability description	Balance sheet item
OeNB asset pool (tender)				
Fixed-income securities	10,777,813,888.88	9,379,278	Refinancing by OeNB / ECB	Liability 1
Total	10,777,813,888.88	9,379,278		
Collateral pool for covered Erste Bank bonds				
Loans and advances to customers	0.00	173,264	Covered Erste Bank bonds	Liability 3
Collateral pool for municipal and mortgage bonds				
Loans and advances to customers	703,481,440.72	586,810	Issued municipal and mortgage bonds	Liability 3
Fixed-income securities	0.00	220,708	Issued municipal and mortgage bonds	Liability 3
Total	703,481,440.72	980,782		
Cash Collateral for OTC-derivatives	668,821,561.11	453,647	Other liabilities	Liability 4
Cash Collateral for exchange traded derivatives	4,979,989.38	4,484	margin requirement	
Blocked securities account as collateral for OTC- and exchange traded derivatives	618,849,896.11	546,606	Other liabilities / margin requirement	Liability 4
Total	1,292,651,446.60	1,004,737		
Coverage for the pension provisions				
Pension provisions § 11 BPG	202,860,520.28	188,937	Coverage for the pension provisions	Liability 6
Total	202,860,520.28	188,937		
Pledge agreements				
Money market loan	0.00	64,900	Guarantees and contingent liabilities pledged as collateral	
Securities loan	260,093,418.87	259,901	Guarantees and contingent liabilities pledged as collateral	
Total	260,093,418.87	324,801		
Aggregate Total	13,236,900,715.35	11,878,536		

27. Total volume of unsettled derivatives

Dec 21 in EUR	Time to maturity for notional amounts			Total
	< 1 years	1-5 years	> 5 years	
Interest rate contracts	54,965,308,371.43	79,787,643,666.40	52,292,365,582.95	187,045,317,620.78
OTC products	54,758,106,391.56	79,787,643,666.40	52,292,365,582.95	186,838,115,640.91
Options	1,415,227,811.05	5,500,346,937.89	1,322,955,991.10	8,238,530,740.04
Other (f.i.: Interest rate swaps)	53,342,878,580.51	74,287,296,728.51	50,969,409,591.85	178,599,584,900.87
Exchange-traded products	207,201,979.87	0.00	0.00	207,201,979.87
Options	0.00	0.00	0.00	0.00
Other (f.i.: Futures)	207,201,979.87	0.00	0.00	207,201,979.87
Securities related contracts	1,193,327,642.35	3,105,424,326.97	801,017,393.43	5,099,769,362.75
OTC products	783,924,771.16	3,103,862,769.61	801,017,393.43	4,688,804,934.20
Options	356,583,058.12	1,698,391,385.80	216,665,457.67	2,271,639,901.59
Other (f.i.: Stock swaps)	427,341,713.04	1,405,471,383.81	584,351,935.76	2,417,165,032.61
Exchange-traded products	409,402,871.19	1,561,557.36	0.00	410,964,428.55
Options	121,154,480.71	1,011,747.36	0.00	122,166,228.07
Other (f.i.: Futures)	288,248,390.48	549,810.00	0.00	288,798,200.48
Currency contracts	51,718,461,175.73	13,321,769,855.59	2,293,534,439.32	67,333,765,470.64
OTC products	51,704,722,642.71	13,321,769,855.59	2,293,534,439.32	67,320,026,937.62
Options	800,732,455.21	322,540,893.11	101,030,511.21	1,224,303,859.53
Other (f.i.: Currency swap)	50,903,990,187.50	12,999,228,962.48	2,192,503,928.11	66,095,723,078.09
Exchange-traded products	13,738,533.02	0.00	0.00	13,738,533.02
Options	0.00	0.00	0.00	0.00
Other (f.i.: Futures)	13,738,533.02	0.00	0.00	13,738,533.02
Credit derivatives	173,871,413.54	1,075,431,550.57	11,540,000.00	1,260,842,964.11
OTC products	173,871,413.54	1,075,431,550.57	11,540,000.00	1,260,842,964.11
Credit Default Options	0.00	0.00	0.00	0.00
Other (f.i.: Credit Default Swaps)	173,871,413.54	1,075,431,550.57	11,540,000.00	1,260,842,964.11
Exchange-traded products	0.00	0.00	0.00	0.00
Options	0.00	0.00	0.00	0.00
Other	0.00	0.00	0.00	0.00
Commodity contracts	15,807,672.61	0.00	0.00	15,807,672.61
OTC products	0.00	0.00	0.00	0.00
Options	0.00	0.00	0.00	0.00
Other (f.i.: Commodity swaps)	0.00	0.00	0.00	0.00
Exchange-traded products	15,807,672.61	0.00	0.00	15,807,672.61
Options	0.00	0.00	0.00	0.00
Other (f.i.: Futures)	15,807,672.61	0.00	0.00	15,807,672.61
Other	40,000,000.00	442,463,802.35	499,180,695.10	981,644,497.45
OTC products	40,000,000.00	442,463,802.35	499,180,695.10	981,644,497.45
Options	40,000,000.00	37,500,000.00	140,000,000.00	217,500,000.00
Other (f.i.: Inflation swaps)	0.00	404,963,802.35	359,180,695.10	764,144,497.45
Exchange-traded products	0.00	0.00	0.00	0.00
Options	0.00	0.00	0.00	0.00
Other	0.00	0.00	0.00	0.00
Total	108,106,776,275.66	97,732,733,201.88	55,897,638,110.80	261,737,147,588.34
OTC products	107,460,625,218.97	97,731,171,644.52	55,897,638,110.80	261,089,434,974.29
Exchange-traded products	646,151,056.69	1,561,557.36	0.00	647,712,614.05

The presentation of nominal values was made without offsetting the transactions with central counterparties.

Dec 20 in EUR thousand	Time to maturity for notional amounts			Total
	< 1 years	1-5 years	> 5 years	
Interest rate contracts	62,097,849	77,551,828	48,882,993	188,532,669
OTC products	61,923,251	77,551,828	48,882,993	188,358,071
Options	2,088,668	4,643,357	2,679,700	9,411,725
Other (f.i.: Interest rate swaps)	59,834,583	72,908,470	46,203,293	178,946,346
Exchange-traded products	174,598	0	0	174,598
Options	0	0	0	0
Other (f.i.: Futures)	174,598	0	0	174,598
Securities related contracts	1,188,338	2,405,712	1,128,809	4,722,859
OTC products	815,252	2,404,208	1,128,809	4,348,269
Options	568,057	1,662,907	322,640	2,553,604
Other (f.i.: Stock swaps)	247,195	741,301	806,169	1,794,665
Exchange-traded products	373,085	1,504	0	374,589
Options	132,236	859	0	133,096
Other (f.i.: Futures)	240,849	645	0	241,494
Currency contracts	58,682,727	12,579,765	2,158,386	73,420,879
OTC products	58,635,380	12,579,765	2,158,386	73,373,531
Options	1,482,280	294,438	0	1,776,718
Other (f.i.: Currency swap)	57,153,100	12,285,327	2,158,386	71,596,813
Exchange-traded products	47,348	0	0	47,348
Options	0	0	0	0
Other (f.i.: Futures)	47,348	0	0	47,348
Credit derivatives	292,853	1,434,383	32,780	1,760,017
OTC products	292,853	1,434,383	32,780	1,760,017
Credit Default Options	0	0	0	0
Other (f.i.: Credit Default Swaps)	292,853	1,434,383	32,780	1,760,017
Exchange-traded products	0	0	0	0
Options	0	0	0	0
Other	0	0	0	0
Commodity contracts	16,289	0	0	16,289
OTC products	0	0	0	0
Options	0	0	0	0
Other (f.i.: Commodity swaps)	0	0	0	0
Exchange-traded products	16,289	0	0	16,289
Options	0	0	0	0
Other (f.i.: Futures)	16,289	0	0	16,289
Other	14,000	77,500	879,858	971,358
OTC products	14,000	77,500	879,858	971,358
Options	2,000	52,500	165,000	219,500
Other (f.i.: Inflation swaps)	12,000	25,000	714,858	751,858
Exchange-traded products	0	0	0	0
Options	0	0	0	0
Other	0	0	0	0
Total	122,292,056	94,049,188	53,082,826	269,424,071
OTC products	121,680,736	94,047,684	53,082,826	268,811,247
Exchange-traded products	611,320	1,504	0	612,824

The presentation of the nominal values from securities related contracts was improved in 2021. The prior year values from securities related contracts were adjusted from EUR 16,976,798 thousand to EUR 4,722,859 thousand. The same is true for the total values and values thereof.

28. Derivative financial instruments and fixed-asset financial instruments

Derivative financial instruments

Dec 21 in EUR	Notional amount		Carrying amount Assets (+) / Liabilities (-)	Fair Value	
		thereof sells		Positive	Negative
Interest rate contracts	187,045,317,620.78	4,133,969,261.84	217,556,838.79	4,398,375,645.18	-4,092,678,878.86
OTC products	186,838,115,640.91	4,133,969,261.84	217,556,838.79	4,398,375,645.18	-4,092,678,878.86
Options	8,238,530,740.04	4,133,969,261.84	26,627,010.00	140,554,611.32	-113,606,998.95
Other (f.i.: Interest rate swaps)	178,599,584,900.87		190,929,828.79	4,257,821,033.86	-3,979,071,879.91
Exchange-traded products	207,201,979.87	0.00	0.00	0.00	0.00
Options	0.00	0.00	0.00	0.00	0.00
Other (f.i.: Futures)	207,201,979.87		0.00	0.00	0.00
Securities related contracts	5,099,769,362.75	1,122,503,161.80	42,414,309.48	183,576,602.85	-143,689,374.90
OTC products	4,688,804,934.20	1,051,672,750.72	43,457,391.65	179,684,837.33	-138,754,527.20
Options	2,271,639,901.59	1,051,672,750.72	53,652,948.40	113,601,914.26	-71,359,349.00
Other (f.i.: Stock swaps)	2,417,165,032.61		-10,195,556.75	66,082,923.07	-67,395,178.20
Exchange-traded products	410,964,428.55	70,830,411.08	-1,043,082.17	3,891,765.52	-4,934,847.70
Options	122,166,228.07	70,830,411.08	-1,043,082.17	3,891,765.52	-4,934,847.70
Other (f.i.: Futures)	288,798,200.48		0.00	0.00	0.00
Currency contracts	67,333,765,470.64	673,363,288.02	-67,148,978.86	764,518,670.82	-837,413,918.86
OTC products	67,320,026,937.62	673,363,288.02	-67,148,978.86	764,518,670.82	-837,413,918.86
Options	1,224,303,859.53	673,363,288.02	-2,551,717.70	13,182,319.53	-16,347,409.29
Other (f.i.: Currency swap)	66,095,723,078.09		-64,597,261.16	751,336,351.29	-821,066,509.57
Exchange-traded products	13,738,533.02	0.00	0.00	0.00	0.00
Options	0.00	0.00	0.00	0.00	0.00
Other (f.i.: Futures)	13,738,533.02		0.00	0.00	0.00
Credit derivatives	1,260,842,964.11	25,153,159.10	152,477.36	21,629,496.97	-29,098,550.59
OTC products	1,260,842,964.11	25,153,159.10	152,477.36	21,629,496.97	-29,098,550.59
Credit Default Options	0.00	0.00	0.00	0.00	0.00
Other (f.i.: Credit Default Swaps)	1,260,842,964.11	25,153,159.10	152,477.36	21,629,496.97	-29,098,550.59
Exchange-traded products	0.00	0.00	0.00	0.00	0.00
Options	0.00	0.00	0.00	0.00	0.00
Other	0.00		0.00	0.00	0.00
Commodity contracts	15,807,672.61	0.00	0.00	0.00	0.00
OTC products	0.00	0.00	0.00	0.00	0.00
Options	0.00	0.00	0.00	0.00	0.00
Other (f.i.: Commodity swaps)	0.00		0.00	0.00	0.00
Exchange-traded products	15,807,672.61	0.00	0.00	0.00	0.00
Options	0.00	0.00	0.00	0.00	0.00
Other (f.i.: Futures)	15,807,672.61		0.00	0.00	0.00
Other	981,644,497.45	24,250,000.00	-28,904,741.38	66,787,931.81	-50,451,626.13
OTC products	981,644,497.45	24,250,000.00	-28,904,741.38	66,787,931.81	-50,451,626.13
Options	217,500,000.00	24,250,000.00	145,562.83	145,562.83	0.00
Other (f.i.: Inflation swaps)	764,144,497.45		-29,050,304.21	66,642,368.98	-50,451,626.13
Exchange-traded products	0.00	0.00	0.00	0.00	0.00
Options	0.00	0.00	0.00	0.00	0.00
Other	0.00		0.00	0.00	0.00
Total	261,737,147,588.34	5,979,238,870.76	164,069,905.39	5,434,888,347.63	-5,153,332,349.34
thereof external/internal deals					
External	239,687,977,010.53	5,442,358,722.56	386,574,765.56	4,704,738,238.95	-4,423,182,240.12
Internal	22,049,170,577.81	536,880,148.20	-222,504,860.17	730,150,108.68	-730,150,109.22
thereof OTC/Exchange-traded products					
OTC products	261,089,434,974.29	5,908,408,459.68	165,112,987.56	5,430,996,582.11	-5,148,397,501.64
Exchange-traded products	647,712,614.05	70,830,411.08	-1,043,082.17	3,891,765.52	-4,934,847.70
thereof trading book/banking book					
Trading book	237,533,809,459.78	5,632,777,335.65	231,936,712.50	4,772,528,668.96	-4,757,813,261.23
Banking book	24,203,338,128.56	346,461,535.11	-67,866,807.11	662,359,678.67	-395,519,088.11
thereof hedges	23,488,208,128.56	131,331,535.11	-55,288,935.51	662,359,678.67	-383,157,609.22

The presentation of nominal values was made without offsetting the transactions with central counterparties.

The carrying amounts for derivatives are shown in the balance sheet following the balancing of transactions with central counterparties. The balancing includes derivatives classified as assets or liabilities, as well as cash collateral taken to cover market values of still outstanding derivatives. The extent of the net carrying amounts is included either under other assets or other liabilities.

Fair values for options are calculated using recognised option pricing models. Amongst others, the valuation models include the Black-Scholes model, binomial model, Hull-White model, local volatility model and Vanna-Volga model.

Dec 20 in EUR thousand	Notional amount		Carrying amount Assets (+) / Liabilities (-)	Fair Value	
		thereof sells		Positive	Negative
Interest rate contracts	188,532,669	4,964,346	311,394	5,081,881	-4,157,406
OTC products	188,358,071	4,964,346	311,394	5,081,881	-4,157,406
Options	9,411,725	4,964,346	12,321	287,519	-274,473
Other (f.i.: Interest rate swaps)	178,946,346		299,073	4,794,362	-3,882,933
Exchange-traded products	174,598	0	0	0	0
Options	0	0	0	0	0
Other (f.i.: Futures)	174,598		0	0	0
Securities related contracts	4,722,859	1,211,299	16,621	141,618	-165,515
OTC products	4,348,269	1,134,920	17,238	140,075	-163,354
Options	2,553,604	1,134,920	24,736	105,012	-129,775
Other (f.i.: Stock swaps)	1,794,665		-7,498	35,063	-33,579
Exchange-traded products	374,589	76,379	-618	1,544	-2,161
Options	133,096	76,379	-618	1,544	-2,161
Other (f.i.: Futures)	241,494		0	0	0
Currency contracts	73,420,879	909,934	39,549	865,030	-833,616
OTC products	73,373,531	909,934	39,549	865,030	-833,616
Options	1,776,718	909,934	2,127	17,354	-14,984
Other (f.i.: Currency swap)	71,596,813		37,421	847,676	-818,632
Exchange-traded products	47,348	0	0	0	0
Options	0	0	0	0	0
Other (f.i.: Futures)	47,348		0	0	0
Credit derivatives	1,760,017	23,943	-4,508	25,564	-33,006
OTC products	1,760,017	23,943	-4,508	25,564	-33,006
Credit Default Options	0	0	0	0	0
Other (f.i.: Credit Default Swaps)	1,760,017	23,943	-4,508	25,564	-33,006
Exchange-traded products	0	0	0	0	0
Options	0	0	0	0	0
Other	0		0	0	0
Commodity contracts	16,289	0	0	0	0
OTC products	0	0	0	0	0
Options	0	0	0	0	0
Other (f.i.: Commodity swaps)	0		0	0	0
Exchange-traded products	16,289	0	0	0	0
Options	0	0	0	0	0
Other (f.i.: Futures)	16,289		0	0	0
Other	971,358	26,250	-41,871	90,678	-68,699
OTC products	971,358	26,250	-41,871	90,678	-68,699
Options	219,500	26,250	15	15	0
Other (f.i.: Inflation swaps)	751,858		-41,886	90,663	-68,699
Exchange-traded products	0	0	0	0	0
Options	0	0	0	0	0
Other	0		0	0	0
Total	269,424,071	7,135,772	321,185	6,204,772	-5,258,241
thereof external/internal deals					
External	245,825,011	6,428,954	647,874	5,264,986	-4,318,454
Internal	23,599,060	706,818	-326,689	939,786	-939,786
thereof OTC/Exchange-traded products					
OTC products	268,811,247	7,059,393	321,802	6,203,228	-5,256,080
Exchange-traded products	612,824	76,379	-618	1,544	-2,161
thereof trading book/banking book					
Trading book	246,262,702	6,809,814	348,522	5,163,400	-4,935,960
Banking book	23,161,369	325,958	-27,337	1,041,372	-322,281
thereof hedges	22,976,214	150,803	-27,238	1,041,372	-322,184

The presentation of the nominal values from securities related contracts was improved in 2021. The prior year values from securities related contracts were adjusted from EUR 16,976,798 thousand to EUR 4,722,859 thousand. The same is true for the total values and values thereof.

The book values are presented in following balance sheet items:

in EUR or in EUR thousand	Dec 21	thereof internal trades	Dec 20
A12 Other assets	2,832,413,865.19	482,037,129.58	3,523,730
A14 Prepayments and accrued income	8,514,217.53	8,095,961.50	6,458
P04 Other liabilities	2,475,200,511.88	568,339,077.02	2,996,151
P05 Accruals and deferred income	201,536,891.10	144,298,874.23	212,761
P06 Provisions	120,774.35	0.00	91

Fixed-asset instruments

In the following table the figures are displayed without contractual interest accruals.

in EUR	Dec 21			
	Carrying amount	Positive fair value	Hidden losses	Hidden reserves
Treasury bills	1,456,244,827.88	1,397,995,039.00	-58,249,788.88	
	3,420,150,206.68	3,606,162,315.00		186,012,108.32
Loans and advances to credit institutions	251,366,152.15	248,994,984.60	-2,371,167.55	
	993,580,900.01	1,008,250,728.03		14,669,828.02
Loans and advances to customers	212,904,871.73	211,877,057.34	-1,027,814.39	
	844,520,699.37	887,623,352.45		43,102,653.08
Debt securities	655,726,924.29	649,508,980.83	-6,217,943.46	
	1,575,891,570.52	1,616,700,652.05		40,809,081.53
Shares and other non-fixed-income securities	748,600,000.00	737,735,571.73	-10,864,428.27	
	257,470,261.92	330,409,529.39		72,939,267.47
Financial instruments carried as fixed assets	3,324,842,776.05	3,246,111,633.50	-78,731,142.55	
	7,091,613,638.50	7,449,146,576.92		357,532,938.42

in EUR thousand	Dec 20			
	Carrying amount	Positive fair value	Hidden losses	Hidden reserves
Treasury bills	70,343	69,902	-441	
	3,998,031	4,321,166		323,134
Loans and advances to credit institutions	181,478	181,223	-255	
	893,134	914,028		20,894
Loans and advances to customers	405,463	402,380	-3,084	
	776,140	841,718		65,578
Debt securities	166,499	166,012	-487	
	1,875,896	1,962,292		86,396
Shares and other non-fixed-income securities	300,000	297,806	-2,194	
	803,477	812,271		8,794
Financial instruments carried as fixed assets	1,123,784	1,117,324	-6,460	
	8,346,679	8,851,475		504,796

Assets were not impaired, since impairment is not presumed to be permanent. No permanent impairment of value is expected due to the decline in the fair value resulting from changed market interest rates. The fair value is the amount that could be obtained in an active market through the sale of a financial instrument, or correspondingly the amount that would be payable for its purchase. Market prices were used to determine fair value where available. Where no market price was available, valuation models were used, particularly the net present value method.

29. Market value for securities in inactive markets

Erste Group Bank AG calculates theoretical prices for securities in an inactive market. A market is assumed to be inactive when prices for the relevant security are formed only sporadically, there is only small-volume trading or no current prices are available.

Of the securities allocated to trading on stock exchanges and valued to market price, theoretical prices were used for the following volumes.

In the following tables the figures are shown without contractual interest accruals:

Carrying amount of securities not marked on the basis of market prices in EUR	Fair value on the basis of the price in the inactive market	Difference 2021
220,413,598.24	197,801,026.87	-22,612,571.37

Carrying amount of securities not marked on the basis of market prices in EUR thousand	Fair value on the basis of the price in the inactive market	Difference 2020*
165,866	153,830	-12,036

*Prior year adapted by retained covered bonds in current assets

The last available rates are used as rates for inactive markets. Of the differential amount in the reporting year in the value of EUR 22,612,571.37 (prior year adapted by retained covered bonds in current assets: EUR 12,036 thousand), EUR 23,095,152.04 (prior year: EUR 11,305 thousand) can be attributed to a zero-coupon bond (for which the last available market price dates from 2001) with a term of 30 years, from which further nominal values were acquired in the financial year 2021.

30. Reclassification in securities positions

In 2021 no need for reclassification of security positions to the current asset portfolio occurred.

31. Hedging transactions

Erste Group Bank AG uses interest swaps, currency swaps, credit derivatives and options in order to hedge against the market risk (interest-change risk and price risk) from balance sheet assets (bonds, long-term repurchase agreements on asset side) and liabilities (own issues) either individually or as a group.

Derivatives are used as specified by the hedging strategy in accordance with the Commercial Code (UGB) to hedge the fair value of underlying transactions (e.g. by swapping fixed for variable interest payments) and thereby reducing the interest rate risk of Erste Group Bank AG to the level defined under the interest risk strategy.

in EUR	Dec 21	Dec 20	Change
Fair Value Hedge			
Positive market value fair value hedge	547,537,765.95	856,876,528.55	-309,338,762.60
Negative market value fair value hedge	-279,709,184.11	-211,266,436.65	-68,442,747.46

The table above represents the proportion of the fair value (Dirty Price) of derivatives in a hedging relationship that were not recognized in the balance sheet (prior to netting). As of 31 December 2021, fair value hedges with maturity up to 2051 were held.

The Commercial Code hedging efficiency measurement is carried out for Erste Group Bank AG for the year 2021 in form of a critical terms match.

For derivatives in the banking book, compensation fees had to be paid in connection with the change to the reference rates (change EONIA to €STR and CHF LIBOR to SARON). These were immediately recognised in profit and loss (other operating income and expenses). These compensation fees were not significant.

There are 35 hedging derivatives with USD-LIBOR interest rates with a notional value of EUR 253,593,684.48 that serve hedging the fair value of several issues. A further 77 hedging derivatives with USD-LIBOR interest rates with a notional value of EUR 273,476,955.68 serve to hedge the fair value of bonds held as assets. These hedging relationships with transaction terms lasting beyond 30 June 2023 are currently subject to uncertainty in connection with the exact structure of the successor rate.

32. Consideration of CVA/DVA in derivative valuation

Credit value adjustments (CVA) for counterparty default risk and debt value adjustments (DVA) for own credit risk are applied for all OTC derivatives. The CVA adjustment depends on the expected positive exposure and the counterparty's credit worthiness. DVA is determined by the expected negative exposure and by the credit quality of Erste Group Bank AG. The calculation of expected exposure is based on a

model that relies on replicated options and on a Monte Carlo simulation, respectively, the probability of default is based on market-based information. No CVA was recognised for counterparties fully backed by Credit support annex – agreements (CSA).

For portfolios that are marked-to-market, both a CVA and a DVA in the amount of EUR -4,714,822.51 (prior year: EUR -7,125 thousand) and EUR 2,141,003.20 (prior year: EUR 1,712 thousand), respectively, were recognised. For the banking book portfolio as in prior years no CVA (prior year: EUR 0 thousand) was recognised, due to the fact that hedging transactions are carried out via a central counterparty whereby trades are collateralised.

33. Risk provisions

Changes in risk provisions (loans and advances to credit institutions and to customers, receivables and similar financial instruments to credit institutions, receivables and similar financial instruments to customers, and contingent liabilities):

in EUR or in EUR thousand	Dec 21	Dec 20
Opening balance	420,811,317.56	204,147
Allocations / Releases (-)	21,722,453.78	234,403
Use	-38,285,991.37	-14,358
Reclassification	0.00	0
Exchange rate changes	8,385,494.23	-3,381
Closing balance	412,633,274.20	420,811

34. Contingent liabilities

Within the off-balance item contingent liabilities in the amount of EUR 4,455,783,051.13 (prior year: EUR 3,753,048 thousand) necessary provisions were deducted. The largest part of the amount totalling EUR 4,116,054,481.33 (prior year: EUR 3,185,793 thousand) relates to liabilities and guarantees from collateralization. This amount also includes comfort letters in the amount of EUR 440,247,600.00 (prior year: EUR 454,125 thousand). A large part of this sum totalling EUR 309,186,648.00 (prior year: 324,968 thousand) was issued by Erste Group Bank AG in 2015 for affiliated companies in case they do not meet their rent payment obligations for the Erste Campus. Moreover, this item also includes credit derivatives in the amount of EUR 339,728,569.80 (prior year: EUR 567,255 thousand).

35. Credit Risk

There is credit risk in the amount of EUR 11,340,691,693.82 (prior year: EUR 9,638,806 thousand) primarily for loan and guarantee commitments which have not yet been exercised. These amounts are net of the appropriate provisions.

36. Gross income – regional breakdown

Gross income of Erste Group Bank AG was broken down as follows (according to the location of branches):

in EUR or in EUR thousand	1-12 21			1-12 20		
	Domestic	Abroad	Total	Domestic	Abroad	Total
Interest and similar income	1,977,779,049.12	66,529,668.69	2,044,308,717.81	1,985,207	113,411	2,098,618
Income from securities and participating interests	703,510,522.95	0.00	703,510,522.95	421,312	0	421,312
Commission income	194,101,060.51	81,539.05	194,182,599.56	171,391	454	171,844
Net profit or loss on financial operations	9,540,953.08	4,623,917.23	14,164,870.31	-3,496	-1,271	-4,767
Other operating income	87,018,491.43	2,900,559.16	89,919,050.59	89,562	2,251	91,813
Gross income	2,971,950,077.09	74,135,684.13	3,046,085,761.22	2,663,976	114,845	2,778,821

37. Net interest income

Erste Group Bank AG recognises negative interest charged on loans from money market claims, particularly with central banks (assets) in the amount of EUR 169,162,428.11 (prior year: EUR 71,342 thousand) under interest and similar expenses and negative interest paid for deposits particularly with central banks (liabilities) in the amount of EUR 213,007,313.55 (prior year: EUR 69,126 thousand) as interest and similar income.

38. Income from participating interests and shares in affiliated companies

The balance sheet item income from participating interests and shares in affiliated companies includes EUR 145,767,306.20 (prior year: EUR 268,274 thousand) and the balance sheet item extraordinary income includes EUR 15,545,000.00 (prior year: EUR 0 thousand) from group members, which are subsidiaries belonging to the fiscal group of Erste Group Bank AG within the framework of the group taxation regulations which came into power in 2005.

39. Other operating income

Other operating income of EUR 89,919,050.59 (prior year: EUR 91,813 thousand) included income from personnel and other administrative expenses passed on to group members in the value of EUR 81,228,234.59 (prior year: EUR 70,587 thousand).

40. Personnel expenses

In terms of personnel expenses, expenses for severance payments and payments to severance-payment funds included expenses for severance payments in the amount of EUR 841,595.65 (prior year: income EUR 12,419 thousand).

Expenses for pensions are accounted for as follows:

- _ Costs for defined pension payments in the amount of EUR -3,547,104.70 (prior year: EUR 17,957 thousand) as income from the release of pension provisions and interest expenses in the amount of EUR 1,932,937.18 (prior year: EUR 4,051 thousand) as interest costs;
- _ Costs for pension fund contributions in the amount of EUR 6,099,760.69 (prior year: EUR 9,648 thousand) also as personnel costs.

41. Other administrative expenses

Other administrative expenses include fees paid for auditing and tax advisory services. The table below lists the fees or charges charged by the external auditors (Sparkassen-Prüfungsverband and PwC Wirtschaftsprüfung GmbH):

in EUR or in EUR thousand	1-12 21	1-12 20
Fees charged for auditing the financial statements	2,879,714.00	2,710
Fees charged for audit-related services	1,454,723.00	1,204
Fees charged for tax advisory services	4,630.00	0
Fees charged for other services	83,590.00	5
Total	4,422,657.00	3,919

As statutory auditors, Sparkassen-Prüfungsverband (auditing agency) provided auditing services for affiliated companies of Erste Group Bank AG in the value of EUR 5,709,507.81 (prior year: EUR 5,343 thousand). Other advisory services were charged to other affiliated companies in the value of EUR 40,468.89 (prior year: EUR 18 thousand). The amount charged for other services for affiliated companies came up to EUR 0.00 (prior year: EUR 2 thousand).

PwC Wirtschaftsprüfung GmbH provided auditing services for affiliated companies of Erste Group Bank AG in the value of EUR 561,038.50 (prior year: EUR 682 thousand). Other advisory services were charged to other affiliated companies in the value of EUR 202,800.00 (prior year: EUR 289 thousand).

42. Other operating expenses

Other operating expenses amounting to EUR 31,755,158.32 (prior year: EUR 32,363 thousand) primarily concerned expenses for the Recovery & Resolution fund in the amount of EUR 28,104,685.26 (prior year: EUR 23,595 thousand) as well as expenses for the Operational Risk Insurance Programme in the value of EUR 6,864,468.44 (prior year: EUR 6,549 thousand).

43. Value adjustments as well as results from purchases and sales in respect of participating interests and shares in affiliated companies

In 2021, the balance from value adjustments as well as results from sales of participating interests and shares in affiliated companies resulted in a write-up of EUR 1,001,077,939.51 (prior year: write-off EUR 9,460 thousand). This was largely attributable to the write-up of Banca

Comercială Română S.A. at EUR 743,700,265.63 (prior year: EUR 129.859 Tsd) as well as the write-up of Erste Bank Hungary Zrt.at EUR 266,500,000.00 (prior year: write-off EUR 84,300 thousand).

For group members (subsidiaries that are considered a tax group with Erste Group Bank AG under the group taxation regulations of 2005) revaluation requirements in the amount of EUR 4,750,000.00 (prior year: EUR 87,875 thousand) and write-ups amounting to 4,000,000.00 (prior year: EUR 0 thousand) are included in this item. As in the prior year, no group members were sold in the reporting year.

44. Taxes on profit and loss

The item taxes on profit or loss shows income amounting to EUR 202,068,489.57 (prior year: expense EUR 10,945 thousand). This includes income in the amount of EUR 97,908,322.10 (prior year: income EUR 63,305 thousand) from the current tax allocation, income of EUR 772,730.78 (prior year: income EUR 734 thousand) from the retroactive accounting of the prior years according to section 9 Corporate Tax Act (Körperschaftsteuergesetz) on group taxation, as well as an income of EUR 158,518,612.40 (prior year: expense EUR 70,444 thousand) from deferred tax assets. For current corporate income tax to the Austrian tax authority, an expense amounting to on EUR 55,600,000.00 (prior year: EUR 0 Tsd) was recorded.

Since 2005, Erste Group Bank AG and its main domestic subsidiaries have formed a tax group in accordance with section 9 Corporate Tax Act, with Erste Group Bank AG as parent of the group ("Gruppenträger"). Group and tax equalisation agreements were concluded with all affiliated companies. Under these agreements, affiliated companies allocate amounts equivalent to the corporation tax on taxable profits to Erste Group Bank AG. Since tax losses from prior years are recorded and offset against their current tax liability by the affiliated companies themselves, there is no obligation to make tax allocation payments to Erste Group Bank AG. Moreover, Erste Group Bank AG undertakes to make compensatory payments for any tax losses utilised up to that point to any affiliated companies leaving the Group.

Foreign income tax and other foreign income-related taxes were expenses of EUR 46,191.02 (prior year: EUR 7,146 thousand).

45. Other taxes

The balance sheet item other taxes not shown under item 18 in the amount of EUR 1,399,680.14 (prior year: EUR 18,1211 thousand) includes the bank levy to the amount of EUR 929,155.79 (prior year: EUR 17,019 thousand). Due to the annual deficit in 2020, section 4 Z 3 StabAbgG (minimum contribution) applies for the calculation of the bank levy.

46. Branches on a consolidated basis

Dec 21 Business Branches Country of domicile	Commercial lending to foreign banks, leasing companies and sovereign debtors			Institutional sales- business
	London Great Britain	New York USA	Hong Kong China	Berlin, Stuttgart Germany
Net interest income in EUR	-48,754.37	35,773,702.16	12,337,516.49	-2,030.34
Operating result in EUR	2,396,754.29	37,429,192.19	9,233,697.48	-1,593.92
Headcount / as of reporting date	0	22	24	12
Profit or loss from ordinary activities in EUR	198,716.95	36,315,343.39	2,185,653.38	-3,379,846.83
Taxes on income in EUR	0.00	-1,227,095.57	723,109.38	-31,789.24
Public benefits received	None	None	None	None

Erste Group Bank AG closed London branch as of 30. June 2021.

Dec 20 Business Branches Country of domicile	Commercial lending to foreign banks, leasing companies and sovereign debtors			Institutional sales-business
	London Great Britain	New York USA	Hong Kong China	Berlin, Stuttgart Germany
Net interest income in EUR	16,609,885.21	22,388,561.31	20,977,751.45	-635.38
Operating result in EUR	18,758,918.42	22,652,859.62	20,259,747.98	526.23
Headcount / as of reporting date	26	21	24	12
Profit or loss from ordinary activities in EUR	2,052,478.57	-3,603,503.09	13,302,669.38	-3,287,197.62
Taxes on income in EUR	124,286.61	-5,788,486.82	-1,948,391.10	-33,509.34
Public benefits received	None	None	None	None

47. Return on assets

Profit or loss for the year after tax before changes in reserves expressed in proportion to the average total assets was at balance sheet date 2.2% in 2021 (prior year: -0.2%).

48. Events after balance sheet date

In January 2022 the Austrian National Assembly decided an ecosocial tax reform which includes a gradual reduction in corporate tax rates from 25% to 23% (2023: 24%, from 2024: 23%). As the approval of the tax reform was taking place after the balance date, the Austrian deferred tax assets and liabilities as at 31 December 2021 were still calculated with a fixed corporate income tax rate of 25%. The application of the reduced corporate tax rates (2023: 24%, from 2024: 23%) would result in lower deferred tax assets in the amount of approximately EUR 12 million.

At 27 February 2022, the European Central Bank (ECB) has assessed that Sberbank Europe AG and its two subsidiaries in the banking union, Sberbank d.d. in Croatia and Sberbank banka d.d. in Slovenia, are failing or likely to fail. As a consequence, the possible activation of national or European deposit insurance and resolution systems might have financial impacts on Erste Group. Any resulting financial effects cannot be assessed at the current point in time.

D. INFORMATION ON BOARD MEMBERS AND EMPLOYEES

Employees

The average number of employees at Erste Group Bank AG (weighted, excluding employees on leave and management board members) was 1,865 during the financial year 2021 (prior year: 1,948).

In 2021, 140 employees (prior year: 159) worked at other companies against reimbursement of expenses. The reimbursement costs of EUR 17,466,249.18 (prior year: EUR 19,263 thousand) are included in other operating income.

Bodies

Neither in 2021 nor in the previous year did Erste Group Bank AG grant loans directly to members of the board or supervisory board.

Board members

Remuneration paid to board members, who left during this financial year, is reported as active board members.

Remuneration of management and supervisory board members

The following table displays the total remuneration of the management board and the supervisory board. This was recognised on an accrued basis. The amounts indicated correspond to the expected payments on the balance sheet date and can deviate from those amounts, which are actually paid out.

The distribution of remuneration to active members of the management and supervisory boards is as follows:

in EUR or in EUR thousand	1-12 21			1-12 20		
	Management Board	Supervisory Board	Total	Management Board	Supervisory Board	Total
Short-term benefits	6,539,291.05	1,608,716.00	8,148,007.05	5,952	1,636	7,588
Post-employment benefits	1,622,384.66	0.00	1,622,384.66	889	0	889
Other long-term benefits	764,790.21	0.00	764,790.21	7	0	7
Termination benefits	0.00	0.00	0.00	0	0	0
Share-based payments	4,779,197.82	0.00	4,779,197.82	4,421	0	4,421
Total	13,705,663.74	1,608,716.00	15,314,379.74	11,270	1,636	12,906

Short-term benefits

This category includes salaries, payments in kind, social security contributions and other short-term benefits. These also include variable remuneration components, which are paid in cash within a year. The supervisory board remuneration indicated includes supervisory board remuneration, attendance fees and remuneration for serving on the boards of affiliated companies.

Post-employment benefits

The members of the management board participate in the defined contribution pension plan of Erste Group Bank AG according to the same principles as the employees of the Group (see Annex chapter C point 16). Termination benefits primarily include contributions paid to pension funds and employee provision funds.

Other long-term benefits

These primarily include variable remuneration components, which are paid in cash only after a year and distributed over several years. Moreover, expenses for provisions for jubilee benefits (see Annex chapter C point 16) are presented in this category.

Share-based payments

This category includes expenses for share-based variable compensation components.

The outstanding amount for variable compensation components to members of the Management Board as of 31 December 2021 amounts to EUR 12,936,652.37 (previous year: EUR 8,697 thousand). This amount includes amounts from the Long Term Incentive Plan (LTI) program (for the performance year 2021) as well as tranches not yet disbursed from the phantom share program (for performance years before 2020).

The members of the management board of Erste Group Bank AG were granted a total compensation of 0.5% (previous year: 0.4%) of Erste Group's total personnel expenses for their activities in the financial year.

Total remuneration of EUR 4,741,618.22 (previous year: EUR 9,205 thousand) was granted to former board members and their surviving dependents in the financial year 2021 and 83,868 (previous year: 83,569) share equivalents were awarded.

The total expense recognised during the reporting period arising from share-based payment transactions amounts to EUR 15,333,706.45, thereof EUR 3,195,660.37 relate to equity-settled share-based payment transactions. At the end of the reporting period the provision arising from share-based payment transactions amounts to EUR 27,296,585.01. The intrinsic value of the provision is EUR 31,148,835.01.

Share-based payment for the Management Board of Erste Group Bank AG

In 2021, a new remuneration plan in shares applies to the Executive Board of Erste Group Bank AG. The plan comprises short-term and long-term variable remuneration components. The total amount of variable compensation is determined in the following year by a resolution of the Supervisory Board.

Upfront share-based remuneration

20% of the bonus will be converted into shares on the date of this Supervisory Board resolution and is transferred to the participant's securities deposit after one year.

Deferred share-based remuneration

30% of the bonus is converted into performance share units (PSUs) on the day of the Supervisory Board resolution using the average share price of the last 30 trading days (Long Term Incentive Plan). A PSU represents an unsecured, conditional right to receive shares of Erste Group Bank AG in the future. In the following five years, the initial number of PSUs is adjusted in a range from 120% to 0% to the group's performance based on performance criteria, which will be determined by the Supervisory Board. The final number of PSUs corresponds to the number of shares, which is transferred to the participant's securities deposit after a retention period of another year.

The shares and PSUs granted are equity-settled share-based payments that vest by the end of the performance year. The share-based payments are recognized at the fair value of the shares or PSUs at the grant date, i.e., the date when the parties on both sides have a common understanding of all the terms and conditions. The determination of the grant date requires the judgment of all circumstances. As the Supervisory Board has significant discretionary powers in connection with the assessment of performance in the performance year, the grant date is the date of the Supervisory Board's resolution on the bonus awarded for the past performance year.

For the performance year 2021, it is expected that 26,012 shares and 39,019 PSUs will be granted to participants. The fair value of PSUs on the measurement date is calculated based on a Monte Carlo simulation model considering the achievement level of Erste Group performance over the next five years and the share price of Erste Group Bank AG. The estimated fair value on the balance sheet date is EUR 2,424,181.13. Personnel expenses of EUR 2,424,181.13 and a corresponding reserve for share-based remuneration was recognised.

Phantom shares program

Erste Group Bank AG awards selected employees every year a bonus for services rendered in the past year (vesting period). If the individual bonus exceeds a certain limit, the final payout amount of at least 25% depends on the development of the average, volume-weighted, daily price of Erste Group shares in subsequent years (phantom share program). The share equivalents (phantom shares) are divided into several tranches, which differ in the duration of the observation period for the development of the Erste Group share price.

The phantom share program meets the criteria for cash-settled share-based payments in accordance with AFRAC 3.

The estimated fair value of variable compensation for share equivalents is recognised in profit or loss. The provision for stock equivalents that have not yet been paid out is continuously measured at fair value until payment is made. Fair value changes and changes of the final allocation in subsequent years are recognised in profit or loss. The fair values of the share equivalents for the respective payout year are determined using an option pricing model (Black-Scholes model). The main parameters are the share price of the Erste Group Bank AG on the balance sheet date and the dividend payments expected until payment.

For 2021, it is expected that 58,407 share equivalents with a fair value of EUR 2,217,842.42 will be granted to eligible employees. The total expense recognised in the reporting period for the phantom share program amounts to EUR 12,138,046.08, the carrying amount of the provision as at the balance sheet date is EUR 27,296,585.01. The intrinsic value of the provision from unpaid share equivalents is EUR 31,148,835.01.

Employee share program

Employees, who had an active employment relationship with Erste Group for at least 6 months on the balance sheet date, will receive free shares of Erste Group Bank AG in an amount equivalent to EUR 350.00 net, provided that the Annual General Meeting of 2022 decides to distribute dividends. The expected number of free shares, which are granted under this program for the period, is 18,920. Based on the number of entitled employees, personnel expenses in the amount of EUR 771,479.24 were recorded and a corresponding reserve for share-based remuneration was created.

Supervisory board members

The supervisory board consists of at least three and a maximum of fourteen members elected in the annual general meeting. Unless the annual general meeting has determined a shorter term of the mandate for individual, several or all supervisory board members on the occasion of their appointment, the term of office of the members of the supervisory board ends at the close of the annual general meeting that resolves on the approvals of their actions for the fourth financial business year following their election; re-election is permitted. In addition, membership of the supervisory board ceases upon death, revocation, resignation or in the event of a defined impediment. Revocation requires a majority of three quarters of valid votes cast and a majority of three-quarters of the registered capital represented at the time of the resolution.

Breakdown of supervisory board remuneration

Pursuant to the decision passed at the annual general meeting of 24 May 2018, the supervisory board adopted in its constituent meeting the following yearly remuneration structure for the financial year 2017 and the following years:

in EUR	Number	Allowance per person	Total allowance
Chairman	1	150,000.00	150,000.00
1st Vice Chairmen	1	90,000.00	90,000.00
2nd Vice Chairmen	1	80,000.00	80,000.00
Members	9	60,000.00	540,000.00
Total	12		860,000.00

In addition, the chairmen of the risk, audit and IT committee each receive further annual compensation of EUR 10,000.00 (prior year: EUR 10 thousand) and the chairmen of the remuneration and nomination committee each receive further annual compensation of EUR 5,000.00 (prior year: EUR 5 thousand).

The additional attendance fee to be paid to the members of the Supervisory Board was set at EUR 1,000 per meeting of the Supervisory Board or one of its committees

Erste Group Bank AG did not conclude other legal transactions with its members of the supervisory board.

Transactions and shares held by management board and supervisory board members

The tables below provide information on Erste Group Bank AG shares held by management board and supervisory board members as well as transactions carried out with Erste Group Bank AG shares (numbers of shares). Erste Group Bank AG shares held by management board and supervisory board members, whose office term began or ended during the financial year, as at the date of inception or termination of their term in office were recognised as additions or disposals.

Management board member	As of 31 December 2020	Additions	Disposals	As of 31 December 2021
Bleier Ingo	3,111	0	0	3,111
Dörfler Stefan	1,500	0	0	1,500
Habeler-Drabek Alexandra	72	0	0	72
O'Mahony David	0	0	0	0
Poletto Maurizio	0	0	0	0
Schaufler Thomas (bis 31. Oktober 2021)	0	815	815	0
Spalt Bernhard (Vorsitzender)	10,000	5,000	0	15,000

Supervisory board members did not receive any options on Erste Group Bank AG shares for exercising their mandate.

Members of the supervisory board	As of 31 December 2020	Additions	Disposals	As of 31 December 2021
Bulach Matthias	0	0	0	0
Egerth-Stadlhuber Henrietta	0	0	0	0
Gual Solé Jordi	0	0	0	0
Haag Markus	176	0	0	176
Haberhauer Regina	188	0	0	188
Hardegg Maximilian	240	0	0	240
Homan Jan	4,400	0	0	4,400
Khüny Marion	0	0	0	0
Krainer Senger Weiss Elisabeth	0	0	0	0
Lachs Andreas	0	0	0	0
Pichler Barbara	309	0	0	309
Pinter Jozef	0	0	0	0
Rödler Friedrich (Vorsitzender)	2,502	0	0	2,502
Santner Friedrich	0	0	0	0
Schuster Michael (ab 19. Mai 2021)	0	0	0	0
Simor András	0	0	0	0
Stack John James (bis 19. Mai 2021)	32,761	0	0	32,761
Sutter-Rüdisser Michèle F.	0	0	0	0
Zeisel Karin	38	0	0	38

Persons related to management board or supervisory board members held 111 pieces of Erste Group Bank AG shares as of 31 December 2021 (prior year: 111 pc.).

Severance payments and pensions

Income for severance payments and pensions for members of the management board and managers amounted to EUR 1,905,720.25 (prior year: expense EUR 2,110 thousand). Expenses for severance payments and pensions for other employees amounted to EUR 7,930,356.60 (prior year: EUR 40,719 thousand). Expenses for surviving dependents and pensioners are included in the reported amounts. In accordance with section 239 (2) Commercial Code, statements regarding members of the executive and supervisory boards are disclosed separately in the annex.

E. APPROPRIATION OF PROFIT

At the annual general meeting, the board will suggest that a dividend be paid to the shareholders from the total net retained earnings in the amount of EUR 1.60 per share (prior year: EUR 1.50 per share paid in two instalments at EUR 0.50 per share on 27 May 2021 and EUR 1.00 per share on 2 December 2021). The amount blocked according to section 235 (1) Commercial Code is EUR 0.00 (prior year: EUR 0 thousand).

F. APPENDIX 1: MANAGEMENT BODIES OF ERSTE GROUP BANK AG AS OF 31 DECEMBER 2021

Supervisory board

Position	Name	Year of birth	Occupation	Date of initial appointment	End of the current period of office
Chairman	Rödler Friedrich	1950	Auditor and tax advisor	4 May 2004	AGM 2022
1st Vice Chairman	Homan Jan	1947	General Manager, ret.	4 May 2004	AGM 2022
2nd Vice Chairman	Hardegg Maximilian	1966	Entrepreneur	12 May 2015	AGM 2025
Member	Bulach Matthias	1976	Head of Financial Accounting, Control and Capital	15 May 2019	31 December 2021
Member	Egerth-Stadlhuber Henrietta	1971	General Manager	26 June 2019	AGM 2022
Member	Gual Solé Jordi	1957	Chairman Board of Directors, Caixa Bank	17 May 2017	31 December 2021
Member	Khüny Marion	1969	Advisor	17 May 2017	AGM 2022
Member	Krainer Senger-Weiss Elisabeth	1972	Lawyer	21 May 2014	AGM 2024
Member	Santner Friedrich	1960	General Manager	10 November 2020	AGM 2023
Member	Schuster Michael	1980	General Manager	19 May 2021	AGM 2024
Member	Simor András	1954	Senior Vice President, EBRD i.R.	10 November 2020	AGM 2023
Member	Stack John James	1946	CEO i.R.	31 May 2007	19 May 2021
Member	Sutter-Rüdisser Michèle F.	1979	Honorary Professor, University of St. Gallen	15 May 2019	AGM 2022
Delegated by the employees' council					
Member	Haag Markus	1980		21 November 2011	11 January 2022
Member	Haberhauer Regina	1965		12 Mai 2015	Until further notice
Member	Lachs Andreas	1964		9 August 2008	Until further notice
Member	Pichler Barbara	1969		9 August 2008	Until further notice
Member	Pinter Jozef	1974		25 June 2015	Until further notice
Member	Zeisel Karin	1961		9 August 2008	Until further notice

Representatives of the supervisory authority

Name	Position
Bartsch Wolfgang	State Commissioner
Kremser Michael	Deputy State Commissioner.
Niedrist Clemens	
Wolfgang	State Controller for Premium Reserve
Moser Erhard	Deputy State Controller for Premium Reserve
Kienzl Irene	Trustee under the Mortgage Bank Act (Hypothekenbank- und Pfandbriefgesetz)
Offner Gabriela	Deputy trustee under the Mortgage Bank Act

Management board

Board member	Year of birth	Date of initial appointment	End of current period of office
Spalt Bernhard (Vorsitzender)	1968	1 July 2019	30 June 2023
Bleier Ingo	1970	1 July 2019	30 June 2026
Dörfler Stefan	1971	1 July 2019	31 December 2023
Habeler-Drabek Alexandra	1970	1 July 2019	31 December 2023
O'Mahony David	1965	1 January 2020	31 December 2022
Poletto Maurizio	1973	1 January 2021	31 December 2023
Schauffer Thomas	1970	1 January 2021	31 October 2021

Vienna, February 28, 2022

Management board

Bernhard Spalt mp
Chairman

Ingo Bleier mp
Member

Stefan Dörfler mp
Member

Alexandra Habeler-Drabek mp
Member

David O'Mahony mp
Member

Maurizio Poletto mp
Member

IV. Management Report

ECONOMIC ENVIRONMENT

The global economy experienced an exceptionally strong recovery in 2021, despite temporary pandemic-related lockdown measures imposed by most countries around the globe. This recovery was characterised by sharp rebounds of most of the major economies, most notably the United States, owing to substantial fiscal support. In many emerging markets and developing economies a slower pace of vaccination – often linked to later availability – and a partial withdrawal of macroeconomic support offset some of the benefits of strengthening external demand and elevated commodity prices. Among emerging and developing markets, China and India again outperformed other major economies. Most industries around the globe performed well, but the services sectors struggled to overcome headwinds from the pandemic-induced lockdown measures. Although labour markets recovered at a faster pace than during the global financial crisis, employment remained below its pre-pandemic level. The broad-based global GDP growth was mainly driven by recovering consumption and investments. Manufacturing was constrained by supply chain disruptions, which were temporarily exacerbated by the blockage of the Suez Canal in March 2021 and by the closure of some of the major harbours in China. Supply chain disruptions were also a main driver of inflation in 2021. The sharp rise in consumer goods prices reflected a huge surge in demand, fuelled by stimulus measures, particularly in the United States. Commodity prices have seen a sharp rise with many well above their pre-pandemic levels. Oil demand continued to remain strong. Metal and agricultural prices increased substantially. Overall, global real GDP increased by 5.9%¹

Among the world's major central banks only the Bank of England increased its policy rate in 2021. The Federal Reserve (Fed), the Bank of Japan and the European Central Bank (ECB) left their base rates unchanged throughout the year. While central banks continued their pandemic-era bond buying programmes, both the Fed and the ECB indicated in the second half of the year plans to reduce the monthly asset purchases in the future.

The economic performance of the United States was strong in 2021. The US economy recovered quicker than most advanced economies, supported by greater amounts of fiscal relief. Surging personal income has boosted consumption. The unemployment rate declined significantly to 3.9%². The American Rescue Act, signed in March 2021, offered USD 1.9 trillion in additional fiscal support, bringing the cumulative fiscal relief provided since the beginning of the pandemic to over one-quarter of GDP – an unprecedented level of support in peacetime. The Fed indicated that its expansive monetary policy since the beginning of the pandemic was coming to a close to respond to rising inflation. In December 2021, it announced to end its pandemic-era bond purchases in March 2022, paving the way for interest rate hikes, as policymakers voiced concerns over high inflation against the backdrop of a steady labour market recovery. By the end of 2021, the Fed had bought over USD 4 trillion worth of Treasuries and other securities. Real GDP in the US grew by 5.6%³ in 2021.

The euro area also rebounded with its real GDP growing by 5.2%⁴. France, Italy, and Spain outperformed Germany as the latter was significantly more impacted by shortages of raw materials, intermediate goods, semiconductors, in particular for the automotive industry, but also lumber for the construction sector. Summer tourism was supported by less strict travel restrictions. Households responded to the temporary relaxations of containment measures with spending sprees that propelled private consumption growth in the European Union. Overall, the rebound of economic activity was broad-based, with all components of domestic demand contributing positively. Growth was also supported by improving labour markets. The Recovery and Resilience Facility of the European Commission, coupled with the NextGenerationEU, a fund created in 2020, is the largest stimulus package ever financed in Europe. Surging energy prices, most notably for natural gas and electricity led to higher inflation, prices for electricity and gas increased fivefold in the course of the year and reached new highs in December 2021. The ECB has maintained an accommodative monetary policy. It confirmed to continue its asset purchases under the Pandemic Emergency Purchase Programme (PEPP) until at least the end of March 2022, and net purchases under the asset purchase programme (APP) continued at a monthly pace of EUR 20 billion. Refinancing operations, notably the third series of the targeted longer-term refinancing operations (TLTRO III), continued to provide liquidity to euro area banks to support the flow of credit to households and enterprises. The ECB kept its discount rate at zero throughout 2021.

¹ IMF: [World Economic Outlook Update, January 2022: Rising Caseloads, A Disrupted Recovery, and Higher Inflation \(imf.org\)](#) (Download on 16 February 2022)

² Bureau of Labor Statistics: [The Employment Situation - January 2022 \(bls.gov\)](#), Household Data, p. 8 (Download on 16 February 2022)

³ IMF: [World Economic Outlook Update, January 2022: Rising Caseloads, A Disrupted Recovery, and Higher Inflation \(imf.org\)](#) (Download on 16 February 2022)

⁴ IMF: [World Economic Outlook Update, January 2022: Rising Caseloads, A Disrupted Recovery, and Higher Inflation \(imf.org\)](#) (Download on 16 February 2022)

In line with the European development, Austria experienced an economic rebound in 2021. Due to the rapid recovery and progress towards normalisation in many sectors, the Austrian government started to adjust its Covid-support programmes from mid-2021 by reducing or withdrawing measures in sectors where conditions improved. In November 2021, however, due to the sharp increase of infection rates and medical capacity being stretched to its limits, the government imposed a new nationwide lockdown until mid-December. As this lockdown lasted only a few weeks it did not have a drastic impact on the overall economic performance. The easing of travel restrictions led to a recovery in the economically important tourism sector. After a very strong start of the year, the Austrian export industry faced headwinds from supply chain disruptions but still contributed to growth. The economic rebound was also supported by private consumption and considerable increases in investments. Rising oil and gas prices drove the noticeable increase of inflation over the course of the year. Overall, average inflation amounted to 2.8%⁵ in 2021. Short-time work schemes helped to mitigate the effect of the economic downturn on the labour market. The unemployment rate stood at 6.2%⁶. The Covid-19 crisis management fund set up in March 2020 continued to finance temporary support measures such as fixed cost subsidies as well as various measures to compensate for losses or shortfalls in sales during the various lockdown periods. In 2021, the Austrian economy grew faster than expected and GDP per capita amounted to EUR 45,600⁷ at year-end.

Central and Eastern European economies performed well despite temporary lockdown measures. The fast recovery was mainly driven by household consumption and investments while supply chain disruptions have impacted industrial output and exports. The supply bottlenecks particularly hit the Czech, Slovak and Hungarian automotive industries. The Croatian economy was strongly supported by a better than expected performance of the country's dominant tourism industry. In Romania, the country's important agricultural sector also supported economic growth. Government measures helped cushion the negative impact of the periodic restrictions on employment and fiscal packages prevented household incomes to be dented. As a result, unemployment rates in CEE increased only modestly and remained low compared to many Western European countries. In most CEE countries, the total debt relative to the GDP stayed below its pre-crisis peak level. Many of the region's central banks increased their key rates in the course of the year. The interest rate hikes of the Czech National Bank were the most pronounced, but Poland, Hungary and Romania also increased their policy rates numerous times in the second half of the year. Supply-side constraints, higher service and energy price pressures, together with food prices and some local factors such as imputed rents or tightness of the local labour markets contributed to inflationary pressure across the region. The Czech koruna was the only regional currency that appreciated against the euro in 2021, mainly due to monetary tightening of the Czech National Bank. Other CEE currencies, such as the Romanian leu, the Hungarian forint or the Polish zloty slightly depreciated against the euro. Overall, CEE economies developed positively with GDP growth rates ranging from 3.0%⁸ in Slovakia to a double-digit figure in Croatia⁹ in 2021.

Overall, the Covid-19 pandemic had no material impact on the economic recovery of Erste Group's markets in 2021. The banking sector in the region developed positively. This is reflected in net loan growth as well as in increased operating revenues. Erste Group is of the opinion that the moratoria introduced due to the Covid-19 pandemic in 2020 met the conditions as defined in the EBA guidelines published in the past two years. The relief offered to borrowers therefore did not lead to a significant increase in credit risk.

The economic development of 2021 is reflected in the income statement – above all in the position income from securities and participating interest respectively income/expenses from allowances of securities that are valued as financial assets, as well as on investments and shares in affiliated companies – and is described in the sub-chapter Details on Earnings.

⁵ Statistik Austria: http://www.statistik.at/web_de/statistiken/wirtschaft/preise/verbraucherpreisindex_vpi_hvpi/022835.html (Download on 16 February 2022)

⁶ Statistik Austria: [Arbeitslose \(internationale Definition\) – Monatsschätzer \(statistik.at\)](https://pic.statistik.at/web_de/statistiken/wirtschaft/volkswirtschaftliche_gesamtrechnungen/index.html) (Download on 16 February 2022)

⁷ Statistik Austria: https://pic.statistik.at/web_de/statistiken/wirtschaft/volkswirtschaftliche_gesamtrechnungen/index.html (Download on 16 February 2022), 2020 data amended by GDP growth

⁸ European Commission: https://ec.europa.eu/info/business-economy-euro/economic-performance-and-forecasts/economic-performance-country/slovakia/economic-forecast-slovakia_en (Download on 18 February 2022)

⁹ European Commission: https://ec.europa.eu/info/business-economy-euro/economic-performance-and-forecasts/economic-performance-country/slovakia/economic-forecast-slovakia_en (Download on 18 February 2022)

FINANCIAL PERFORMANCE INDICATORS

Explanatory notes on the balance sheet

As of 31 December 2021, **total assets** had increased by 9.8% from EUR 77.1 billion to EUR 84.6 billion in comparison to the end of 2020. The individual items developed as follows:

The item **cash in hand, balances with central banks** increased by 8.3% from EUR 17.4 billion to EUR 18.9 billion, which was primarily attributable to amounts payable on demand at central banks not least because of higher TLTRO (targeted longer-term refinancing operation)-funds. Fixed asset acquisitions in particular led to a 10.4% rise to EUR 5.4 billion (prior year: EUR 4.9 billion) in **treasury bills**. The increase in the item **loans and advances to credit institutions** by 7.3%, from EUR 21.4 billion in the prior year to EUR 22.9 billion in the reporting year, resulted from the acquisition of unlisted securities in foreign currencies in the trading portfolio. New business with domestic customers in Euros as well as unlisted treasury bills from public sector institutions in the trading book contributed in particular to an increase in **customer deposits** by 13.6% in comparison to the end of 2020 to EUR 19.1 billion (prior year: EUR 16.8 billion). Compared to the prior year, **debt securities and other fixed-income securities** increased by 24.1% from EUR 3.9 billion to EUR 4.8 billion, which can be attributed to EUR 0.7 billion more repurchased covered bonds on the one hand, and larger holdings of listed bonds from foreign banks in fixed assets and in the trading portfolio on the other. Mainly due to write-ups, the book values of **participating interest and shares in affiliated companies** rose by 14.4% from EUR 7.5 billion to EUR 8.6 billion as of 31 December 2021. The item **other assets** amounting to EUR 3.3 billion (prior year: EUR 3.7 billion) decreased by 11.5%, which is largely a result of the 19.6% decrease in derivatives, which only accounted for 86.7% of this position in the reporting year (prior year: 95.5%).

Liabilities to credit institutions, particularly time deposits linked, on the one hand, to the liquidity reserve to be kept by savings banks and, on the other, the utilisation of TLTRO III (totalling EUR 10.9 billion at the end of December 2021), increased by 11.7% to EUR 35.9 billion (prior year: EUR 32.1 billion). The main reason for the 32.5% growth in the item **amounts owed to customers** from EUR 5.9 billion to EUR 7.8 billion is Erste Finance Delaware LLC's increase in time deposits by EUR 0.9 billion. Following the increased issue of certificates of deposit in Vienna, which more than compensated for the decrease at the New York branch, the securitised liabilities increased by 6.9% to EUR 20.2 billion (prior year: EUR 18.9 billion). On 15 October 2021, in the scope of its Additional Tier 1 program, Erste Group Bank AG bought back EUR 0.5 billion prematurely, which is why the item **subordinated and additional tier capital** reduced by 5.4% to EUR 7.0 billion (prior year: EUR 7.4 billion). As the 52.0% increase in the short position (by EUR 0.3 billion) did not balance out the 17.4% reduction in derivatives (by EUR 0.5 billion), **other liabilities** decreased by 5.3% to EUR 3.6 billion (prior year: EUR 3.8 billion).

After deduction and filtering as specified in the CRR, **Tier 1 Capital** (CET 1 and AT1) amounted to EUR 10.4 billion (prior year: EUR 10.2 billion); **Common Equity Tier 1 Capital** (CET 1) amounted to EUR 8.2 billion (prior year: EUR 7.4 billion). **Own Funds** of Erste Group Bank AG pursuant to Part 2 of Regulation (EU) No 575/2013 (primarily core and supplementary capital) amounted to EUR 13.6 billion on 31 December 2021 (prior year: EUR 13.2 billion). The **Common Equity Tier 1 Capital Ratio** (CET 1) was 23.7% (prior year: 22.0%), whereas the **Total Capital Ratio** was 39.2% (prior year: 39.4%)

Details on Earnings

Despite the EUR 20.1 million increase in interest expenses for AT1, Erste Group Bank AG's **net interest income** improved by 23.6% to EUR 286.0 million (prior year: EUR 231.4 million). This is explained by the EUR 49.2 million from one-off effects linked to the utilisation of TLTRO III and fees for premature prepayment in the lending business. Largely due to the fact that Ceska sporitelna, a.s., Banca Comerciala Romana SA, and Erste Bank Hungary Zrt., which are all affiliated companies, once again paid dividends, the **income from securities and participating interests** rose by 67.0% to EUR 703.5 million (prior year: EUR 421.3 million). The balance from **fee and commission income and expenses** almost quadrupled from EUR 16.9 million in the prior year to EUR 55.9 million in the financial year 2021, which was largely attributable to increased transactions in the securities business and a negative one-off effect from the issuing business in 2020. **Net profit or loss on financial operations** made a u-turn from EUR 4.8 million expenses in the prior year to EUR 14.2 million income in 2021. This was caused by significantly lower losses from trading with derivatives, which were more than compensated for with substantially increased income from foreign exchange trading. **Other operating income** reduced by 2.1% to EUR 89.9 million (prior year: EUR 91.8 million). On the whole, there was a 51.9% improvement in **operating income** to EUR 1,149.4 million in 2021 (prior year: EUR 756.7 million).

In addition to salaries (both fixed and variable) and statutory charges, **personnel expenses** also include expenses for long-term employee provisions and pension fund contributions. Personnel expenses decreased by a total of 9.7% to EUR 267.0 million (prior year:

EUR 295.7 million). The actuarial profits recognised on the balance sheet (in particular as a result of the discount rate having increased from 0.50% to 1.05%) from compensation related liabilities of EUR 7.8 million (prior year: loss EUR 18.5 million) as well as the reduced number of employees were the drivers for this.

The **number of employees** at Erste Group Bank AG (weighted according to the extent of employment) went down by 4.2% compared to 31.12.2020 and compares to the previous year as follows:

	As of 31 December 2021	As of 31 December 2020
Domestic	1,944.5	2,006.4
Foreign branches	58.0	83.0
London	0.0	26.0
New York	22.0	21.0
Hong Kong	24.0	24.0
Berlin, Stuttgart	12.0	12.0
Total	2,002.5	2,089.4
thereof maternity/paternity leave	128.9	138.0

Due to cost savings particularly in IT, **other administrative expenses** decreased by 2.0% to EUR 269.2 million (prior year: EUR 274.5 million). Extraordinary write-downs led to a 43.5% increase in **depreciation and amortization on fixed assets and intangible assets** from EUR 7.3 million to EUR 10.4 million. The other operating expenses reduced by 1.9% to EUR 31.8 million (prior year: EUR 32.4 million). As a result, **operating expenses** decreased by 5.2% to EUR 578.3 million (prior year: EUR 609.9 million).

After deduction of all operating expenses from operating income, **net operating income** amounted to EUR 571.1 million in the financial year 2021 (prior year: EUR 146.8 million). At 50.3%, the **cost-income ratio** (operating expenses as a percentage of operating income) was above the prior year's figure of 80.6%.

In particular thanks to the significantly decreased provisioning requirement connected to the Covid-19 pandemic in comparison to 2020, and income from customer receivables that have already been written off, Erste Group Bank AG reports **net expenses for provisions for risks to loan receivables** (including write-offs offset against income from written off loans) in the amount of EUR 0.8 million (prior year: EUR 229.3 million). The successful balance from **current securities** (valuation and gains) as well as the result and value adjustment positions on **participating interests and fixed-asset securities** was a positive EUR 995.8 million in 2021 (prior year: negative EUR 6.8 million). Participation valuations (primarily the appreciation of Banca Comercială Română S.A. and Erste Bank Hungary Zrt.) in particular had a positive impact on the results in the reporting year.

Accordingly, the **result on ordinary income** was a positive EUR 1,566.1 million in the year 2021 (prior year: negative EUR 89.3 million).

As Erste Group Bank AG did receive dividends (not resulting from operative income), the **extraordinary income** is EUR 15.6 million in the reporting year 2021 (prior year: EUR 0.0 million). The increase in deferred tax assets particularly contributed to positive **taxes on income and earnings** amounting to EUR 202.1 million (prior year: negative EUR 10.9 million). In 2021, contrary to prior years, there was a taxable profit, 75% of which was offset with the tax losses carried forward in accordance with the legal requirement. The remaining 25% was recorded as ongoing corporate income tax expenditure. Driven by the banking levy, **other taxes** decreased by 92.3% from EUR 18.1 million to EUR 1.4 million due to the consideration of the annual deficit in 2020.

After accounting for the **changes in reserves** (see Annex chapter C note 23), which resulted in the allocation of EUR 1,094.6 million (prior year: release of EUR 118.4 million), there was an **annual and net profit** of EUR 687.7 million (prior year: EUR 0.0 million or EUR 644.7 Millionen; as no dividends were paid in the financial year 2019 due to the ECB's recommendation, the annual profit 2019 was carried forward to 2020).

OUTLOOK

Since Erste Group Bank AG's economic success is substantially determined by Erste Group's profitability, the Erste Group's outlook is presented below.

Erste Group Bank AG's goal for 2022 is to again achieve a double-digit return on tangible equity (ROTE). Among the factors that will support achievement of this goal is the continued strong economic performance of all core markets – Austria, Czech Republic,

Slovakia, Hungary, Romania, Croatia and Serbia – and, on this basis, an improvement in the operating result and a continued benign risk environment. A continuation or further escalation of Covid-19 measures by governments as well as potential – and as yet unquantifiable – (geo-)political, regulatory or economic risks may render meeting these goals more challenging.

Erste Group Bank AG's core markets are expected to post real GDP growth in the order of 3-5% in 2022. Inflation is set to remain a key theme throughout the year but at the same time is expected to remain broadly stable at elevated 2021 levels. In line with the strong economic outlook unemployment rates are expected to decline from already low levels in all markets. In most countries, sustained competitiveness should again result in sustainable current account balances. The fiscal situation should likewise improve again after significant budget deficits in 2021. Public debt to GDP is projected to improve across the board, albeit from elevated levels.

Against this backdrop, Erste Group Bank AG expects net loan growth in the mid-single digits. This performance as well as interest rate tailwinds should lead to an at least mid-single-digit increase in net interest income despite negative policy rates in the euro zone. The second most important income component – net fee and commission income is expected to rise in the low to mid-single digits, following the exceptional performance in 2021. As in 2021, positive momentum should again come from asset management and securities business, assuming a continued constructive capital markets environment. Insurance brokerage as well as payment services fees are also expected to contribute. The net trading result is expected to come in at a similar level as in the previous year. This, however, will depend substantially on the financial market environment. Operating expenses are expected to rise at a lower level than operating income, thus resulting in a decreasing cost income ratio in 2022. In addition, Erste Group Bank AG will continue to invest in IT in 2022 and thus strengthen its competitive position, with a focus on progressive IT modernisation, back-office digitalisation and further development of the digital platform George.

Based on the robust macro-outlook described above, risks costs should remain at a low level in 2022. While precise forecasting is hard at current low risk cost levels, Erste Group Bank AG believes that in 2022 risk costs will be below 20 basis points of average gross customer loans. The NPL ratio is expected below 3.0%.

Other operating result is expected to remain unchanged in the absence of significant one-off effects. Assuming a low effective group tax rate of about 19% and similar minority charges as in 2021, Erste Group Bank AG aims to achieve a double-digit ROTE. Erste Group Bank AG's CET1 ratio is expected to remain strong. Consequently, Erste Group Bank AG will propose a dividend of EUR 1.6 per share for the 2021 fiscal year to the 2022 AGM.

Potential risks to the guidance include (geo)political and economic (including monetary and fiscal policy impacts) developments, regulatory measures as well as global health risks and changes to the competitive environment. In addition, given the Covid-19 governmental measures and their impact on the economic development, financial forecasts are still subject to an elevated level of uncertainty. The evolving Russia-Ukraine situation does not impact Erste Group Bank AG directly, as it has no operating presence in those countries; exposures to both countries are negligible and no additional risk provisioning is currently required in this context. Indirect effects, such as financial market volatility or sanctions-related knock-on effects on some of our customers cannot be ruled out, though. Further geopolitical developments might lead to economic difficulties and failure of banks based in EU Member States. As a consequence, the possible activation of national or European deposit insurance and resolution systems might have financial impacts on member banks of Erste Group Bank AG. Any resulting financial effects cannot be assessed at the current point in time. Erste Group Bank AG is moreover exposed to non-financial and legal risks that may materialise regardless of the economic environment.

OWN SHARES

Month	Purchase/Sale	Portfolio as of	Purchase price	Selling price	Par value in share capital
January	Purchase	92,574	2,373,544		4,747,089
January	Sale	-138,234		3,551,042	7,102,085
February	Purchase	70,040	1,861,679		3,723,358
February	Sale	-127,765		3,427,555	6,855,111
March	Purchase	890,093	25,692,873		51,385,746
March	Sale	-68,099		1,926,453	3,852,907
April	Purchase	155,707	4,534,901		9,069,801
April	Sale	-56,667		1,657,841	3,315,683
May	Purchase	79,311	2,639,145		5,278,289
May	Sale	-120,483		3,873,826	7,747,651
June	Purchase	928,877	31,021,191		62,042,382
June	Sale	-870,986		29,288,566	58,577,133
July	Purchase	59,857	1,832,094		3,664,189
July	Sale	-99,634		3,106,512	6,213,023
August	Purchase	61,610	2,081,896		4,163,792
August	Sale	-36,602		1,239,503	2,479,006
September	Purchase	155,260	5,599,295		11,198,590
September	Sale	-191,555		6,872,794	13,745,587
October	Purchase	65,101	2,497,526		4,995,052
October	Sale	-43,298		1,693,867	3,387,734
November	Purchase	6,962,488	263,301,839		526,603,678
November	Sale	-6,952,756		264,369,058	528,738,116
December	Purchase	67,262	2,646,701		5,293,402
December	Sale	-364,038		15,296,790	30,593,580

The primary purpose of the transactions was market making and hedging of ATX positions. As of 31 December 2021, other liabilities include a short position in Erste Group Bank AG shares amounting to 339,293 units with a carrying amount of EUR 14,029,765.55 (prior year: 857,356 units, carrying amount EUR 21,382,458.64), which is covered by securities lending deals. Erste Group Bank AG generated capital gains of EUR 6,279.11 (previous year: EUR 0 thousand) from the purchase and sale of its own shares in the long portfolio, which were recognized as an addition to the committed capital reserve.

RESEARCH AND DEVELOPMENT

Erste Group Bank AG's business purpose is to provide banking services. The production process of a bank is therefore not connected with research and development in an industrial sense. However, development work impacts permanently the current business of the bank.

BRANCHES

Erste Group Bank AG maintained branches in London, New York, Hong Kong and Germany (Berlin and Stuttgart) that provide commercial lending to foreign banks, leasing companies and sovereign debtors as well as institutional sales. The London branch was closed in the financial year 2021.

SHARE, VOTING AND CONTROL RIGHTS

Investor information pursuant to section 243a (1) of the Austrian Commercial Code ("UGB")

With regard to the statutory disclosure requirements in the Management Report, special reference is made to the relevant information in the notes to the financial statements, in section C 22.

As of 31 December 2021, together with its syndicate partners (Sparkassen, Anteilsverwaltungssparkassen und Sparkassenstiftungen), DIE ERSTE oesterreichische Spar-Casse Privatstiftung ("ERSTE Stiftung"), a foundation, controls 22.25% (prior year: 31.17%) of the shares in Erste Group Bank AG and with 16.50% (prior year: 16.50%) is the main shareholder. The ERSTE Stiftung holds 5.90% (prior year: 5.90%) of the shares directly; the indirect participation of the ERSTE Stiftung amounts to around 10.60% (prior year: 10.60%) of the shares held by Sparkassen Beteiligungs GmbH & Co KG, which is an affiliated undertaking of the ERSTE Stiftung.

1.67% (prior year: 1.67%) are held directly by savings bank foundations (Sparkassenstiftungen, Sparkassen and Erste Mitarbeiterbeteiligungsstiftung) respectively saving banks foundations acting together with the ERSTE Stiftung and affiliated with Erste Group Bank AG through the cross-guarantee scheme (Haftungsverbund)/IPS fund 4.08% (prior year: 3.08%) are held by other syndicate partners. On 4th November 2021, the 9.92% share of CaixaBank S.A. was sold and resulting the exit from the syndicate followed.

Erste Group Bank AG forms a recognised institutional protection scheme (IPS) in accordance with article 113 (7) CRR together with the Austrian savings banks. The cross-guarantee scheme (Haftungsverbund) complies with the requirements of article 4 (1) Z 127 CRR, whereby the required individual services of the individual members of the scheme are subject to an individual and general ceiling. An IPS ex-ante fund has been established in connection with the approval of the IPS.

The payments of the individual members are recognised in the balance sheet as a share in IPS GesbR, which manages the ex-ante fund and are accounted for as revenue reserve. Due to the contractual terms, this revenue reserve represents a blocked reserve. The writing off of this blocked reserve may only take place as a result of the mobilisation of the ex-ante fund due to a claim. This reserve can therefore not be utilised internally to cover losses and on member level does not qualify as capital according to the CRR; on a consolidated level, the ex-ante fund does qualify, however.

Erste Group Bank AG is the central institution for the associated Austrian savings banks, and together they form a cash pool pursuant to section 27a Austrian Banking Act (BWG). Where necessary, Erste Group Bank AG must supply liquidity to an associated savings bank in accordance with legal and contractual provisions.

Additional disclosures pursuant to section 243a (1) UGB

All restrictions on voting rights or the transfer of shares, even if they are included in agreements between shareholders, insofar as they are known to the Management Board pursuant to section 243a (1) no. 2 UGB:

In shareholder agreements ERSTE Stiftung agreed with its partners the following: concerning the appointment of the members of the supervisory board the partners are obliged to vote as required by ERSTE Stiftung. The partners can dispose of shares according to a predefined sale procedure and can purchase shares only within the quotas agreed with ERSTE Stiftung (of a maximum of 2% within 12 months in total); with this regulation an unwanted creeping-in according to takeover law shall be prevented. In addition, the partners have committed themselves not to make a hostile takeover bid, nor to participate in a hostile takeover bid nor to act together with a hostile bidder in any other way.

Pursuant to section 243a (1) no. 5 UGB Capital participation of employees:

The voting rights of shares of employees of corporate employers according to section 4d (5) (1) Income Tax Act (EStG) participating in employee share programs held in trust by the Erste Mitarbeiterbeteiligung Privatstiftung are exercised by the Board of Directors of Erste Mitarbeiterbeteiligung Privatstiftung. The members of the Board of Directors are appointed and dismissed by the Advisory Board through resolution with simple majority. Both Erste Group Bank AG as well as the statutory employee representatives of Erste Group Bank AG and Erste Bank der oesterreichischen Sparkassen AG jointly are entitled to appoint a person of their choice to the board of directors. A further member of the Board of Directors to be appointed by the Advisory Board shall be a former member of the management board or a former (freelance) employee of the corporate employers pursuant to section 4d (5) (1) Income Tax Act (EStG). The Advisory Board of Erste Mitarbeiterbeteiligung Privatstiftung comprises of up to five members.

Pursuant to section 243a (1) no. 6 UGB not directly prescribed by the law regarding the appointment and dismissal of members of management and supervisory boards as well as on the amendment of the Articles of Association:

This concerns:

- _ Art. 15.1 of the Articles of Association, which provides that ERSTE Stiftung will be granted the right to nominate up to one third of the members of the Supervisory Board to be elected by the shareholders' meeting, as long as ERSTE Stiftung is liable or all present and future liabilities of the company in the case of its insolvency pursuant to Section 92 (9) Banking Act and
- _ Art. 15.4 of the Articles of Association, which provides that a three-quarter majority of valid votes cast and a three-quarter majority of the subscribed capital represented at the meeting considering the proposal are required to pass a motion for removal of Supervisory Board members
- _ Art. 19.9 of the Articles of Association, which provides that the Articles of Association, in so far as they do not alter the business purpose, may be passed by simple majority of votes cast and simple majority of the subscribed capital represented at the meeting considering the amendment. Where higher majority votes are required by individual provisions of the Articles of Association, these provisions can only be amended with the same higher majority vote. Moreover, amendments to Art. 19.9 require a three-

quarter majority of the votes cast and a three-quarter majority of the subscribed capital represented at the meeting considering the proposal.

Pursuant to section 243a (1) no. 7 UGB members of the Management Board have the right to issue or repurchase shares, where such a right is not prescribed by statutory law:

As per decision of the Annual General Meeting of 19 May 2021:

- _ the Management Board is entitled to purchase up to 10% of the subscribed capital in treasury shares for trading purposes according to section 65 (1) (7) Austrian Stock Corporation Act ("AktG"). However, the trading portfolio of these shares may not exceed 5% of the subscribed capital at the end of any calendar day. The consideration for the shares to be purchased must not be less than 50% of the closing price at the Vienna Stock Exchange on the last trading day prior to the purchase and must not exceed 20% of the closing price at the Vienna Stock Exchange on the last trading day prior to the purchase. This authorisation is valid for a period of 30 months, i.e. until 18 November 2023.
- _ the Management Board is entitled, pursuant to section 65 (1) (8) as well as (1a) and (1b) Stock Corporation Act and for a period of 30 months from the date of the resolution, i.e. until 18 November 2023, to acquire own shares of up to 10% of the subscribed capital, subject to approval by the Supervisory Board, with the option of making repeated use of the 10% limit, either at the stock exchange or over the counter, likewise to the exclusion of the shareholders' right to tender proportional payment. The authorization may be exercised in whole or in part or in several instalments and in pursuit of one or several purposes. The market price per share must not be below EUR 2.00 or above EUR 120.00. Pursuant to section 65 (1b) in conjunction with sec. 171 Stock Corporation Act, the Management Board is authorised, from the date of the resolution, i.e. until 18 May 2026, on approval by the Supervisory Board, to sell or use the company's own shares, also by means other than the stock exchange or a public offering for any purpose allowed by the law, particularly as consideration for the acquisition and financing of the acquisition of companies, businesses, business divisions or shares in one or several businesses I Austria or abroad to the exclusion of the shareholders' proportional purchase option.
- _ the Management Board is authorised to redeem shares without further resolution at the Annual General Meeting with the approval of the Supervisory Board.
- _ according to section 65 (1) (4) as well as (1a) and (1b) Stock Corporation Act, the Management Board is authorised for the duration of 30 months following the date of resolution, hence until 18 November 2023, and with the approval of the Supervisory Board to purchase own shares at an amount equalling up to 10% of share capital of the company also under repeated utilisation of the 10% limit either at the stock exchange or over the counter, likewise to the exclusion of the shareholders' right to tender proportional payment for the purpose of granting shares for free or at concessionary terms to ErsteMitarbeiterbeteiligung Privatstiftung, their beneficiaries, employees, executive employees and members of the board at Erste Group Bank AG or of an affiliated undertaking or of any other undertaking pursuant to section 4d (5) (1) Income Tax Act. The authorisation may be exercised in whole or in part or in several installments and in pursuit of one or several purposes. The value per share may neither be lower than the floor value of two Euros nor higher than the ceiling of 120 Euros.

All sales and purchases were carried out as authorised at the Annual General Meeting.

According to section 8.3 of the Articles of Association, the Management Board is authorized, until 24 May 2023 and with the approval of the Supervisory Board, to issue convertible bonds (including conditional compulsory convertible bonds according to section 26 Austrian Banking Act (BWG)), which grant subscription or conversion rights to the acquisition of company shares, while paying due consideration or excluding the subscription right of shareholders. The terms of issue can also set out a conversion obligation at the end of the term or at another point in time in addition or instead of subscription or conversion rights. The issue of convertible bonds may only take place to the extent that guarantees the fulfilment of agreed conversion or subscription rights and, in the case of a conversion obligation set out in the conditions of issue, the fulfilment of the corresponding conversion obligations from the conditional capital increase. The issue amount, conditions or issue and the exclusion of shareholders' subscription rights are to be determined by the Management Board with consent of the Supervisory Board.

Pursuant to section 243a (1) no. 8 UGB Significant agreements to which the company is party, and which become effective, are amended or are rendered ineffective when there is a change in the control of the company as a result of a takeover bid, as well as their effects:

Cross-guarantee scheme agreement

The agreement in principle of the cross-guarantee scheme (Haftungsverbund) provides for the possibility of early cancellation for good cause. Good cause allowing the respective other contracting parties to cancel the agreement is deemed to exist if:

- _ one contracting party grossly harms the duties resulting from the present agreement

- _ the ownership structure of a party to the contract changes in such a way – particularly by transfer or capital increase – that one or more third parties from outside the savings bank sector directly and/or indirectly gain a majority of the equity capital or voting rights in the contracting party or
- _ one contracting party resigns from the savings bank sector irrespective of the reason.

The cross-guarantee scheme's (Haftungsverbund) agreement in principle and supplementary agreement expire if and as soon as any entity that is not a member of the savings bank sector association acquires more than 25% of the voting power or equity capital of Erste Group Bank AG in any manner whatsoever and a member savings bank notifies the cross-guarantee scheme's (Haftungsverbund) steering company and Erste Group Bank AG by registered letter within twelve weeks from the change of control that it intends to withdraw from the cross-guarantee scheme (Haftungsverbund).

Directors and Officers Insurance

Changes in control

In the event that any of the following transactions or processes occur during the term of the insurance policy (each constituting a "change in control") in respect of the insured:

- _ the insured ceases to exist as a result of a merger or consolidation, unless the merger or consolidation occurs between two insured parties, or
- _ another company, person or group of companies or persons acting in consent, who are not insured parties, acquire more than 50% of the insured's outstanding equity or more than 50% of its voting power (resulting in the right to control the voting power represented by the shares, and the right to appoint the Management Board members of the insured),

then the insurance cover under this policy remains in full force and effect for claims relating to unlawful acts committed or alleged to have been committed before this change in control took effect. However, no insurance cover is provided for claims relating to unlawful acts committed or allegedly committed after that time (unless the insured and insurer agree otherwise). The premium for this insurance cover is deemed to be completely earned.

In the event that a subsidiary ceases to be a subsidiary during the insurance period, the insurance cover under this policy shall remain in full force and effect for that entity for the remainder of the insurance period or (if applicable) until the end of the extended discovery period, but only in respect of claims brought against an insured in relation to unlawful acts committed or alleged to have been committed by the insured during the existence of this entity as a subsidiary. No insurance cover is provided for claims brought against an insured in relation to unlawful acts committed or allegedly committed after this entity ceased to exist.

Co-operation between Erste Group Bank AG and Vienna Insurance Group (VIG)

Erste Group Bank and Vienna Insurance Group AG Wiener Versicherung Gruppe ("VIG") are parties to a general distribution agreement (the "Agreement") concerning the framework of the cooperation of Erste Group and VIG in Austria and CEE with respect to bank and insurance products. Originally concluded in 2008 (between Erste Group Oesterreich and WIENER STÄDTISCHE Versicherung AG Vienna Insurance Group), the Agreement was renewed and extended in 2018 until the end of 2033. The objective for the renewal and extension was in particular to adapt the Agreement to the corporate restructuring of the original parties, to amend some commercial parameters and to align the Agreement with recent developments in the legal framework. Already in the original Agreement the parties stipulated that both parties have the right to terminate the Agreement in case of a change of control of one of the parties. A change of control is defined, with respect to Erste Group Bank, as the acquisition of Erste Group Bank by any person/entity other than DIE ERSTE österreichische Spar-Casse Privatstiftung or Austrian savings banks of 50% plus one share of Erste Group Bank's voting shares, and with respect to VIG, as the acquisition of VIG by any person/entity other than Wiener Städtische Wechselseitiger Versicherungsverein – Vermögensverwaltung – Vienna Insurance Group of 50% plus one share of VIG's voting shares. Apart from this regulation on the termination of the Agreement, the parties agreed in the renewal and extension of the Agreement for an additional termination for cause if based on new legal or regulatory provisions, the continuation of the Agreement is unreasonable for each or both of the parties.

Erste Group Bank and VIG are furthermore parties to an asset management agreement, pursuant to which Erste Group undertakes to manage certain parts of VIG's and its group companies' securities assets. In case of a change of control (as described above), each party has the termination right. The asset management agreement has been renewed and extended until 2033 concurrently with the renewal and extension of the Agreement outlined above.

INTERNAL CONTROL AND RISK MANAGEMENT SYSTEM CONTROL RIGHTS FOR FINANCIAL REPORTING PROCEDURES

ICS Framework Requirements

The ICS is an essential element of the corporate governance system of Erste Group contributing to the safeguarding of shareholders' investments and company's assets. Erste Group's ICS plays a key role in identifying risks based on the group's processes.

The ICS policy provides the framework conditions for the internal control system (ICS) at Erste Group. It defines current standards concerning general tasks and responsibilities as well as minimum criteria for ICS documentation. In Erste Group, a top-down, risk oriented, decentralized ICS approach is to be applied, designed based on the local process map, which promotes adequacy by focusing on all material risks. This means, that all material risks identified have to be mitigated by key controls which are involved in the ICS process. The following criteria are applied for an adequate local ICS:

- _ *Completeness*: The process landscape as well as policies and procedures issued within Group Policy Framework ensure that all identified risks and potential risk scenarios are considered, regulated and maintained, aiming to set up a comprehensive and integrated control environment throughout the entity. All material risks must be covered with key controls, which constitute the relevancy.
- _ *Effectiveness and traceability*: Functionality of key controls are regularly checked, optimal control environment is reviewed and challenged during monitoring activity of risk appetite/tolerance.
- _ *Comprehensibility*: Process landscape together with local policies and procedures constitute documentation of identified key controls, which ensures that relevant employees are aware of all key controls and their role in the internal control process in transparent and accountable way within the entire local entity.

The risk profile, which includes the current and target situation, is monitored by each individual risk function unit and is illustrated in the framework of the consolidated risk reporting (GRR) for the management or relevant risk committee.

Control environment

The control environment provides the framework for the introduction, implementation and monitoring of IKS principles, procedures and measures. The Management Board of Erste Group Bank AG is responsible for the establishment, structure and application of an appropriate internal control and risk management system that meets the company's needs in its accounting procedures.

Accounting AT & Group Methodology, which are part of Group Accounting, coordinate and verify the final accounts' compilation for Erste Group Bank AG. The assignment of powers, account responsibilities and the necessary control procedure are defined in the operating instructions.

Risk assessment

The main risk in the accounting procedures is that errors or deliberate action (fraud) prevent facts from adequately reflecting the company's financial position and performance. This is the case whenever the data provided in the financial statements and notes is essentially inconsistent with the correct figures, i.e. whenever, alone or in aggregate, they are able to influence the decisions made by the addressees on the basis of the final accounts. Such decision may cause serious damage, such as financial loss, the imposition of sanctions by the banking supervisor or reputational harm.

Controls - Accounting

The relevant units are obliged to comply with the accounting and measurement principles that are applicable for capturing, posting and accounting transactions and laid out in the operating instructions relating to the UGB and in the IFRS Accounting Manual.

The basic components of the internal control system (IKS) at Erste Group Bank AG are:

- _ Controlling as a permanent financial/business analysis (e.g. comparison of target and actual data between Accounting and Controlling) and control of the company and/or individual corporate divisions.
- _ systemic, automatic control systems and measures in the formal procedure and structure e.g. programmed controls during data processing (SAP).
- _ principles of functional separation and the four-eye principle.

Information and communication -Accounting

In accordance with Austrian Commercial Code (UGB) / Austrian Banking Act (BWG), the final accounts are prepared in a standardized format and in compliance with the control measures described above. Before being passed on to the Audit Committee of the Supervisory Board, the financial statements to be published are submitted to the managers and CFO for approval. During the year the UGB-result is presented to the responsible board member (CFO) on a quarterly basis.

Reporting is nearly fully automated using input systems and automatic interfaces. This warrants that the data for controlling, (segment) and earnings accounting as well as other evaluations are always up to date. The information used by the accounting department is derived from the same database and reconciled monthly for reporting. Close collaboration between Accounting and Controlling ensures that target and actual data are constantly compared, allowing for effective control and harmonization.

Responsibilities of Internal Audit

Internal Audit is in charge of auditing and evaluating all areas of the bank at appropriate intervals based on legally required and on risk oriented planned audits (according to the annual audit plan as approved by the Management Board and reported to the Audit Committee). The main focus of audit reviews is to monitor the functionality of the internal control system. Internal Audit reports its findings to the Group's Management Board and Audit Committee several times a year.

According to section 42 BWG, Internal Audit is a control body that is directly subordinate to the Management Board. It serves the exclusive purpose of ongoing and comprehensive reviews of the legal compliance, appropriateness and suitability of the banking business and banking operation. The mandate of Internal Audit is therefore to support the Management Board in its efforts to secure the bank's assets and promote economic and operational performance and thus in the Management Board's pursuit of its business and operating policy. The activities of Internal Audit are guided in particular by the law, guidelines and minimum standards of the authority, by the professional standards for internal audits and their policy, which is checked regularly and adapted if necessary.

Audit activities of Internal Audit

In its auditing activities, Internal Audit puts a special focus on:

- _ operating and business areas of the bank;
- _ operating and business processes of the bank;
- _ internal bank standards (policies, guidelines, operating instructions), also with regard to their compliance and up-to-dateness;
- _ audit areas stipulated by the law, as they inter alia result from the rules of the Austrian Banking Act (BWG) and the Capital Requirement Regulation (CRR).

RISK MANAGEMENT

Comments on the risk profile of Erste Group Bank AG

In light of the business strategy of Erste Group Bank AG, besides participation risk, the main risks included credit risk, market risk, interest-change risk in the banking book, liquidity risk and non-financial risks. In addition, a risk materiality assessment is undertaken on an annual basis. It is ensured that all relevant material risks are covered by Erste Group Bank AG's control and risk management framework. This entails a set of different tools and governance to ensure adequate oversight of the overall risk profile and sound execution of the risk strategy, including appropriate monitoring and escalation of issues that could materially impact the risk profile of the group. The main types of risk can be summarised as follows:

- _ *Credit risk*: is the risk of loss from the potential collapse of counterparties, particularly of borrowers in the conventional lending business, and any related credit losses.
- _ *Market risk*: describes the risk of loss from unfavourable price changes in marketable and traded products, such as shares, fixed income securities and derivatives, as well as from interest and foreign exchange volatility and fluctuations in raw material prices.
- _ *Interest rate risk in the banking book, including net interest income risk*: is the risk of an adverse change in the market value of financial instruments or in net interest income due to market interest rate movements. This type of risk arises due to differences in maturities, interest rate linkages, and interest rate reset periods between assets and liabilities including derivatives.
- _ *Liquidity risk*: describes the risk of the bank's insufficient liquidity or inability to make funds available in a timely manner to service its debts.
- _ *Non-financial risk*: includes reputational and operational risks. Operational risks are risks of losses due to mistakes or failures linked to internal processes, people and systems, or external events.

Participation Risk

Participation risk refers to the risk of potential value losses from providing equity, as current-value write-offs, capital losses from sales, omissions of dividends or decline of hidden reserves as well liability risks from letters of comfort or capital payment commitments. The majority of direct and indirect participations are fully consolidated in the group balance sheet and thus these risks are

recorded ascertained. Consequently, potential risks of investments are usually covered by other types of risks and correspondingly considered in their monitoring and control methods.

The participations entered into by Erste Group Bank AG took place in line with the strategic objective to invest in retail banking whereby own experience and expertise could be contributed. In order to participate more in growth markets, geographic diversification was increased by investing in central and eastern European states. In order to reduce the political, legal and economic risks, the management focuses on countries within the EU or on potential EU candidate countries.

Risk management objectives and methods

Taking risks in a conscious and selective manner and to manage such risks professionally is one of the core functions of a bank. Adequate risk policy and risk strategy is essential to a bank's fundamental financial health and operational business success.

Erste Group has developed a risk management framework that is forward-looking and tailored to its business and risk profile. This framework is based on a clear risk strategy that sets out general principles according to which risk taking must be performed across the group. The risk strategy is consistent with the business strategy and incorporates the expected impact of external environment on the planned business and risk development.

The risk strategy describes the current and targeted risk profile, defines the principles of risk management, the strategic goals as well as initiatives for the most important types of risk and sets strategic limits for the significant types of financial and non-financial risk, which are considered in the risk materiality assessment. The risk strategy is implemented within the framework of a clearly defined governance structure. This also serves to observe the risk appetite and complementary measures as well as for the escalation of exceeded limits.

In 2021, management attention has been dedicated not only to ongoing Covid-19 pandemic, but also to Environmental, Social and Governance (ESG) risks as new risk type. ESG has been assessed as material risk in 2021 Group Risk Materiality Assessment (first-time assessment), based on climate-related and environmental risks ("E" component), while the assessment of social ("S") and governance ("G") risks is planned for 2022. In order to mitigate this risk, significant resources in both business and risk area have been dedicated to set-up and implement ESG action plan, which includes the establishment of comprehensive internal framework ranging from business strategy, dedicated governance, over risk management to disclosures.

For credit risk, the most important risk category, Erste Group Bank AG applies the internal ratings-based (IRB) approach according to the Capital Requirements Regulation (CRR) and adopts this approach also for the assessment of economic capital requirements according to Pillar 2. Furthermore, all methods and processes affiliated with and necessary for this approach are applied. At Erste Group Bank AG, all essential internal models are validated annually and revised if necessary, whereby both observations made by the supervisory authorities and foreseeable future amendments to the legal requirements are taken into consideration.

The market risks in the trading book are backed by equity capital on the basis of an internal model. In order to hedge the market risk from balance sheet assets (bonds, repurchase agreements on the asset side) and liabilities (own issues), the bank uses interest swaps, currency swaps, credit derivatives and options as hedging instruments in micro-hedge relationships. Together with the hedged underlying transaction, these hedging instruments are recorded in the balance sheet as a valuation unit based on section 201 Commercial Code (UGB).

The requirements for the generation of valuation units are fulfilled by the fair value hedge accounting processes which are applied at Erste Group Bank AG. Details on these processes are presented in the notes to the financial statement, section C note 31.

In accordance with the Advanced Measurement Approach (AMA), operational risk for Erste Group Bank AG is backed by equity.

In order to provide a comprehensive overview of current and future risk and the cover pools of the Bank, the bank's risk-bearing capacity is determined by the Internal Capital Adequacy Assessment Process (ICAAP). The risk-bearing capacity provides regular updates on the risk profile and capital adequacy, forming the basis for defining and implementing any measures that may be necessary.

Erste Group Bank AG defines its risk strategy and risk appetite within the framework of the annual strategic planning process, during which adequate orientation of the risk, capital and results and earnings targets is ensured. Strategic limits and principles are defined for all types of risk on the basis of the RAS in the risk strategy. These limits and principles support the implementation of the medium and long-term risk decisions. Risk Management governance ensures the comprehensive overview of all risk decisions and the proper

execution of the risk strategy. Risk-reducing measures are carried out as part of the ordinary risk management process in order to make sure that the Group acts in accordance with the defined risk appetite.

Risk management organization

Risk control and risk steering are performed based on the business strategy and the risk appetite approved by the Management Board. Together with the chief risk officers of the subsidiaries, the chief risk officer of Erste Group Bank AG (Group CRO) is responsible for implementation of and adherence to the risk control and risk management strategies across all risk types and business lines.

Committees with explicit strategic and operative controlling functions have been set up to ensure the Bank's effective and optimal management. At the top of the risk committee hierarchy within Erste Group Bank AG is the Risk Committee of the Supervisory Board. It is responsible for granting approval in all those cases in which loans and exposures or large exposures reach an amount exceeding the approval authority of the Management Board according to the internal approval authority policies. Furthermore, it is charged with granting approval to large exposures pursuant to Article 392 CRR, if such a claim is equal or exceeds 10% of the eligible capital of a credit institution. Within the competence assigned to it, the Committee may grant advance approvals to the extent permitted by law.

The Management Board and in particular, the Group CRO ensure the availability of appropriate infrastructure and staff as well as methods, standards and processes. The actual identification, measurement, assessment, approval, monitoring, steering and limit setting for the relevant risks are performed at the operating entity level within Erste Group Bank AG. The management board is supported by several divisions established to perform operating risk control functions and exercise strategic risk management responsibilities.

The following risk management functions report directly to the Group CRO:

- _ Group Liquidity and Market Risk Management;
- _ Enterprise wide Risk Management;
- _ Credit Risk Methods;
- _ Retail Risk Management:
- _ Credit Risk Portfolio;
- _ Corporate Risk Management;
- _ Group Compliance;
- _ Group Legal;
- _ Cyber Risk Management.

The division Group Liquidity and Market Risk Management comprises all market and liquidity risk functions in Erste Group. This division is responsible for steering, measuring, and controlling liquidity and market risk. It covers both banking book and trading book and ensures the development and validation of liquidity and market risk models for regulatory as well as for internal steering purposes.

Enterprise-wide Risk Management (ERM) focuses on holistic risk management and ensures comprehensive cross-risk group-wide risk portfolio steering, monitoring, analysis, and reporting. ERM drives key strategic initiatives to establish greater cohesion between risk strategy (including risk appetite and limit steering) and operational execution. It includes the preparation of recovery and wind-down plans as well as the management of non-financial risks.

The responsibilities of Credit Risk Methods comprise the development, maintenance and validation of credit risk models in accordance with the regulatory requirements for the internal ratings-based approach. A dedicated organisational unit takes care of model risk governance and the strategic planning of model changes.

Retail Risk Management covers the operational credit decisions and the collection and workout activities for retail clients of Erste Bank der oesterreichischen Sparkassen AG (EBOe). In order to ensure the sustained profitability of the retail loan portfolio in Erste Group, Retail Risk Management defines group-wide framework conditions and requirements for lending within the Group's risk/return profile.

Credit Risk Portfolio monitors the development of the overall loan portfolio in Erste Group Bank AG with a specific focus on nonretail clients. Active steering ensures the operative implementation of the Group's credit risk strategies. The division is also in charge of continuously improving underwriting processes as well as for corporate and retail risk management projects with a particular focus on digital initiatives. Other responsibilities of credit risk portfolios are checking ratings, real estate valuations and analyzing credit portfolios.

Corporate Risk Management is responsible for credit underwriting and restructuring (including sales of non-performing loans) for corporate and real estate clients, financial institutions, sovereigns and municipalities in EBOe and Erste Group Bank AG as well as group-wide for local customers if their local credit limits are exceeded.

In line with Austrian and European Union legislations, Group Compliance ensures the implementation and steering of measures to prevent money laundering, terrorism financing and fraud. Furthermore, it is responsible for standards and measures to comply with financial sanctions and embargoes. Another central task consists in the implementation and enforcement of regulatory provisions for insider trading, market manipulation and other misconduct in securities business.

Group Legal acts as the central legal department of Erste Group Bank AG. This division provides legal support and counsel for the management board, the business units and the central functions, and mitigates legal risk. It also attends to legal sourcing and to dispute resolution and litigation.

Cyber Risk Management is a risk control unit segregated from IT and security operations, responsible for managing and overseeing cyber risks as well as for monitoring and controlling adherence to cyber risk management framework.

Statements concerning value adjustments for credit risks can be found in Annex section C note 33 and concerning off-balance sheet risk items in Annex section C note 34 of this financial statement. Litigations are dealt with in Annex section A (Ongoing legal cases).

CORPORATE GOVERNANCE

Compliance with laws and international initiatives against bribery and corruption is a matter of fact. Erste Group Bank AG places particular emphasis on continuous training of employees. A particular point of focus is on the strict requirements regarding whether gifts may be accepted at all from customers, or where appropriate the size of the gift. Another such point is the whistleblowing office. The Erste Integrity Line promotes lawful and fair behaviour, enabling all employees to report suspicious events. A detailed consolidated corporate governance report can be found in the annual report of Erste Group. This is published on the website of Erste Group at www.erstegroup.com/ir.

Erste Group Bank AG decided to prepare and publish a separate non-financial report – integrated in the annual report. Erste Group Bank AG is convinced that considering socio-environmental responsibility, climate change prevention and strong governance aspects in doing business not only support its purpose to disseminate prosperity but also secures the financial resilience of the bank.

Based on Erste Group Bank AG's legacy strong focus on social responsibility and the ambition to be the leading financial institution driving the green transition in Central and Eastern Europe Erste Group Bank AG implemented its "ESG Strategic Framework" in 2021.

It is based on four impact pillars:

- _ *Sustainable Finance*: Erste Group Bank AG is committed to increase the green wholesale funding rates in all core markets, thus strengthening CEE debt capital markets and defending its leading position in the ethical and environmental funds in the CEE region.
- _ *Working together for a sustainable future*: Erste Group Bank AG believes there is a need to not only raise awareness for green transition and potentially related social impacts but also to develop new sustainable market standards. Consequently, Erste Group Bank AG is committed to actively participate in and to support public initiatives in this field and to pursue collaborations with business partners and NGOs.
- _ *Good corporate citizenship and operations*: Erste Group Bank AG is committed to reach climate neutrality by 2023. After having reduced Scope 1 and Scope 2 emissions since 2016 by 25%, Erste Group Bank AG targets to reduce them further by 25% by obtaining at least 90% of electricity from green sources and by implementing further efficiency measures.
- _ *Our employees*: Erste Group puts emphasis on raising awareness of the importance of a sustainable lifestyle and motivating all employees to actively support efforts to reach climate neutrality. In addition, Erste Group Bank AG plans to offer a climate literacy programme to the staff incorporating inputs from academics of the Vienna University of Economics and Business and environmental experts of the Austrian World Wide Fund For Nature, and climate simulation workshops.

Erste Group Bank's ESG governance framework includes the following elements:

- _ the *supervisory board* oversees the sustainability strategy, the ESG framework and its implementation.
- _ the *management board* defines the sustainability strategy and is responsible for the ESG framework, priorities and targets.

- _ the *Group Sustainability Board* takes decisions on strategy, priorities, governance and key performance indicators and monitors the implementation progress.
- _ the *ESG core team* is set up as a collaboration platform to develop objectives, targets and corresponding initiatives through senior managers of various areas.
- _ the main objective of the *Group Sustainable Finance Committee* is to ensure a coordinated development of ESG principles in steering instruments like portfolio limits, pricing or the ESG Factor heatmap.
- _ the *Group ESG Office* promotes Erste Group's sustainability strategy and acts as main advisor to the management board on the ESG strategy, targets and priorities.
- _ *Local ESG Offices* develop local sustainability strategies aligned to the group-wide strategy, support the respective local management boards.
- _ *Group business divisions* are in charge of the business strategy, objectives, targets and developing initiatives and action plans. In addition, they are responsible for defining green/social eligibility rules and ensure their integration into products as well as ESG risk management processes.
- _ *Group risk management* functions ensure that ESG aspects are covered in the risk management framework and risk appetite assessment and are properly taken into account in risk control and operative risk management tools and processes.

Regulations on sustainability disclosures and risk management obligations: the Regulation (EU) 2020/952 Taxonomy Regulation, the Regulation (EU) 2019/2088 Disclosure Regulation, EBA Guideline on Loan Origination and Monitoring, ECB Guide on climate related and Environmental Risks are properly taken into account and will be integrated with due care into the business model of Erste Group Bank AG.

CLAIM PURSUANT TO SECTION 243B COMMERCIAL CODE (UGB)

Non-financial reporting for Erste Group Bank AG pursuant to Section 243b of the Commercial Code (UGB) is published together with the Group's separately consolidated non-financial report in the financial statement of Erste Group. The separate non-financial report is disclosed in the financial statement on the homepage at www.erstegroup.com/ir.

GLOSSARY

CEE (Central and Eastern Europe)

English abbreviation also commonly used in German applied to the economic area of Central and Eastern Europe. Includes the new EU member states from expansion in 2004 and 2007 as well as the successor states to Yugoslavia and the Soviet Union and Albania.

Cost-Income Ratio

Operating expenses as a % of the operating income.

Common Equity Tier 1 Capital Ratio

Common Equity Tier 1 capital (CET1) according to Article 50 CRR expressed in % of the total risk amount according to Article 92 (3) CRR.

Forbearance

Concessions to the debtor due to financial difficulties.

Operating Expenses

Sum of general administrative expenses, value adjustments in respect of assets items 9 and 10 as well as other operating expenses.

Operating Income

Sum of net interest income, net commissions income, income from securities and participating interests, net profit or loss on financial operations and other operating income.

Operating Result

Operating income less operating expenses.

Return on Assets

The annual net profit before allocation to reserves divided by the average balance sheet total (average of the last 5 quarterly cut-off dates).

Return on Tangible Equity (ROTE)

Results from profit or loss for the year after tax before changes in reserves divided by the average equity adjusted for intangible assets. The average is calculated on the basis of quarterly final values.

Risk Appetite Statement (RAS)

The RAS is a strategic explanation that describes the maximum risk that a company is prepared to take to achieve its goals.

Tier 1 Capital Ratio

Tier 1 Capital according to Article 25 CRR in % of the total risk amount according to Article 92(3) CRR.

Total Capital Ratio

The total eligible own capital according to Article 72 CRR expressed in % of the total risk amount according to Article 92 (3) CRR.

Vienna, February 28, 2022

Management board

Bernhard Spalt mp
Chairman

Ingo Bleier mp
Member

Stefan Dörfler mp
Member

Alexandra Habeler-Drabek mp
Member

David O'Mahony mp
Member

Maurizio Poletto mp
Member

We draw attention to the fact that the English translation of this auditor's report according to Section 274 of the Austrian Commercial Code (UGB) is presented for the convenience of the reader only and that the German wording is the only legally binding version.

V. Auditors' Report

REPORT ON THE FINANCIAL STATEMENTS

Audit Opinion

The Sparkassen-Prüfungsverband (Prüfungsstelle) and PwC Wirtschaftsprüfung GmbH, Vienna, – hereinafter referred to as “we” – have audited the financial statements of Erste Group Bank AG, Vienna, which comprise the balance sheet as at December 31, 2021, the income statement for the fiscal year then ended, and the notes.

In our opinion, the accompanying financial statements comply with legal requirements and give a true and fair view of the financial position of the Company as at December 31, 2021, and of its financial performance for the fiscal year then ended in accordance with the Austrian Company Code and the special legal requirements.

Basis for Opinion

We conducted our audit in accordance with Regulation (EU) No. 537/2014 (hereinafter EU Regulation) and Austrian generally accepted auditing standards. Those standards require the application of the International Standards on Auditing (ISAs). Our responsibilities under those provisions and standards are further described in the “Auditor's Responsibilities for the Audit of the Financial Statements” section of our report.

We are independent of the Company in accordance with Austrian Generally Accepted Accounting Principles, the provisions of the Austrian Banking Act and professional requirements and we have fulfilled our other ethical responsibilities in accordance with these requirements. We believe that the audit evidence we have obtained until the date of this auditor's report is sufficient and appropriate to provide a basis for our opinion by this date.

Key Audit Matters

Key audit matters are those matters that, in our professional judgment, were of most significance in our audit of the financial statements of the fiscal year. These matters were addressed in the context of our audit of the financial statements as a whole, and in forming our opinion thereon, and we do not provide a separate opinion on these matters.

We have structured key audit matters as follows:

- _ Description
- _ Audit approach
- _ Reference to related disclosures

Loss allowances for Loans and Advances to Customers (expected credit losses)

Description

Loss allowances represent management's best estimate of the credit losses expected with respect to the loan portfolio at balance sheet date.

The calculation of impairments is carried out in line with the AFRAC 14 (June 2021) by using the IFRS 9 model in the Austrian Company Code (UGB).

For loans and advances to customers in the amount of EUR 19 billion, Erste Group Bank AG has recognized credit loss allowances in the amount of EUR 0.3 billion as at December 31, 2021. Due to the underlying assumptions and estimates, determining expected credit losses is inherently subject to substantial judgement applied by management.

Erste Group Bank AG has implemented internal guidelines and specific processes to identify significant increases in credit risk as well as loss events. These processes rely significantly on quantitative criteria and involve management judgement.

The following methods are applied to determine the level of loss allowances using scenario-based discounted cash flow methods as required by IFRS 9:

- _ For non-defaulted loans, loss allowances are generally determined collectively and measured at an amount equal to 12-month expected credit loss. If a significant increase in credit risk has occurred, loss allowances are measured as lifetime expected credit losses. Similarly, the lifetime expected credit losses are measured for those non-defaulted loans and advances whose credit risk at initial recognition could not be determined due to missing data at the first-time adoption of IFRS 9.
- _ The collectively measured loss allowances are calculated considering the probability of default, forward-looking information and parameters that reflect the expected cash flows as well as the expected proceeds from the realization of collateral. The parameters applied are estimated based on statistical models.
- _ For defaulted loans considered to be significant at customer level, loss allowances are determined on a case-by-case basis. These loss allowances are calculated considering scenario probabilities, expected cash flows as well as expected proceeds from the realization of collateral. This process involves significant judgement and management estimates.

The models used for determining loss allowances are specific to the types of loan portfolios. There are country-specific features both with regard to products and economic environment that are relevant to the respective loss estimate resulting in heightened complexity of models and input factors.

The uncertainty which is inherent to estimating expected credit losses continues to be elevated due to the ongoing economic implications of the Covid-19 pandemic.

To reduce the economic impacts of the Covid-19 pandemic, numerous states introduced relief programs (e.g., moratoria, deferral options, support programs, hardship funds, short-hour schemes). Whereas such programs were able to reduce the economic impacts of the Covid-19 pandemic, they resulted in low default rates observed and made the timely reflection of a potential deterioration of the loan portfolio more difficult. Even though some of those relief programs were phased out, they still have a negative impact on the predictive power of statistical credit risk models.

Erste Group Bank AG therefore introduced additional sets of criteria based on which customer groups were identified that potentially were specifically affected by the economic impacts of the Covid-19 pandemic, and individually assessed the customers within those groups as to whether a significant increase in credit risk has occurred (Post Model Adjustment). These sets of criteria were continuously reviewed and revised during the year. Details on the methodology of this portfolio stage transfer due to the Covid-19 pandemic are presented in the “Impairment for Credit Risks” chapter in the disclosure notes.

With respect to the forward-looking information used for modelling expected credit losses, the continuing heightened uncertainty about the future economic developments that results from the pandemic was reflected by using macroeconomic assumptions and adjusting the relative weight of the scenarios applied.

In addition to the adjustment of forward looking information, further adjustments to the estimation methodology applied for estimating credit risk parameters were required in Erste Group Bank AG’s view with respect to the Covid-19 pandemic.

Due to

- _ the substantial judgement to be applied by management in defining of the Post Model Adjustments and determining and weighting macro-economic future scenarios,
- _ a high degree of uncertainty due to the economic impact of the Covid-19 pandemic which led to a high degree of the auditor judgement,
- _ the complexity of models and interdependent assumptions and the resulting audit effort and
- _ the significance of credit loss allowances

we identified this area to be a key audit matter.

Audit Approach

To assess the appropriateness of the expected credit losses, we:

- _ updated our understanding of the Expected Credit Loss calculation methodology applied by Erste Group Bank AG based on policies, documentation and interviews and re-assessed its compliance with the requirements of IFRS 9. We focused on adjustments to methods and processes made in order to capture the increased uncertainties of the present and future environment due to the Covid-19 pandemic in expected credit losses.

- _ evaluated control activities in credit risk management and lending business processes and tested key controls, notably with respect to the approval of loans, ongoing monitoring and the early warning system as well as the processes around the early identification of default, as well as understood and evaluated the assessment of unlikeliness to pay (“UTP”).
- _ evaluated control activities and tested key controls in the area of rating models and collateral valuation.
- _ evaluated model governance and validation processes and critically reviewed the information brought to the attention of the management. We evaluated, with the support from our credit risk modelling experts, the model governance and validation processes as well as the results of back-testing and model validations.
- _ evaluated the adequacy of credit risk parameters and models taking into consideration possible distortions of currently observed data due to various forms of state or private relief programs (e.g., low default rates due to payment moratoria) and local specifics, and critically assessed the plausibility of expectations and estimates that have been introduced due to aforementioned distortions to identify significant increases in credit risk of single customers or customer groups.
- _ assessed the correctness of the stage allocation for a sample of loans based on applicable policies.
- _ analyzed sensitivities and impacts of accounting specific model aspects.
- _ evaluated whether key components of the calculation of expected credit losses are correctly incorporated in the models by performing walkthroughs and reviewing steering tables.
- _ assessed the appropriateness and reasonableness of forward-looking information incorporated in the estimates. In this context, we have specifically compared the underlying macro-economic forecasts with external sources of information and critically assessed the individual weights attributed to scenarios.
- _ tested, on a sample basis, whether default events have been identified in accordance with applicable policies, and evaluated whether events occurred that significantly affect the borrower’s ability to repay loans and advances. Furthermore, we tested, on a sample basis, the adequacy of individual loan loss allowances assessing the scenarios adopted and the estimates of expected cash flows made.

Reference to related disclosures

For further details regarding the process of determining loss allowances as well as regarding the design of the models involved we refer to the management’s disclosures under item B. Credit Loss Allowances.

Other Information

Management is responsible for other information. Other information comprises any information included in the annual report, but does not include the financial statements, the management report and the auditor’s report.

We obtained the corporate governance report in accordance with Section 243c UGB prior to the date of this auditor’s report, all other parts of the annual report are expected to be made available to us after that date.

Our opinion on the financial statements does not cover other information and we will not express any form of assurance thereon.

In connection with our audit of the financial statements, our responsibility is to read other information identified above when it becomes available and, in doing so, consider whether the other information is materially inconsistent with the financial statements or our knowledge obtained in the audit, or otherwise appears to be materially misstated.

If, based on the work we have performed on the other information that we obtained prior to the date of this auditor’s report, we conclude that there is a material misstatement of this other information, we are required to report that fact. We have nothing to report in this regard.

Responsibilities of Management and the Audit Committee for the Financial Statements

Management is responsible for the preparation and fair presentation of these financial statements in accordance with the Austrian Company Code and the special legal requirements, and for such internal control as management determines is necessary to enable the preparation of financial statements that are free from material misstatement, whether due to fraud or error.

In preparing the financial statements, management is responsible for assessing the Company’s ability to continue as a going concern, disclosing, as applicable, matters related to going concern and using the going concern basis of accounting unless management either intends to liquidate the Company or to cease operations, or has no realistic alternative but to do so.

The audit committee is responsible for overseeing the Company’s financial reporting process.

Auditor's Responsibilities for the Audit of the Financial Statements

Our objectives are to obtain reasonable assurance about whether the financial statements as a whole are free from material misstatement, whether due to fraud or error, and to issue an auditor's report that includes our opinion. Reasonable assurance is a high level of assurance, but is not a guarantee that an audit conducted in accordance with the EU Regulation and with Austrian generally accepted auditing standards, which require the application of ISAs, will always detect a material misstatement when it exists. Misstatements can arise from fraud or error and are considered material if, individually or in the aggregate, they could reasonably be expected to influence the economic decisions of users taken on the basis of these financial statements.

As part of an audit in accordance with the EU Regulation and with Austrian generally accepted auditing standards, which require the application of ISAs, we exercise professional judgment and maintain professional skepticism throughout the audit.

We also:

- _ identify and assess the risks of material misstatement of the financial statements, whether due to fraud or error, design and perform audit procedures responsive to those risks, and obtain audit evidence that is sufficient and appropriate to provide a basis for our opinion. The risks of not detecting a material misstatement resulting from fraud is higher than for one resulting from error, as fraud may involve collusion, forgery, intentional omissions, misrepresentations, or the override of internal control.
- _ obtain an understanding of internal control relevant to the audit in order to design audit procedures that are appropriate in the circumstances, but not for the purpose of expressing an opinion on the effectiveness of the Company's internal control.
- _ evaluate the appropriateness of accounting policies used and the reasonableness of accounting estimates and related disclosures made by management.
- _ conclude on the appropriateness of management's use of the going concern basis of accounting and, based on the audit evidence obtained, whether a material uncertainty exists related to events or conditions that may cast significant doubt on the Company's ability to continue as a going concern. If we conclude that a material uncertainty exists, we are required to draw attention in our auditor's report to the related disclosures in the financial statements or, if such disclosures are inadequate, to modify our opinion. Our conclusions are based on the audit evidence obtained up to the date of our auditor's report. However, future events or conditions may cause the Company to cease to continue as a going concern.
- _ evaluate the overall presentation, structure and content of the financial statements, including the disclosures, and whether the financial statements represent the underlying transactions and events in a manner that achieves fair presentation.

We communicate with the audit committee regarding, among other matters, the planned scope and timing of the audit and significant audit findings, including any significant deficiencies in internal control that we identify during our audit.

We also provide the audit committee with a statement that we have complied with all relevant ethical requirements regarding independence, and to communicate with them all relationships and other matters that may reasonably be thought to bear on our independence, and where applicable, related safeguards.

From the matters communicated to the audit committee, we determine those matters that were of most significance in the audit of the financial statements of the current period and are therefore the key audit matters. We describe these matters in our auditor's report unless law or regulation precludes public disclosure about the matter or when, in extremely rare circumstances, we determine that a matter should not be communicated in our report because the adverse consequences of doing so would reasonably be expected to outweigh the public interest benefits of such communication.

Report on Other Legal and Regulatory Requirements

Comments on the Management Report for the Company

Pursuant to the Austrian Company Code, the management report is to be audited as to whether it is consistent with the financial statements and as to whether the management report was prepared in accordance with the applicable legal requirements.

Management is responsible for the preparation of the management report in accordance with the Austrian Company Code and the special legal requirements.

We conducted our audit in accordance with Austrian Standards on Auditing for the audit of the management report.

Opinion

In our opinion, the management report for the Company was prepared in accordance with the applicable legal requirements, includes accurate disclosures pursuant to Section 243a UGB and is consistent with the financial statements.

Statement

Based on the findings during the audit of the financial statements and the obtained understanding concerning the Company and its circumstances no material misstatements in the management report came to our attention.

Additional Information in accordance with Article 10 of the EU Regulation

Pursuant to Sections 23 and 24 Austrian Savings Bank Act (SpG), the Sparkassen-Prüfungsverband (Prüfungsstelle) is the statutory auditor of Erste Group Bank AG, Vienna.

At the ordinary general meeting dated November 10, 2020 and pursuant to Section 1 (1) of the Auditing Rules for Savings Banks, Annex to Section 24 SpG, PwC Wirtschaftsprüfung GmbH, Vienna, was appointed as additional auditor for the financial year 2021 and, subsequently, was engaged by the supervisory board. At the ordinary general meeting dated May 19, 2021 PwC Wirtschaftsprüfung GmbH, Vienna, was appointed as additional auditor for the financial year 2022 and, subsequently, was engaged by the supervisory board. Since 2017 PwC Wirtschaftsprüfung GmbH, Vienna, has constantly been appointed as additional auditor.

We confirm that the audit opinion in the “Report on the Financial Statements” section is consistent with the additional report to the audit committee referred to in Article 11 of the EU Regulation.

We declare that we did not provide any prohibited non-audit services (Article 5 (1) of the EU Regulation) and that we remained independent of the audited company in conducting the audit.

Responsible Engagement Partner

Responsible for the proper performance of the engagement are Mr. Herwig Hierzer, Austrian Certified Public Accountant (Prüfungsstelle des Sparkassen-Prüfungsverbandes), and Ms. Dorotea-E. Rebmann, Austrian Certified Public Accountant (PwC Wirtschaftsprüfung GmbH, Vienna).

Vienna, February 28, 2022

**Sparkassen-Prüfungsverband
(Prüfungsstelle)**

(Bank Auditor)

Herwig Hierzer
Austrian Certified Public Accountant

Stephan Lugitsch
Austrian Certified Public Accountant

PwC Wirtschaftsprüfung GmbH

Dorotea-E. Rebmann
Austrian Certified Public Accountant

This report is a translation of the original report in German, which is solely valid. Publication and sharing with third parties of the consolidated financial statements together with our auditor's opinion is only allowed if the financial statements and the management report are identical with the German audited version. This audit opinion is only applicable to the German and complete financial statements with the management report. For deviating versions, the provisions of Section 281 (2) UGB apply.

VI. Statements of all members of the management board

We confirm to the best of our knowledge that the separate financial statements give a true and fair view of the assets, liabilities, financial position and profit or loss of the parent company as required by the applicable accounting standards and that the management report gives a true and fair view of the development and performance of the business and the position of the company, together with a description of the principal risks and uncertainties the company faces.

Vienna, February 28, 2022

Management board

Bernhard Spalt mp
Chairman

Ingo Bleier mp
Member

Stefan Dörfler mp
Member

Alexandra Habeler-Drabek mp
Member

David O'Mahony mp
Member

Maurizio Poletto mp
Member